



**ANNA UNIVERSITY, CHENNAI
NON-AUTONOMOUS AFFILIATED COLLEGES
REGULATIONS 2021
CHOICE BASED CREDIT SYSTEM**

B.E. ELECTRONICS AND INSTRUMENTATION ENGINEERING

PROGRAM EDUCATIONAL OBJECTIVES (PEOs)

Bachelor of Electronics and Instrumentation Engineering curriculum is designed to prepare the graduates to acquire knowledge, skills and attitudes in order to:

- Succeed in their professional career and develop innovative products
- Intrigue in the life- long learning to get flourished with the upcoming state of art technologies.
- Demonstrate leadership capability and social responsibility.

PROGRAMME OUTCOMES (POs):

The graduates will have the ability to

1. Engineering knowledge: Apply the knowledge of mathematics, science, engineering fundamentals, and an engineering specialization to the solution of complex engineering problems.
2. Problem analysis: Identify, formulate, review research literature, and analyze complex engineering problems reaching substantiated conclusions using first principles of mathematics, natural sciences, and engineering sciences.
3. Design/development of solutions: Design solutions for complex engineering problems and design system components or processes that meet the specified needs with appropriate consideration for the public health and safety, and the cultural, societal, and environmental considerations.
4. Conduct investigations of complex problems: Use research-based knowledge and research methods including design of experiments, analysis and interpretation of data, and synthesis of the information to provide valid conclusions.
5. Modern tool usage: Create, select, and apply appropriate techniques, resources, and modern engineering and IT tools including prediction and modeling to complex engineering activities with an understanding of the limitations.
6. The engineer and society: Apply reasoning informed by the contextual knowledge to assess societal, health, safety, legal and cultural issues and the consequent responsibilities relevant to the professional engineering practice.
7. Environment and sustainability: Understand the impact of the professional engineering solutions in societal and environmental contexts, and demonstrate the knowledge of, and need for sustainable development.
8. Ethics: Apply ethical principles and commit to professional ethics and responsibilities and norms of the engineering practice.
9. Individual and team work: Function effectively as an individual, and as a member or leader in diverse teams, and in multidisciplinary settings.
10. Communication: Communicate effectively on complex engineering activities with the engineering community and with society at large, such as, being able to comprehend and write effective reports and design documentation, make effective presentations, and give and receive clear instructions.
11. Project management and finance: Demonstrate knowledge and understanding of the engineering and management principles and apply these to one's own work, as a member and leader in a team, to manage projects and in multidisciplinary environments.

12. Life-long learning: Recognize the need for, and have the preparation and ability to engage in independent and life-long learning in the broadest context of technological change.


PROGRAM SPECIFIC OUTCOMES (PSOs)

After completion of Electronics and Instrumentation Engineering program, students will gain core competency skills in domains such as Electronics, Instrumentation and Process Control

1. Apply the knowledge gained in Electronics and Instrumentation to design and select appropriate signal conditioning circuit and measuring instruments for diversified applications.
2. Understand and analyses control problem for the interdisciplinary applications and provide suitable state of art solutions.
3. Apply the Skill to Calibrate, select and install instruments for industrial applications.

PEO's – PO's& PSO's MAPPING:

PEO	PO												PSO		
	PO 1	PO 2	PO 3	PO 4	PO 5	PO 6	PO 7	PO 8	PO 9	PO 10	PO 11	PO 12	PSO 1	PSO 2	PSO 3
1	1	1	1	1	1	2	2	2	1	1	1	1	3	1	2
2	2	2	2	2	2								3	2	1
3	1	1	1	2	2									2	2

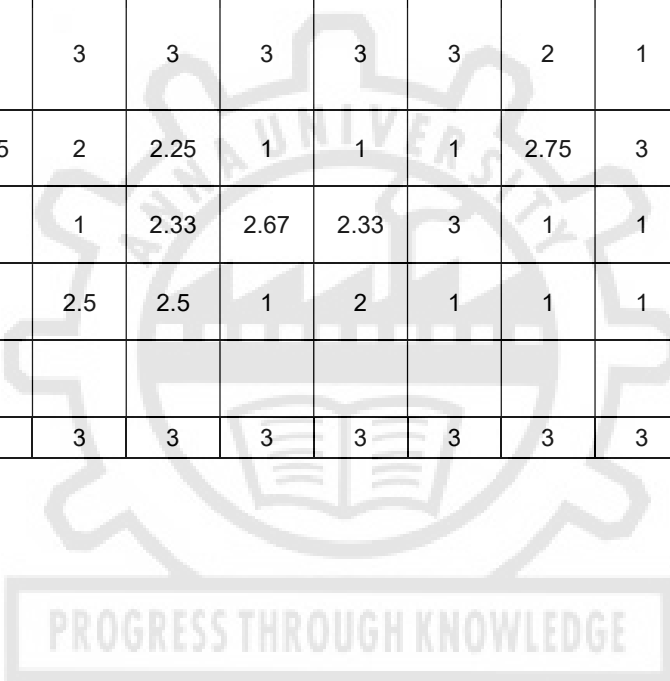


SEMESTER	COURSE CODE	PROGRAM OUTCOMES												PROGRAM SPECIFIC OUTCOMES		
		PO1	PO2	PO3	PO4	PO5	PO6	PO7	PO8	PO9	PO10	PO11	PO12	PSO 1	PSO 2	PSO 3
I	Induction Programme	-	-	-	-	-	-	-	-	-	-	-	-	-	-	-
	Professional English - I	1.6	2.2	1.8	2.2	1.5	3	3	3	1.6	3	3	3	-	-	-
	Matrices and Calculus	3	3	1	1	0	0	0	0	2	0	2	3	-	-	-
	Engineering Physics	3	3	1.6	1.2	1.8	1	-	-	-	-	-	1	-	-	-
	Engineering Chemistry	2.8	1.3	1.6	1	-	1.5	1.8	-	-	-	-	1.5	-	-	-
	Problem Solving and Python Programming	2	3	3	3	2	-	-	-	-	-	2	2	3	3	
	தமிழர் மரபு / Heritage of Tamils	-	-	-	-	-	-	-	-	-	-	-	-	-	-	-
	Problem Solving and Python Programming Laboratory	2	3	3	3	2	-	-	-	-	-	2	2	3	3	
	Physics and Chemistry Laboratory	3	2.4	2.6	1	1	-	-	-	-	-	-	-	-	-	-
		2.6	1.3	1.6	1	1	1.4	1.8	-	-	-	-	1.3	-	-	-
English Laboratory ^s	3	3	3	3	1	3	3	3	3	3	3	3	-	-	-	
II	Professional English - II	3	3	3	3	2.75	3	3	3	2.2	3	3	3	-	-	-
	Statistics and Numerical Methods	3	3	1	1	1	0	0	0	2	0	2	3	-	-	-
	Physics for Instrumentation Engineering	3	2.6	1.4	-	-	1	-	-	-	-	-	-	-	-	-
	Basic Civil and Mechanical Engineering	2	-	-	0.2	-	-	1	2	1.2	2	-	-	-	-	-
	Engineering Graphics	3	1	2	-	2	-	-	-	-	3	-	2	2	2	-
	Electric Circuit Analysis	3	3	3	2.8	2	-	2	1	-	-	-	3	3	3	3
	தமிழரும் தொழில்நுட்பமும் / Tamils and Technology	-	-	-	-	-	-	-	-	-	-	-	-	-	-	-
	Engineering Practices Laboratory	3	2	-	-	1	1	1	-	-	-	-	2	2	1	1
	Electric Circuits Laboratory	3	3	3	3	3	-	2	1.5	3	-	-	3	3	3	2
	Communication Laboratory / Foreign Language ^s	2.4	2.8	3	3	1.8	3	3	3	3	3	3	3	-	-	-
III	Transforms and Differential Equations	3	3	3	0	2	0	0	0	2	0	0	2	-	-	-

	Analog Electronics	2.1	2.1	1.83	1.6	1	1	1	1	1	1	1	1	1	1	1
	Digital System Design and Applications	2.3	2.16	2.16	1.83	1	1	1	1	1	1	1	1	1	2	1
	Transducers Engineering	2.5	2.16	2.16	2	1	1	1	1	1	1	1	2	3	2	1
	Linear Integrated Circuits and Applications	1.83	2	1	1	1	1	1	1	1	1	1	1	1	1	1
	C Programming and Data Structures	3	2.33	2.5	2.2	2.25	2.33		1	1	1		1.5			
	Semiconductor Devices and Circuits Laboratory	3	2.17	1.17	1	1	2		2	2	1	2	1	1	1	1
	C Programming and Data Structures Laboratory	2		1.2		3	2		2	3	3		3			
	Professional Development ^s	-	-	-	-	-	-	-	-	-	-	-	-	-	-	-
IV	Industrial Instrumentation	2.8	2	2	1.8	1	1	1	1	1	1	1	2	3	3	3
	Automatic Control Systems	2.8	2.6	3	2.1	1	1	1	2.8	1	2.8	1	3	3	3	3
	Environmental Sciences and Sustainability	2.8	1.8	1	1	-	2.2	2.4	-	-	-	-	1.8	-	-	-
	Embedded Systems	2.83	2.6	2.6	2.16	1	1	1	1	1	1	1	1	2	2	1
	IoT Concepts and Applications	-	-	-	-	-	-	-	-	-	-	-	-	-	-	-
	Electrical Machines and Drives	2.83	2.6	2.6	2.16	1	1	1	1	1	1	1	2	1	2	2
	Digital and Linear Integrated Circuits Laboratory	3	2.17	1.17	1	1	2	1	2	2	1	2	1	2	2	2
	Sensors and Signal Conditioning Circuits Laboratory	3	2	2	2.75	2	2	2	2	1	1	2	1	2	2	3

V	Process Control	3	3	3	3	3	1	2	1	1	1	1	3	3	3	3
	Signal and Image Processing	2	2.5	2.33	1	2.6	1	1	1	1	1	1	2	1	1	2
	Process Control and Instrumentation Laboratory	2.8	2.6	2.6	2.3	1	1	1	2.8	3	2.8	1	2.8	3	3	3
VI	Industrial Automation Systems	2.17	1.5	1.17	1.5	1	1	1	1	1	1	1	2	2	2	2
	Introduction to Industrial Processes, Measurement and Control	3	3	3	3	3	3	3	2	1	2	2.5	3	3	3	2.33
	Industrial Automation Systems Laboratory	2.75	2.25	2	2.25	1	1	1	2.75	3	3	1	2	2	2	2
VII	Industrial Data Communication	3	3	1	2.33	2.67	2.33	3	1	1	1	1	2	2	2	3
	Applied Machine Learning	3	3	2.5	2.5	1	2	1	1	1	1	1	2	2	2	2
	Human values and Ethics															
VIII	Project Work / Internship	3	3	3	3	3	3	3	3	3	3	3	3	3	3	3

1-low, 2-medium, 3-high, ‘-‘- no correlation



ANNA UNIVERSITY, CHENNAI
NON-AUTONOMOUS AFFILIATED COLLEGES
REGULATIONS 2021
CHOICE BASED CREDIT SYSTEM
B. E. ELECTRONICS AND INSTRUMENTATION ENGINEERING
CURRICULUM AND SYLLABI FOR SEMESTERS I TO VIII
SEMESTER – I

S. NO.	COURSE CODE	COURSE TITLE	CATE-GORY	PERIODS PER WEEK			TOTAL CONTACT PERIODS	CREDITS
				L	T	P		
1.	IP3151	Induction Programme	-	-	-	-	-	0
THEORY								
2.	HS3152	Professional English - I	HSMC	3	0	0	3	3
3.	MA3151	Matrices and Calculus	BSC	3	1	0	4	4
4.	PH3151	Engineering Physics	BSC	3	0	0	3	3
5.	CY3151	Engineering Chemistry	BSC	3	0	0	3	3
6.	GE3151	Problem Solving and Python Programming	ESC	3	0	0	3	3
7.	GE3152	தமிழர் மரபு / Heritage of Tamils	HSMC	1	0	0	1	1
PRACTICALS								
8.	GE3171	Problem Solving and Python Programming Laboratory	ESC	0	0	4	4	2
9.	BS3171	Physics and Chemistry Laboratory	BSC	0	0	4	4	2
10.	GE3172	English Laboratory [§]	EEC	0	0	2	2	1
TOTAL				16	1	10	27	22

§ Skill Based Course

SEMESTER – II

S. NO.	COURSE CODE	COURSE TITLE	CATE-GORY	PERIODS PER WEEK			TOTAL CONTACT PERIODS	CREDITS
				L	T	P		
THEORY								
1.	HS3252	Professional English - II	HSMC	2	0	0	2	2
2.	MA3251	Statistics and Numerical Methods	BSC	3	1	0	4	4
3.	PH3255	Physics for Instrumentation Engineering	BSC	3	0	0	3	3
4.	BE3255	Basic Civil and Mechanical Engineering	ESC	3	0	0	3	3
5.	GE3251	Engineering Graphics	ESC	2	0	4	6	4
6.	EE3251	Electric Circuit Analysis	PCC	3	1	0	4	4
7.		NCC Credit Course Level1 [#]	-	2	0	0	2	2 [#]
8.	GE3252	தமிழரும் தொழில்நுட்பமும் / Tamils and Technology	HSMC	1	0	0	1	1
PRACTICALS								
9.	GE3271	Engineering Practices Laboratory	ESC	0	0	4	4	2
10.	EE3271	Electric Circuits Laboratory	PCC	0	0	4	4	2
11.	GE3272	Communication Laboratory / Foreign Language [§]	EEC	0	0	4	4	2
TOTAL				17	2	16	35	27

NCC Credit Course level 1 is offered for NCC students only. The grades earned by the students will be recorded in the Mark Sheet, however the same shall not be considered for the computation of CGPA.

§ Skill Based Course

SEMESTER III

S. NO.	COURSE CODE	COURSE TITLE	CATEGORY	PERIODS PER WEEK			TOTAL CONTACT PERIODS	CREDITS
				L	T	P		
THEORY								
1.	MA3353	Transforms and Differential Equations	BSC	3	1	0	4	4
2.	EI3351	Analog Electronics	PCC	3	0	0	3	3
3.	EI3352	Digital System Design and Applications	PCC	2	1	0	3	3
4.	EI3353	Transducers Engineering	PCC	3	0	0	3	3
5.	EI3354	Linear Integrated Circuits and Applications	PCC	3	0	0	3	3
6.	CS3353	C Programming and Data Structures	PCC	3	0	0	3	3
PRACTICALS								
7.	EI3361	Semiconductor Devices and Circuits Laboratory	PCC	0	0	3	3	1.5
8.	CS3362	C Programming and Data Structures Laboratory	PCC	0	0	3	3	1.5
9.	GE3361	Professional Development ^{\$}	EEC	0	0	2	2	1
TOTAL				17	2	8	27	23

^{\$} Skill Based Course

SEMESTER IV

S. NO.	COURSE CODE	COURSE TITLE	CATEGORY	PERIODS PER WEEK			TOTAL CONTACT PERIODS	CREDITS
				L	T	P		
THEORY								
1.	EI3451	Industrial Instrumentation	PCC	3	0	0	3	3
2.	IC3451	Automatic Control Systems	PCC	3	1	0	4	4
3.	GE3451	Environmental Sciences and Sustainability	BSC	2	0	0	2	2
4.	EI3401	Embedded Systems	PCC	3	0	2	5	4
5.	OCS352	IoT Concepts and Applications	PCC	2	0	2	4	3
6.	IC3452	Electrical Machines and Drives	PCC	2	0	2	4	3
7.		NCC Credit Course Level 2 [#]		3	0	0	3	3 [#]
PRACTICALS								
8.	EI3461	Digital and Linear Integrated Circuits Laboratory	PCC	0	0	3	3	1.5
9.	EI3462	Sensors and Signal Conditioning Circuits Laboratory	PCC	0	0	3	3	1.5
TOTAL				15	1	12	28	22

[#] NCC Credit Course level 2 is offered for NCC students only. The grades earned by the students will be recorded in the Mark Sheet, however the same shall not be considered for the computation of CGPA.

SEMESTER V

S. NO.	COURSE CODE	COURSE TITLE	CATEGORY	PERIODS PER WEEK			TOTAL CONTACT PERIODS	CREDITS
				L	T	P		
THEORY								
1.	EI3551	Process Control	PCC	3	0	0	3	3
2.	EI3501	Signal and Image Processing	PCC	3	0	0	3	3
3.		Professional Elective I	PEC	3	0	0	3	3
4.		Professional Elective II	PEC	3	0	0	3	3
5.		Professional Elective III	PEC	3	0	0	3	3
6.		Professional Elective IV	PEC	3	0	0	3	3
7.		Mandatory Course-I ^{&}	MC	3	0	0	3	Non-Credit Course
PRACTICALS								
8.	EI3561	Process Control and Instrumentation Laboratory	PCC	0	0	4	4	2
TOTAL				21	0	4	25	20

[&] Mandatory Course-I is a Non-credit Course (Student shall select one course from the list given under MC-I)

SEMESTER VI

S. NO.	COURSE CODE	COURSE TITLE	CATEGORY	PERIODS PER WEEK			TOTAL CONTACT PERIODS	CREDITS
				L	T	P		
THEORY								
1.	EI3651	Industrial Automation Systems	PCC	3	0	0	3	3
2.	EI3652	Introduction to Industrial Processes, Measurement and Control	PCC	3	0	0	3	3
3.		Open Elective – I*	OEC	3	0	0	3	3
4.		Professional Elective V	PEC	3	0	0	3	3
5.		Professional Elective VI	PEC	3	0	0	3	3
6.		Professional Elective VII	PEC	3	0	0	3	3
7.		Professional Elective VIII	PEC	3	0	0	3	3
8.		Mandatory Course-II ^{&}	MC	3	0	0	3	Non-Credit Course
9.		NCC Credit Course Level 3 [#]		3	0	0	3	3 [#]
PRACTICALS								
10.	EI3661	Industrial Automation Systems Laboratory	PCC	0	0	4	4	2
TOTAL				24	0	4	28	23

* Open Elective – I shall be chosen from the emerging technologies

[&] Mandatory Course-II is a Non-credit Course (Student shall select one course from the list given under MC-II)

[#]NCC Credit Course level 3 is offered for NCC students only. The grades earned by the students will be recorded in the Mark Sheet, however the same shall not be considered for the computation of CGPA

SEMESTER VII/VIII*

S. NO.	COURSE CODE	COURSE TITLE	CATE GORY	PERIODS PER WEEK			TOTAL CONTACT PERIODS	CREDITS
				L	T	P		
THEORY								
1.	EI3751	Industrial Data Communication	PCC	3	0	0	3	3
2.	EI3752	Applied Machine Learning	PCC	3	0	0	3	3
3.	GE3791	Human Values and Ethics	HSMC	2	0	0	2	2
4.		Elective – Management [#]	HSMC	3	0	0	3	3
5.		Open Elective – II**	OEC	3	0	0	3	3
6.		Open Elective – III**	OEC	3	0	0	3	3
7.		Open Elective – IV**	OEC	3	0	0	3	3
TOTAL				20	0	0	20	20

*If students undergo internship in Semester VII, then the courses offered during semester VII will be offered during semester VIII.

[#]Elective - Management shall be chosen from the Elective Management Courses

**Open Elective II, III and IV (shall be chosen from the list of open electives offered by other Programmes).

SEMESTER VIII/VII*

S. NO.	COURSE CODE	COURSE TITLE	CATE GORY	PERIODS PER WEEK			TOTAL CONTACT PERIODS	CREDITS
				L	T	P		
PRACTICALS								
1.	EI3811	Project Work / Internship	EEC	0	0	20	20	10
TOTAL				0	0	20	20	10

*If students undergo internship in Semester VII, then the courses offered during semester VII will be offered during semester VIII

TOTAL CREDITS : 167

PROGRESS THROUGH KNOWLEDGE

MANDATORY COURSES I*

S. NO.	COURSE CODE	COURSE TITLE	CATE GORY	PERIODS PER WEEK			TOTAL CONTACT PERIODS
				L	T	P	
1.	MX3081	Introduction to Women and Gender Studies	MC	3	0	0	3
2.	MX3082	Elements of Literature	MC	3	0	0	3
3.	MX3083	Film Appreciation	MC	3	0	0	3
4.	MX3084	Disaster Risk Reduction and Management	MC	3	0	0	3

*Mandatory courses are offered as Non-Credit courses

MANDATORY COURSES II*

S. NO.	COURSE CODE	COURSE TITLE	CATE GORY	PERIODS PER WEEK			TOTAL CONTACT PERIODS
				L	T	P	
1.	MX3085	Well Being with Traditional Practices - Yoga, Ayurveda and Siddha	MC	3	0	0	3
2.	MX3086	History of Science and Technology in India	MC	3	0	0	3
3.	MX3087	Political and Economic Thought for a Humane Society	MC	3	0	0	3
4.	MX3088	State, Nation Building and Politics in India	MC	3	0	0	3
5.	MX3089	Industrial Safety	MC	3	0	0	3

*Mandatory courses are offered as Non-Credit courses

ELECTIVE -MANAGEMENT COURSES

SL. NO.	COURSE CODE	COURSE TITLE	CATE GORY	PERIODS PER WEEK			TOTAL CONTACT PERIODS	CREDITS
				L	T	P		
1.	GE3751	Principles of Management	HSMC	3	0	0	3	3
2.	GE3752	Total Quality Management	HSMC	3	0	0	3	3
3.	GE3753	Engineering Economics and Financial Accounting	HSMC	3	0	0	3	3
4.	GE3754	Human Resource Management	HSMC	3	0	0	3	3
5.	GE3755	Knowledge Management	HSMC	3	0	0	3	3
6.	GE3792	Industrial Management	HSMC	3	0	0	3	3

PROFESSIONAL ELECTIVE COURSES : VERTICALS

Vertical I	Vertical II	Vertical III	VerticalIV	VerticalV	VerticalVI	VerticalVII
Automation	Internet of Things	Advanced Control	Applied Instrumentation	Health Care Instrumentation	Semi conductor / Communication	Computer
PLC Programming	Industry IoT	Process Modeling and Simulation	Fiber Optics Instrumentation	Biomedical Instrumentation	Digital VLSI	Foundations of Data Science
Robotics and Automation	Sensor for IoT Application	Computer Control of Processes	Analytical Instrumentation	Bio Signal Processing	Semiconductor Manufacturing	Augmented Reality/Virtual Reality
Industry 4.0	IoT for Industry Automation	System Identification	Electric Vehicle Technology	Digital Image processing	Automotive Electronics	Computer Architecture
Intelligent Automation	Data Analytics for IoT	Non Linear Control	Thermal Power Plant Instrumentation	Medical Imaging Systems	Green Electronics	Computer Vision
Smart Manufacturing	IoT for Smart Agriculture	Adaptive Control	Instrumentation in Petrochemical Industry	Medical Robotics	Real Time Embedded Systems	Cloud Services Management
Cyber Security	IoT Security	Model Based Control	Safety Instrumented Systems	Brain Computer Interface and Applications	Solar PV Fundamental and Applications	Block Chain Technology
Building Automation	IoT for Smart Cities	Optimal Control	Renewable Systems	Diagnostic and Therapeutic Equipment	Communication Systems	Deep and Reinforcement Learning
Smart Farming	IoT and Edge computing	Machine Monitoring System	Automotive Instrumentation and Control	Physiological modelling	Wireless Sensor Network Design	Java Programming

Registration of Professional Elective Courses from Verticals:

Refer to the Regulations 2021, Clause 6.3. (Amended on 27.07.2023).

PROFESSIONAL ELECTIVE COURSES :VERTICALS

VERTICAL I: AUTOMATION

SL. NO.	COURSE CODE	COURSE TITLE	CATEGORY	PERIODS PER WEEK			TOTAL CONTACT PERIODS	CREDITS
				L	T	P		
1.	CEI331	PLC Programming	PEC	3	0	0	3	3
2.	CEI332	Robotics and Automation	PEC	3	0	0	3	3
3.	CEI333	Industry 4.0	PEC	3	0	0	3	3
4.	CEI334	Intelligent Automation	PEC	3	0	0	3	3
5.	CEI335	Smart Manufacturing	PEC	3	0	0	3	3
6.	CEI336	Cyber Security	PEC	3	0	0	3	3
7.	CEI337	Building Automation	PEC	3	0	0	3	3
8.	CEI338	Smart Farming	PEC	3	0	0	3	3

VERTICAL II: INTERNET OF THINGS

SL. NO.	COURSE CODE	COURSE TITLE	CATEGORY	PERIODS PER WEEK			TOTAL CONTACT PERIODS	CREDITS
				L	T	P		
1.	CEI339	Industry IoT	PEC	3	0	0	3	3
2.	CEI340	Sensor for IoT Application	PEC	3	0	0	3	3
3.	CEI341	IoT for Industry Automation	PEC	3	0	0	3	3
4.	CEI342	Data Analytics for IoT	PEC	3	0	0	3	3
5.	CEI343	IoT for Smart Agriculture	PEC	3	0	0	3	3
6.	CEI344	IoT Security	PEC	3	0	0	3	3
7.	CEI345	IoT for Smart Cities	PEC	3	0	0	3	3
8.	CEI346	IoT and Edge computing	PEC	3	0	0	3	3

VERTICAL III: ADVANCED CONTROL

SL. NO.	COURSE CODE	COURSE TITLE	CATE GORY	PERIODS PER WEEK			TOTAL CONTACT PERIODS	CREDITS
				L	T	P		
1.	CIC331	Process Modeling and Simulation	PEC	3	0	0	3	3
2.	CIC332	Computer Control of Processes	PEC	3	0	0	3	3
3.	CIC333	System Identification	PEC	3	0	0	3	3
4.	CIC334	Non Linear Control	PEC	3	0	0	3	3
5.	CIC335	Adaptive Control	PEC	3	0	0	3	3
6.	CIC336	Model Based Control	PEC	3	0	0	3	3
7.	CIC337	Optimal Control	PEC	3	0	0	3	3
8.	CIC338	Machine Monitoring System	PEC	3	0	0	3	3

VERTICAL IV :APPLIED INSTRUMENTATION

SL. NO.	COURSE CODE	COURSE TITLE	CATE GORY	PERIODS PER WEEK			TOTAL CONTACT PERIODS	CREDITS
				L	T	P		
1.	CIC339	Fiber Optics Instrumentation	PEC	3	0	0	3	3
2.	CIC340	Analytical Instrumentation	PEC	3	0	0	3	3
3.	CIC341	Electric Vehicle Technology	PEC	3	0	0	3	3
4.	CIC342	Thermal Power Plant Instrumentation	PEC	3	0	0	3	3
5.	CIC343	Instrumentation in Petrochemical Industry	PEC	3	0	0	3	3
6.	CIC344	Safety Instrumented Systems	PEC	3	0	0	3	3
7.	CIC345	Renewable Systems	PEC	3	0	0	3	3
8.	CIC346	Automotive Instrumentation and Control	PEC	3	0	0	3	3

VERTICAL V :HEALTH CARE INSTRUMENTATION

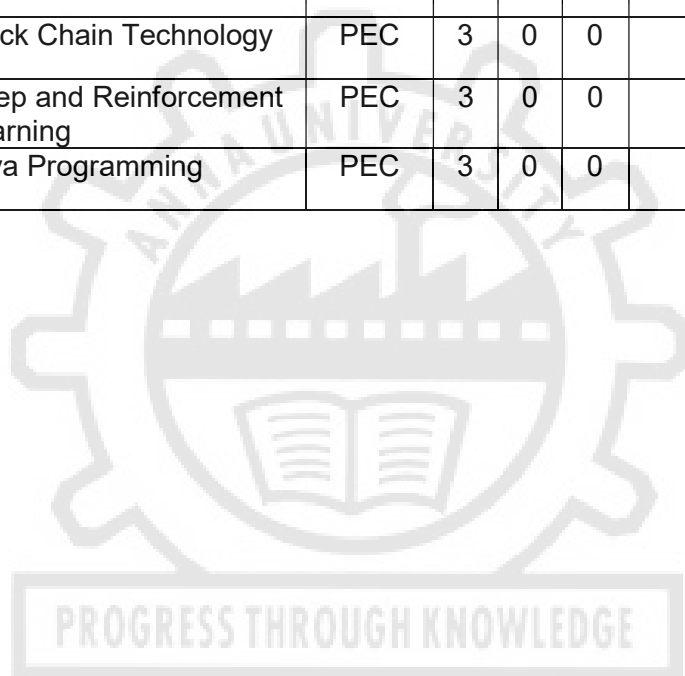
SL. NO.	COURSE CODE	COURSE TITLE	CATE GORY	PERIODS PER WEEK			TOTAL CONTACT PERIODS	CREDITS
				L	T	P		
1.	BM3491	Biomedical Instrumentation	PEC	3	0	0	3	3
2.	CBM335	Bio Signal Processing	PEC	3	0	0	3	3
3.	CEI347	Digital Image processing	PEC	3	0	0	3	3
4.	CBM355	Medical Imaging Systems	PEC	3	0	0	3	3
5.	CEI348	Medical Robotics	PEC	3	0	0	3	3
6.	CBM342	Brain Computer Interface and Applications	PEC	3	0	0	3	3
7.	BM3591	Diagnostic and Therapeutic Equipment	PEC	3	0	0	3	3
8.	CBM361	Physiological Modelling	PEC	3	0	0	3	3

VERTICAL VI: SEMI CONDUCTOR /COMMUNICATION

SL. NO.	COURSE CODE	COURSE TITLE	CATE GORY	PERIODS PER WEEK			TOTAL CONTACT PERIODS	CREDITS
				L	T	P		
1.	CEI349	Digital VLSI	PEC	3	0	0	3	3
2.	CEI350	Semiconductor Manufacturing	PEC	3	0	0	3	3
3.	CEI351	Automotive Electronics	PEC	3	0	0	3	3
4.	CEI352	Green Electronics	PEC	3	0	0	3	3
5.	CEI353	Real Time Embedded Systems	PEC	3	0	0	3	3
6.	CEI354	Solar PV Fundamental and Applications	PEC	3	0	0	3	3
7.	EC3491	Communication Systems	PEC	3	0	0	3	3
8.	CEC365	Wireless Sensor Network Design	PEC	3	0	0	3	3

VERTICAL VII :COMPUTER SCIENCE

SL. NO.	COURSE CODE	COURSE TITLE	CATE GORY	PERIODS PER WEEK			TOTAL CONTACT PERIODS	CREDITS
				L	T	P		
1.	CS3352	Foundations of Data Science	PEC	3	0	0	3	3
2.	CCS333	Augmented Reality/Virtual Reality	PEC	2	0	2	4	3
3.	CEI355	Computer Architecture	PEC	3	0	0	3	3
4.	CCS338	Computer Vision	PEC	2	0	2	4	3
5.	CCS336	Cloud Services Management	PEC	2	0	2	4	3
6.	CEI356	Block Chain Technology	PEC	3	0	0	3	3
7.	CEI357	Deep and Reinforcement Learning	PEC	3	0	0	3	3
8.	CEI358	Java Programming	PEC	3	0	0	3	3



OPEN ELECTIVES

(Students shall choose the open elective courses, such that the course contents are not similar to any other course contents/title under other course categories).

**OPEN ELECTIVE - I
(EMERGING TECHNOLOGIES)**

To be offered other than Faculty of Information and Communication Engineering

SL. NO.	COURSE CODE	COURSE TITLE	CATE GORY	PERIODS PER WEEK			TOTAL CONTACT PERIODS	CREDITS
				L	T	P		
1.	OCS351	Artificial Intelligence and Machine Learning Fundamentals	OEC	2	0	2	4	3
2.	OCS353	Data Science Fundamentals	OEC	2	0	2	4	3

OPEN ELECTIVES – II

SL. NO.	COURSE CODE	COURSE TITLE	CATE GORY	PERIODS PER WEEK			TOTAL CONTACT PERIODS	CREDITS
				L	T	P		
1.	CCS334	Big Data Analytics	OEC	2	0	2	4	3
2.	OMG351	Fintech Regulation	OEC	3	0	0	3	3
3.	CCS375	Web Technologies	OEC	2	0	2	4	3
4.	CEC331	4G/5G Communication Networks	OEC	2	0	2	4	3
5.	AS3004	Orbital Mechanics	OEC	3	0	0	3	3

OPEN ELECTIVES – III

SL. NO.	COURSE CODE	COURSE TITLE	CATE GORY	PERIODS PER WEEK			TOTAL CONTACT PERIODS	CREDITS
				L	T	P		
1.	OHS351	English for Competitive Examinations	OEC	3	0	0	3	3
2.	OMG352	NGOs and Sustainable Development	OEC	3	0	0	3	3
3.	OMG353	Democracy and Good Governance	OEC	3	0	0	3	3
4.	CME365	Renewable Energy Technologies	OEC	3	0	0	3	3
5.	OME354	Applied Design Thinking	OEC	3	0	0	3	3
6.	MF3003	Reverse Engineering	OEC	3	0	0	3	3
7.	OPR351	Sustainable Manufacturing	OEC	3	0	0	3	3
8.	AU3791	Electric and Hybrid Vehicles	OEC	3	0	0	3	3
9.	OAS352	Space Engineering	OEC	3	0	0	3	3
10.	OIM351	Industrial Management	OEC	3	0	0	3	3
11.	OIE354	Quality Engineering	OEC	3	0	0	3	3
12.	OSF351	Fire Safety Engineering	OEC	3	0	0	3	3
13.	OML351	Introduction to Non-	OEC	3	0	0	3	3

		Destructive Testing						
14.	OMR351	Mechatronics	OEC	3	0	0	3	3
15.	ORA351	Foundation of Robotics	OEC	3	0	0	3	3
16.	OAE352	Fundamentals of Aeronautical Engineering	OEC	3	0	0	3	3
17.	OGI351	Remote Sensing Concepts	OEC	3	0	0	3	3
18.	OAI351	Urban Agriculture	OEC	3	0	0	3	3
19.	OEN351	Drinking Water Supply and Treatment	OEC	3	0	0	3	3
20.	OEE352	Electric Vehicle Technology	OEC	3	0	0	3	3
21.	OCE353	Lean Concepts, Tools And Practices	OEC	3	0	0	3	3
22.	OCH351	Nano Technology	OEC	3	0	0	3	3
23.	OCH352	Functional Materials	OEC	3	0	0	3	3
24.	OFD352	Traditional Indian Foods	OEC	3	0	0	3	3
25.	OFD353	Introduction to Food Processing	OEC	3	0	0	3	3
26.	OPY352	IPR for Pharma Industry	OEC	3	0	0	3	3
27.	OTT351	Basics of Textile Finishing	OEC	3	0	0	3	3
28.	OTT352	Industrial Engineering for Garment Industry	OEC	3	0	0	3	3
29.	OTT353	Basics of Textile Manufacture	OEC	3	0	0	3	3
30.	OPE351	Introduction to Petroleum Refining and Petrochemicals	OEC	3	0	0	3	3
31.	CPE334	Energy Conservation and Management	OEC	3	0	0	3	3
32.	OPT351	Basics of Plastics Processing	OEC	3	0	0	3	3
33.	OEC351	Signals and Systems	OEC	3	0	0	3	3
34.	CBM348	Foundation Skills in Integrated Product Development	OEC	3	0	0	3	3
35.	CBM333	Assistive Technology	OEC	3	0	0	3	3
36.	OMA352	Operations Research	OEC	3	0	0	3	3
37.	OMA353	Algebra and Number Theory	OEC	3	0	0	3	3
38.	OMA354	Linear Algebra	OEC	3	0	0	3	3
39.	OBT352	Basics of Microbial Technology	OEC	3	0	0	3	3
40.	OBT353	Basics of Biomolecules	OEC	3	0	0	3	3
41.	OBT354	Fundamentals of Cell and Molecular Biology	OEC	3	0	0	3	3

OPEN ELECTIVES – IV

SL. NO.	COURSE CODE	COURSE TITLE	CATE GORY	PERIODS PER WEEK			TOTAL CONTACT PERIODS	CREDITS
				L	T	P		
1.	OHS352	Project Report Writing	OEC	3	0	0	3	3
2.	OMA355	Advanced Numerical Methods	OEC	3	0	0	3	3
3.	OMA356	Random Processes	OEC	3	0	0	3	3
4.	OMA357	Queuing and Reliability Modelling	OEC	3	0	0	3	3
5.	OMG354	Production and Operations Management for Entrepreneurs	OEC	3	0	0	3	3
6.	OMG355	Multivariate Data Analysis	OEC	3	0	0	3	3
7.	OME352	Additive Manufacturing	OEC	3	0	0	3	3
8.	CME343	New Product Development	OEC	3	0	0	3	3
9.	OME355	Industrial Design & Rapid Prototyping Techniques	OEC	3	0	0	3	3
10.	MF3010	Micro and Precision Engineering	OEC	3	0	0	3	3
11.	OMF354	Cost Management of Engineering Projects	OEC	3	0	0	3	3
12.	AU3002	Batteries and Management System	OEC	3	0	0	3	3
13.	AU3008	Sensors and Actuators	OEC	3	0	0	3	3
14.	OAS353	Space Vehicles	OEC	3	0	0	3	3
15.	OIM352	Management Science	OEC	3	0	0	3	3
16.	OIM353	Production Planning and Control	OEC	3	0	0	3	3
17.	OIE353	Operations Management	OEC	3	0	0	3	3
18.	OSF352	Industrial Hygiene	OEC	3	0	0	3	3
19.	OSF353	Chemical Process Safety	OEC	3	0	0	3	3
20.	OML352	Electrical, Electronic and Magnetic Materials	OEC	3	0	0	3	3
21.	OML353	Nanomaterials and Applications	OEC	3	0	0	3	3
22.	OMR352	Hydraulics and Pneumatics	OEC	3	0	0	3	3
23.	OMR353	Sensors	OEC	3	0	0	3	3
24.	ORA352	Concepts in Mobile Robots	OEC	3	0	0	3	3
25.	MV3501	Marine Propulsion	OEC	3	0	0	3	3
26.	OMV351	Marine Merchant Vessels	OEC	3	0	0	3	3
27.	OMV352	Elements of Marine Engineering	OEC	3	0	0	3	3
28.	CRA332	Drone Technologies	OEC	3	0	0	3	3
29.	OGI352	Geographical Information System	OEC	3	0	0	3	3

30.	OAI352	Agriculture Entrepreneurship Development	OEC	3	0	0	3	3
31.	OEN352	Biodiversity Conservation	OEC	3	0	0	3	3
32.	OCE354	Basics of Integrated Water Resources Management	OEC	3	0	0	3	3
33.	OCH353	Energy Technology	OEC	3	0	0	3	3
34.	OCH354	Surface Science	OEC	3	0	0	3	3
35.	OFD354	Fundamentals of Food Engineering	OEC	3	0	0	3	3
36.	OFD355	Food Safety and Quality Regulations	OEC	3	0	0	3	3
37.	OPY353	Nutraceuticals	OEC	3	0	0	3	3
38.	OTT354	Basics of Dyeing and Printing	OEC	3	0	0	3	3
39.	FT3201	Fibre Science	OEC	3	0	0	3	3
40.	OTT355	Garment Manufacturing Technology	OEC	3	0	0	3	3
41.	OPE353	Industrial Safety	OEC	3	0	0	3	3
42.	OPE354	Unit Operations in Petro Chemical Industries	OEC	3	0	0	3	3
43.	OPT352	Plastic Materials for Engineers	OEC	3	0	0	3	3
44.	OPT353	Properties and Testing of Plastics	OEC	3	0	0	3	3
45.	OEC353	VLSI Design	OEC	3	0	0	3	3
46.	CBM370	Wearable Devices	OEC	3	0	0	3	3
47.	CBM356	Medical Informatics	OEC	3	0	0	3	3
48.	OBT355	Biotechnology for Waste Management	OEC	3	0	0	3	3
49.	OBT356	Lifestyle Diseases	OEC	3	0	0	3	3
50.	OBT357	Biotechnology in Health Care	OEC	3	0	0	3	3

PROGRESS THROUGH KNOWLEDGE

Summary

	Subject Area	Credits per Semester								Credits Total
		I	II	III	IV	V	VI	VII/VIII	VIII/VII	
1.	HSMC	4	3					5		12
2.	BSC	12	7	4	2					25
3.	ESC	5	9							14
4.	PCC		6	18	20	8	8	6		66
5.	PEC					12	12			24
6.	OEC						3	9		12
7.	EEC	1	2	1					10	14
	TOTAL	22	27	23	22	20	23	20	10	167
8.	Mandatory Course (Non credit)					✓	✓			

Enrollment for B.E. / B. Tech. (Honours) / Minor degree (Optional)

A student can also optionally register for additional courses (18 credits) and become eligible for the award of B.E./B.Tech. (Honours) Minor degree.

For B.E. / B. Tech. (Honours), a student shall register for the additional courses (18 credits) from semester V onwards. These courses shall be from the same vertical or a combination of different verticals of the same programme of study only.

For minor degree, a student shall register for the additional courses (18 credits) from semester V onwards. All these courses have to be in a particular vertical from any one of the other programmes, Moreover, for minor degree the student can register for courses from any one of the following verticals also.

Complete details are available in clause 4.10 (Amendments) of Regulations 2021.

VERTICALS FOR MINOR DEGREE (In addition to all the verticals of other degree programmes)

Vertical I	Vertical II	Vertical III	Vertical IV	Vertical V
Fintech and Block Chain	Entrepreneurship	Public Administration	Business Data Analytics	Environment and Sustainability
Financial Management	Foundations of Entrepreneurship	Principles of Public Administration	Statistics for Management	Sustainable infrastructure Development
Fundamentals of Investment	Team Building and Leadership Management for Business	Constitution of India	Datamining for Business Intelligence	Sustainable Agriculture and Environmental Management
Banking, Financial Services and Insurance	Creativity and Innovation in Entrepreneurship	Public Personnel Administration	Human Resource Analytics	Sustainable Bio Materials
Introduction to Blockchain and its Applications	Principles of Marketing Management for Business	Administrative Theories	Marketing and Social Media Web Analytics	Materials for Energy Sustainability
Fintech Personal Finance and Payments	Human Resource Management for Entrepreneurs	Indian Administrative System	Operation and Supply Chain Analytics	Green Technology
Introduction to Fintech	Financing New Business Ventures	Public Policy Administration	Financial Analytics	Environmental Quality Monitoring and Analysis
-	-	-	-	Integrated Energy Planning for Sustainable Development
-	-	-	-	Energy Efficiency for Sustainable Development

VERTICALS FOR MINOR DEGREE

(Choice of courses for Minor degree is to be made from any one vertical of other programmes or from anyone of the following verticals)

VERTICAL I : FINTECH AND BLOCK CHAIN

SL. NO.	COURSE CODE	COURSE TITLE	CATEGORY	PERIODS PER WEEK			TOTAL CONTACT PERIODS	CREDITS
				L	T	P		
1.	CMG331	Financial Management	PEC	3	0	0	3	3
2.	CMG332	Fundamentals of Investment	PEC	3	0	0	3	3
3.	CMG333	Banking, Financial Services and Insurance	PEC	3	0	0	3	3
4.	CMG334	Introduction to Blockchain and its Applications	PEC	3	0	0	3	3
5.	CMG335	Fintech Personal Finance and Payments	PEC	3	0	0	3	3
6.	CMG336	Introduction to Fintech	PEC	3	0	0	3	3

VERTICAL II : ENTREPRENEURSHIP

SL. NO.	COURSE CODE	COURSE TITLE	CATEGORY	PERIODS PER WEEK			TOTAL CONTACT PERIODS	CREDITS
				L	T	P		
1.	CMG337	Foundations of Entrepreneurship	PEC	3	0	0	3	3
2.	CMG338	Team Building & Leadership Management for Business	PEC	3	0	0	3	3
3.	CMG339	Creativity & Innovation in Entrepreneurship	PEC	3	0	0	3	3
4.	CMG340	Principles of Marketing Management For Business	PEC	3	0	0	3	3
5.	CMG341	Human Resource Management for Entrepreneurs	PEC	3	0	0	3	3
6.	CMG342	Financing New Business Ventures	PEC	3	0	0	3	3

VERTICAL III: PUBLIC ADMINISTRATION

SL. NO.	COURSE CODE	COURSE TITLE	CATE GORY	PERIODS PER WEEK			TOTAL CONTACT PERIODS	CREDITS
				L	T	P		
1.	CMG343	Principles of Public Administration	PEC	3	0	0	3	3
2.	CMG344	Constitution of India	PEC	3	0	0	3	3
3.	CMG345	Public Personnel Administration	PEC	3	0	0	3	3
4.	CMG346	Administrative Theories	PEC	3	0	0	3	3
5.	CMG347	Indian Administrative System	PEC	3	0	0	3	3
6.	CMG348	Public Policy Administration	PEC	3	0	0	3	3

VERTICALIV :BUSINESS DATA ANALYTICS

SL. NO.	COURSE CODE	COURSE TITLE	CATE GORY	PERIODS PER WEEK			TOTAL CONTACT PERIODS	CREDITS
				L	T	P		
1.	CMG349	Statistics For Management	PEC	3	0	0	3	3
2.	CMG350	Datamining For Business Intelligence	PEC	3	0	0	3	3
3.	CMG351	Human Resource Analytics	PEC	3	0	0	3	3
4.	CMG352	Marketing And Social Media Web Analytics	PEC	3	0	0	3	3
5.	CMG353	Operation And Supply Chain Analytics	PEC	3	0	0	3	3
6.	CMG354	Financial Analytics	PEC	3	0	0	3	3

VERTICALV :ENVIRONMENT AND SUSTAINABILITY

SL. NO.	COURSE CODE	COURSE TITLE	CATE GORY	PERIODS PER WEEK			TOTAL CONTACT PERIODS	CREDITS
				L	T	P		
1.	CES331	Sustainable infrastructure Development	PEC	3	0	0	3	3
2.	CES332	Sustainable Agriculture and Environmental Management	PEC	3	0	0	3	3
3.	CES333	Sustainable Bio Materials	PEC	3	0	0	3	3
4.	CES334	Materials for Energy Sustainability	PEC	3	0	0	3	3
5.	CES335	Green Technology	PEC	3	0	0	3	3

6.	CES336	Environmental Quality Monitoring and Analysis	PEC	3	0	0	3	3
7.	CES337	Integrated Energy Planning for Sustainable Development	PEC	3	0	0	3	3
8.	CES338	Energy Efficiency for Sustainable Development	PEC	3	0	0	3	3



IP3151**INDUCTION PROGRAMME**

This is a mandatory 2 week programme to be conducted as soon as the students enter the institution. Normal classes start only after the induction program is over.

The induction programme has been introduced by AICTE with the following objective:

“Engineering colleges were established to train graduates well in the branch/department of admission, have a holistic outlook, and have a desire to work for national needs and beyond. The graduating student must have knowledge and skills in the area of his/her study. However, he/she must also have broad understanding of society and relationships. Character needs to be nurtured as an essential quality by which he/she would understand and fulfill his/her responsibility as an engineer, a citizen and a human being. Besides the above, several meta-skills and underlying values are needed.”

“One will have to work closely with the newly joined students in making them feel comfortable, allow them to explore their academic interests and activities, reduce competition and make them work for excellence, promote bonding within them, build relations between teachers and students, give a broader view of life, and build character. “

Hence, the purpose of this programme is to make the students feel comfortable in their new environment, open them up, set a healthy daily routine, create bonding in the batch as well as between faculty and students, develop awareness, sensitivity and understanding of the self, people around them, society at large, and nature.

The following are the activities under the induction program in which the student would be fully engaged throughout the day for the entire duration of the program.

(i) Physical Activity

This would involve a daily routine of physical activity with games and sports, yoga, gardening, etc.

(ii) Creative Arts

Every student would choose one skill related to the arts whether visual arts or performing arts. Examples are painting, sculpture, pottery, music, dance etc. The student would pursue it everyday for the duration of the program. These would allow for creative expression. It would develop a sense of aesthetics and also enhance creativity which would, hopefully, grow into engineering design later.

(iii) Universal Human Values

This is the anchoring activity of the Induction Programme. It gets the student to explore oneself and allows one to experience the joy of learning, stand up to peer pressure, take decisions with courage, be aware of relationships with colleagues and supporting stay in the hostel and department, be sensitive to others, etc. A module in Universal Human Values provides the base. Methodology of teaching this content is extremely important. It must not be through do's and don't's, but get students to explore and think by engaging them in a dialogue. It is best taught through group discussions and real life activities rather than lecturing.

Discussions would be conducted in small groups of about 20 students with a faculty mentor each. It would be effective that the faculty mentor assigned is also the faculty advisor for the student for the full duration of the UG programme.

(iv) Literary Activity

Literary activity would encompass reading, writing and possibly, debating, enacting a play etc.

(v) Proficiency Modules

This would address some lacunas that students might have, for example, English, computer familiarity etc.

(vi) Lectures by Eminent People

Motivational lectures by eminent people from all walks of life should be arranged to give the students exposure to people who are socially active or in public life.

(vii) Visits to Local Area

A couple of visits to the landmarks of the city, or a hospital or orphanage could be organized. This would familiarize them with the area as well as expose them to the under privileged.

(viii) Familiarization to Dept./Branch & Innovations

They should be told about what getting into a branch or department means what role it plays in society, through its technology. They should also be shown the laboratories, workshops & other facilities.

(ix) Department Specific Activities

About a week can be spent in introducing activities (games, quizzes, social interactions, small experiments, design thinking etc.) that are relevant to the particular branch of Engineering/Technology/Architecture that can serve as a motivation and kindle interest in building things (become a maker) in that particular field. This can be conducted in the form of a workshop. For example, CSE and IT students may be introduced to activities that kindle computational thinking, and get them to build simple games. ECE students may be introduced to building simple circuits as an extension of their knowledge in Science, and so on. Students may be asked to build stuff using their knowledge of science.

Induction Programme is totally an activity based programme and therefore there shall be no tests / assessments during this programme.

References:

Guide to Induction program from AICTE

COURSE OBJECTIVES :

- To improve the communicative competence of learners
- To learn to use basic grammatic structures in suitable contexts
- To acquire lexical competence and use them appropriately in a sentence and understand their meaning in a text
- To help learners use language effectively in professional contexts
- To develop learners' ability to read and write complex texts, summaries, articles, blogs, definitions, essays and user manuals.

UNIT I INTRODUCTION TO EFFECTIVE COMMUNICATION 1

What is effective communication? (Explain using activities) Why is communication critical for excellence during study, research and work? What are the seven C's of effective communication? What are key language skills? What is effective listening? What does it involve? What is effective speaking? What does it mean to be an excellent reader? What should you be able to do? What is effective writing? How does one develop language and communication skills? What does the course focus on? How are communication and language skills going to be enhanced during this course? What do you as a learner need to do to enhance your English language and communication skills to get the best out of this course?

INTRODUCTION TO FUNDAMENTALS OF COMMUNICATION 8

Reading - Reading brochures (technical context), telephone messages / social media messages relevant to technical contexts and emails. Writing - Writing emails / letters introducing oneself. Grammar - Present Tense (simple and progressive); Question types: Wh/ Yes or No/ and Tags. Vocabulary - Synonyms; One word substitution; Abbreviations & Acronyms (as used in technical contexts).

UNIT II NARRATION AND SUMMATION 9

Reading - Reading biographies, travelogues, newspaper reports, Excerpts from literature, and travel & technical blogs. Writing - Guided writing-- Paragraph writing Short Report on an event (field trip etc.) Grammar –Past tense (simple); Subject-Verb Agreement; and Prepositions. Vocabulary - Word forms (prefixes& suffixes); Synonyms and Antonyms. Phrasal verbs.

UNIT III DESCRIPTION OF A PROCESS / PRODUCT 9

Reading – Reading advertisements, gadget reviews; user manuals. Writing - Writing definitions; instructions; and Product /Process description. Grammar - Imperatives; Adjectives; Degrees of comparison; Present & Past Perfect Tenses. Vocabulary - Compound Nouns, Homonyms; and Homophones, discourse markers (connectives & sequence words).

UNIT IV CLASSIFICATION AND RECOMMENDATIONS 9

Reading – Newspaper articles; Journal reports –and Non Verbal Communication (tables, pie charts etc,.). Writing – Note-making / Note-taking (*Study skills to be taught, not tested); Writing recommendations; Transferring information from non verbal (chart , graph etc, to verbal mode) Grammar – Articles; Pronouns - Possessive & Relative pronouns. Vocabulary - Collocations; Fixed / Semi fixed expressions.

UNIT V EXPRESSION 9

Reading – Reading editorials; and Opinion Blogs; Writing – Essay Writing (Descriptive or narrative). Grammar – Future Tenses, Punctuation; Negation (Statements & Questions); and Simple, Compound & Complex Sentences. Vocabulary - Cause & Effect Expressions – Content vs Function words.

TOTAL : 45 PERIODS

LEARNING OUTCOMES :

At the end of the course, learners will be able

CO1:To use appropriate words in a professional context

CO2:To gain understanding of basic grammatic structures and use them in right context.

CO3:To read and infer the denotative and connotative meanings of technical texts

CO4:To write definitions, descriptions, narrations and essays on various topics

TEXT BOOKS :

1. English for Engineers & Technologists Orient Blackswan Private Ltd. Department of English, Anna University, (2020 edition)
2. English for Science & Technology Cambridge University Press, 2021.
Authored by Dr. Veena Selvam, Dr. Sujatha Priyadarshini, Dr. Deepa Mary Francis, Dr. KN. Shoba, and Dr. Lourdes Joevani, Department of English, Anna University.

REFERENCE BOOKS:

1. Technical Communication – Principles And Practices By Meenakshi Raman & Sangeeta Sharma, Oxford Univ. Press, 2016, New Delhi.
2. A Course Book On Technical English By Lakshminarayanan, Scitech Publications (India) Pvt. Ltd.
3. English For Technical Communication (With CD) By Aysha Viswamohan, Mcgraw Hill Education, ISBN : 0070264244.
4. Effective Communication Skill, Kulbhusan Kumar, RS Salaria, Khanna Publishing House.
5. Learning to Communicate – Dr. V. Chellammal, Allied Publishing House, New Delhi,2003.

ASSESSMENT PATTERN

Two internal assessments and an end semester examination to test students' reading and writing skills along with their grammatical and lexical competence.

MAPPING OF COs WITH POs AND PSOs

COs	POs												PSOs		
	PO01	PO02	PO03	PO04	PO05	PO06	PO07	PO08	PO09	PO10	PO11	PO12	PSO1	PSO2	PSO3
1	1	1	1	1	1	3	3	3	1	3	-	3	-	-	-
2	1	1	1	1	1	3	3	3	1	3	-	3	-	-	-
3	2	3	2	3	2	3	3	3	2	3	3	3	-	-	-
4	2	3	2	3	2	3	3	3	2	3	3	3	-	-	-
5	2	3	3	3	-	3	3	3	2	3	-	3	-	-	-
Avg.	1.6	2.2	1.8	2.2	1.5	3	3	3	1.6	3	3	3	-	-	-

COURSE OBJECTIVES :

- To develop the use of matrix algebra techniques that is needed by engineers for practical applications.
- To familiarize the students with differential calculus.
- To familiarize the student with functions of several variables. This is needed in many branches of engineering.
- To make the students understand various techniques of integration.
- To acquaint the student with mathematical tools needed in evaluating multiple integrals and their applications.

UNIT I MATRICES**9 + 3**

Eigenvalues and Eigenvectors of a real matrix – Characteristic equation – Properties of Eigenvalues and Eigenvectors – Cayley - Hamilton theorem – Diagonalization of matrices by orthogonal transformation – Reduction of a quadratic form to canonical form by orthogonal transformation – Nature of quadratic forms – Applications : Stretching of an elastic membrane.

UNIT II DIFFERENTIAL CALCULUS**9 + 3**

Representation of functions - Limit of a function - Continuity - Derivatives - Differentiation rules (sum, product, quotient, chain rules) - Implicit differentiation - Logarithmic differentiation - Applications : Maxima and Minima of functions of one variable.

UNIT III FUNCTIONS OF SEVERAL VARIABLES**9 + 3**

Partial differentiation – Homogeneous functions and Euler’s theorem – Total derivative – Change of variables – Jacobians – Partial differentiation of implicit functions – Taylor’s series for functions of two variables – Applications : Maxima and minima of functions of two variables and Lagrange’s method of undetermined multipliers.

UNIT IV INTEGRAL CALCULUS**9 + 3**

Definite and Indefinite integrals - Substitution rule - Techniques of Integration : Integration by parts, Trigonometric integrals, Trigonometric substitutions, Integration of rational functions by partial fraction, Integration of irrational functions - Improper integrals - Applications : Hydrostatic force and pressure, moments and centres of mass.

UNIT V MULTIPLE INTEGRALS**9 + 3**

Double integrals – Change of order of integration – Double integrals in polar coordinates – Area enclosed by plane curves – Triple integrals – Volume of solids – Change of variables in double and triple integrals – Applications : Moments and centres of mass, moment of inertia.

TOTAL : 60 PERIODS**COURSE OUTCOMES:**

At the end of the course the students will be able to

CO1:Use the matrix algebra methods for solving practical problems.

CO2:Apply differential calculus tools in solving various application problems.

CO3:Able to use differential calculus ideas on several variable functions.

CO4:Apply different methods of integration in solving practical problems.

CO5:Apply multiple integral ideas in solving areas, volumes and other practical problems.

TEXT BOOKS :

1. Kreyszig.E, "Advanced Engineering Mathematics", John Wiley and Sons, 10th Edition, New Delhi, 2016.
2. Grewal.B.S., "Higher Engineering Mathematics", Khanna Publishers, New Delhi, 44th Edition, 2018.
3. James Stewart, " Calculus : Early Transcendentals ", Cengage Learning, 8th Edition, New Delhi, 2015. [For Units II & IV - Sections 1.1, 2.2, 2.3, 2.5, 2.7 (Tangents problems only), 2.8, 3.1 to 3.6, 3.11, 4.1, 4.3, 5.1 (Area problems only), 5.2, 5.3, 5.4 (excluding net change theorem), 5.5, 7.1 - 7.4 and 7.8].

REFERENCES :

1. Anton. H, Bivens. I and Davis. S, " Calculus ", Wiley, 10th Edition, 2016
2. Bali. N., Goyal. M. and Watkins. C., " Advanced Engineering Mathematics ", Firewall Media (An imprint of Lakshmi Publications Pvt., Ltd.), New Delhi, 7th Edition, 2009.
3. Jain . R.K. and Iyengar. S.R.K., " Advanced Engineering Mathematics ", Narosa Publications, New Delhi, 5th Edition, 2016.
4. Narayanan. S. and Manicavachagom Pillai. T. K., " Calculus " Volume I and II, S. Viswanathan Publishers Pvt. Ltd., Chennai, 2009.
5. Ramana. B.V., " Higher Engineering Mathematics ", McGraw Hill Education Pvt. Ltd, New Delhi, 2016.
6. Srimantha Pal and Bhunia. S.C, " Engineering Mathematics " Oxford University Press, 2015.
7. Thomas. G. B., Hass. J, and Weir. M.D, " Thomas Calculus ", 14th Edition, Pearson India, 2018.

MAPPING OF COs WITH POs AND PSOs

COs	POs												PSOs		
	PO01	PO02	PO03	PO04	PO05	PO06	PO07	PO08	PO09	PO10	PO11	PO12	PSO1	PSO2	PSO3
CO1	3	3	1	1	0	0	0	0	2	0	2	3	-	-	-
CO2	3	3	1	1	0	0	0	0	2	0	2	3	-	-	-
CO3	3	3	1	1	0	0	0	0	2	0	2	3	-	-	-
CO4	3	3	1	1	0	0	0	0	2	0	2	3	-	-	-
CO5	3	3	1	1	0	0	0	0	2	0	2	3	-	-	-
Avg.	3	3	1	1	0	0	0	0	2	0	2	3	-	-	-

PH3151**ENGINEERING PHYSICS****L T P C
3 0 0 3****COURSE OBJECTIVES:**

- To make the students effectively to achieve an understanding of mechanics.
- To enable the students to gain knowledge of electromagnetic waves and its applications.
- To introduce the basics of oscillations, optics and lasers.
- Equipping the students to be successfully understand the importance of quantum physics.
- To motivate the students towards the applications of quantum mechanics.

- UNIT I MECHANICS 9**
 Multiparticle dynamics: Center of mass (CM) – CM of continuous bodies – motion of the CM – kinetic energy of system of particles. Rotation of rigid bodies: Rotational kinematics – rotational kinetic energy and moment of inertia - theorems of M.I –moment of inertia of continuous bodies – M.I of a diatomic molecule - torque – rotational dynamics of rigid bodies – conservation of angular momentum – rotational energy state of a rigid diatomic molecule - gyroscope - torsional pendulum – double pendulum –Introduction to nonlinear oscillations.
- UNIT II ELECTROMAGNETIC WAVES 9**
 The Maxwell's equations - wave equation; Plane electromagnetic waves in vacuum, Conditions on the wave field - properties of electromagnetic waves: speed, amplitude, phase, orientation and waves in matter - polarization - Producing electromagnetic waves - Energy and momentum in EM waves: Intensity, waves from localized sources, momentum and radiation pressure - Cell-phone reception. Reflection and transmission of electromagnetic waves from a non-conducting medium-vacuum interface for normal incidence.
- UNIT III OSCILLATIONS, OPTICS AND LASERS 9**
 Simple harmonic motion - resonance –analogy between electrical and mechanical oscillating systems - waves on a string - standing waves - traveling waves - Energy transfer of a wave - sound waves - Doppler effect. Reflection and refraction of light waves - total internal reflection - interference –Michelson interferometer –Theory of air wedge and experiment. Theory of laser - characteristics - Spontaneous and stimulated emission - Einstein's coefficients - population inversion - Nd-YAG laser, CO₂ laser, semiconductor laser –Basic applications of lasers in industry.
- UNIT IV BASIC QUANTUM MECHANICS 9**
 Photons and light waves - Electrons and matter waves –Compton effect - The Schrodinger equation (Time dependent and time independent forms) - meaning of wave function - Normalization –Free particle - particle in a infinite potential well: 1D,2D and 3D Boxes- Normalization, probabilities and the correspondence principle.
- UNIT V APPLIED QUANTUM MECHANICS 9**
 The harmonic oscillator(qualitative)- Barrier penetration and quantum tunneling(qualitative)- Tunneling microscope - Resonant diode - Finite potential wells (qualitative)- Bloch's theorem for particles in a periodic potential –Basics of Kronig-Penney model and origin of energy bands.

TOTAL : 45 PERIODS

COURSE OUTCOMES:

After completion of this course, the students should be able to

- CO1:**Understand the importance of mechanics.
CO2:Express their knowledge in electromagnetic waves.
CO3:Demonstrate a strong foundational knowledge in oscillations, optics and lasers.
CO4:Understand the importance of quantum physics.
CO5:Comprehend and apply quantum mechanical principles towards the formation of energy bands.

TEXT BOOKS:

1. D.Kleppner and R.Kolenkow. An Introduction to Mechanics. McGraw Hill Education (Indian Edition), 2017.
2. E.M.Purcell and D.J.Morin, Electricity and Magnetism, Cambridge Univ.Press, 2013.
3. Arthur Beiser, Shobhit Mahajan, S. Rai Choudhury, Concepts of Modern Physics, McGraw-Hill (Indian Edition), 2017.

REFERENCES:

1. R.Wolfson. Essential University Physics. Volume 1 & 2. Pearson Education (Indian Edition), 2009.
2. Paul A. Tipler, Physic – Volume 1 & 2, CBS, (Indian Edition), 2004.

3. K.Thyagarajan and A.Ghatak. Lasers: Fundamentals and Applications, Laxmi Publications, (Indian Edition), 2019.
4. D.Halliday, R.Resnick and J.Walker. Principles of Physics, Wiley (Indian Edition), 2015.
5. N.Garcia, A.Damask and S.Schwarz. Physics for Computer Science Students. Springer-Verlag, 2012.

MAPPING OF COs WITH POs AND PSO's

CO's	PO's												PSO's		
	PO01	PO02	PO03	PO04	PO05	PO06	PO07	PO08	PO09	PO10	PO11	PO12	PSO1	PSO2	PSO3
1	3	3	2	1	1	1	-	-	-	-	-	-	-	-	-
2	3	3	2	1	2	1	-	-	-	-	-	-	-	-	-
3	3	3	2	2	2	1	-	-	-	-	-	1	-	-	-
4	3	3	1	1	2	1	-	-	-	-	-	-	-	-	-
5	3	3	1	1	2	1	-	-	-	-	-	-	-	-	-
Avg	3	3	1.6	1.2	1.8	1	-	-	-	-	-	1	-	-	-

CY3151

ENGINEERING CHEMISTRY

L T P C
3 0 0 3

COURSE OBJECTIVES:

- To inculcate sound understanding of water quality parameters and water treatment techniques.
- To impart knowledge on the basic principles and preparatory methods of nanomaterials.
- To introduce the basic concepts and applications of phase rule and composites.
- To facilitate the understanding of different types of fuels, their preparation, properties and combustion characteristics.
- To familiarize the students with the operating principles, working processes and applications of energy conversion and storage devices.

UNIT I WATER AND ITS TREATMENT

9

Water: Sources and impurities, **Water quality parameters:** Definition and significance of-colour, odour, turbidity, pH, hardness, alkalinity, TDS, COD and BOD, flouride and arsenic. **Municipal water treatment:** primary treatment and disinfection (UV, Ozonation, break-point chlorination). **Desalination of brackish water:** Reverse Osmosis. **Boiler troubles:** Scale and sludge, Boiler corrosion, Caustic embrittlement, Priming & foaming. **Treatment of boiler feed water:** Internal treatment (phosphate, colloidal, sodium aluminate and calgon conditioning) and External treatment – Ion exchange demineralisation and zeolite process.

UNIT II NANO CHEMISTRY

9

Basics: Distinction between molecules, nanomaterials and bulk materials; **Size-dependent properties** (optical, electrical, mechanical and magnetic); **Types of nanomaterials:** Definition, properties and uses of – nanoparticle, nanocluster, nanorod, nanowire and nanotube. **Preparation of nanomaterials:** sol-gel, solvothermal, laser ablation, chemical vapour deposition, electrochemical deposition and electro spinning. **Applications** of nanomaterials in medicine, agriculture, energy, electronics and catalysis.

UNIT III PHASE RULE AND COMPOSITES 9

Phase rule: Introduction, definition of terms with examples. One component system - water system; Reduced phase rule; Construction of a simple eutectic phase diagram - Thermal analysis; Two component system: lead-silver system - Pattinson process.

Composites: Introduction: Definition & Need for composites; **Constitution:** Matrix materials (Polymer matrix, metal matrix and ceramic matrix) and Reinforcement (fiber, particulates, flakes and whiskers). **Properties and applications of:** Metal matrix composites (MMC), Ceramic matrix composites and Polymer matrix composites. **Hybrid composites** - definition and examples.

UNIT IV FUELS AND COMBUSTION 9

Fuels: Introduction: Classification of fuels; **Coal and coke:** Analysis of coal (proximate and ultimate), Carbonization, Manufacture of metallurgical coke (Otto Hoffmann method). **Petroleum and Diesel:** Manufacture of synthetic petrol (Bergius process), Knocking - octane number, diesel oil - cetane number; **Power alcohol and biodiesel.**

Combustion of fuels: Introduction: Calorific value - higher and lower calorific values, Theoretical calculation of calorific value; **Ignition temperature:** spontaneous ignition temperature, Explosive range; **Flue gas analysis** - ORSAT Method. **CO₂ emission and carbon foot print.**

UNIT V ENERGY SOURCES AND STORAGE DEVICES 9

Stability of nucleus: mass defect (problems), binding energy; Nuclear energy: light water nuclear power plant, breeder reactor. **Solar energy conversion:** Principle, working and applications of solar cells; **Recent developments in solar cell materials. Wind energy; Geothermal energy; Batteries:** Types of batteries, Primary battery - dry cell, Secondary battery - lead acid battery and lithium-ion-battery; **Electric vehicles-working principles; Fuel cells:** H₂-O₂ fuel cell, microbial fuel cell; **Supercapacitors:** Storage principle, types and examples.

TOTAL: 45 PERIODS

COURSE OUTCOMES:

At the end of the course, the students will be able:

- CO1:** To infer the quality of water from quality parameter data and propose suitable treatment methodologies to treat water.
- CO2:** To identify and apply basic concepts of nanoscience and nanotechnology in designing the synthesis of nanomaterials for engineering and technology applications.
- CO3:** To apply the knowledge of phase rule and composites for material selection requirements.
- CO4:** To recommend suitable fuels for engineering processes and applications.
- CO5:** To recognize different forms of energy resources and apply them for suitable applications in energy sectors.

TEXT BOOKS:

1. P. C. Jain and Monica Jain, "Engineering Chemistry", 17th Edition, DhanpatRai Publishing Company (P) Ltd, New Delhi, 2018.
2. Sivasankar B., "Engineering Chemistry", Tata McGraw-Hill Publishing Company Ltd, New Delhi, 2008.
3. S.S. Dara, "A text book of Engineering Chemistry", S. Chand Publishing, 12th Edition, 2018.

REFERENCES:

1. B. S. Murty, P. Shankar, Baldev Raj, B. B. Rath and James Murday, "Text book of nanoscience and nanotechnology", Universities Press-IIM Series in Metallurgy and Materials Science, 2018.
2. O.G. Palanna, "Engineering Chemistry" McGraw Hill Education (India) Private Limited, 2nd Edition, 2017.
3. Friedrich Emich, "Engineering Chemistry", Scientific International PVT, LTD, New Delhi, 2014.
4. Shikha Agarwal, "Engineering Chemistry-Fundamentals and Applications", Cambridge University Press, Delhi, Second Edition, 2019.
5. O.V. Roussak and H.D. Gesser, Applied Chemistry-A Text Book for Engineers and Technologists, Springer Science Business Media, New York, 2nd Edition, 2013.

MAPPING OF COs WITH POs AND PSOs

COs	POs												PSOs		
	PO01	PO02	PO03	PO04	PO05	PO06	PO07	PO08	PO09	PO10	PO11	PO12	PSO1	PSO2	PSO3
1	3	2	2	1	-	1	1	-	-	-	-	1	-	-	-
2	2	-	-	1	-	2	2	-	-	-	-	-	-	-	-
3	3	1	-	-	-	-	-	-	-	-	-	-	-	-	-
4	3	1	1	-	-	1	2	-	-	-	-	-	-	-	-
5	3	1	2	1	-	2	2	-	-	-	-	2	-	-	-
Avg.	2.8	1.3	1.6	1	-	1.5	1.8	-	-	-	-	1.5	-	-	-

GE3151

PROBLEM SOLVING AND PYTHON PROGRAMMING

L T P C
3 0 0 3

COURSE OBJECTIVES:

- To understand the basics of algorithmic problem solving.
- To learn to solve problems using Python conditionals and loops.
- To define Python functions and use function calls to solve problems.
- To use Python data structures - lists, tuples, dictionaries to represent complex data.
- To do input/output with files in Python.

UNIT I COMPUTATIONAL THINKING AND PROBLEM SOLVING 9

Fundamentals of Computing – Identification of Computational Problems -Algorithms, building blocks of algorithms (statements, state, control flow, functions), notation (pseudo code, flow chart, programming language), algorithmic problem solving, simple strategies for developing algorithms (iteration, recursion). Illustrative problems: find minimum in a list, insert a card in a list of sorted cards, guess an integer number in a range, Towers of Hanoi.

UNIT II DATA TYPES, EXPRESSIONS, STATEMENTS 9

Python interpreter and interactive mode,debugging; values and types: int, float, boolean, string, and list; variables, expressions, statements, tuple assignment, precedence of operators, comments; Illustrative programs: exchange the values of two variables, circulate the values of n variables, distance between two points.

UNIT III CONTROL FLOW, FUNCTIONS, STRINGS 9

Conditionals:Boolean values and operators, conditional (if), alternative (if-else),chained conditional (if-elif-else);Iteration: state, while, for, break, continue, pass; Fruitful functions: return values,parameters, local and global scope, function composition, recursion; Strings: string slices,immutability, string functions and methods, string module; Lists as arrays. Illustrative programs: square root, gcd, exponentiation, sum an array of numbers, linear search, binary search.

UNIT IV LISTS, TUPLES, DICTIONARIES 9

Lists: list operations, list slices, list methods, list loop, mutability, aliasing, cloning lists, list parameters; Tuples: tuple assignment, tuple as return value; Dictionaries: operations and methods; advanced list processing - list comprehension; Illustrative programs: simple sorting, histogram, Students marks statement, Retail bill preparation.

UNIT V FILES, MODULES, PACKAGES**9**

Files and exceptions: text files, reading and writing files, format operator; command line arguments, errors and exceptions, handling exceptions, modules, packages; Illustrative programs: word count, copy file, Voter's age validation, Marks range validation (0-100).

TOTAL : 45 PERIODS**COURSE OUTCOMES:**

Upon completion of the course, students will be able to

- CO1:** Develop algorithmic solutions to simple computational problems.
- CO2:** Develop and execute simple Python programs.
- CO3:** Write simple Python programs using conditionals and loops for solving problems.
- CO4:** Decompose a Python program into functions.
- CO5:** Represent compound data using Python lists, tuples, dictionaries etc.
- CO6:** Read and write data from/to files in Python programs.

TEXT BOOKS:

1. Allen B. Downey, "Think Python: How to Think like a Computer Scientist", 2nd Edition, O'Reilly Publishers, 2016.
2. Karl Beecher, "Computational Thinking: A Beginner's Guide to Problem Solving and Programming", 1st Edition, BCS Learning & Development Limited, 2017.

REFERENCES:

1. Paul Deitel and Harvey Deitel, "Python for Programmers", Pearson Education, 1st Edition, 2021.
2. G Venkatesh and Madhavan Mukund, "Computational Thinking: A Primer for Programmers and Data Scientists", 1st Edition, Notion Press, 2021.
3. John V Guttag, "Introduction to Computation and Programming Using Python: With Applications to Computational Modeling and Understanding Data", Third Edition, MIT Press, 2021
4. Eric Matthes, "Python Crash Course, A Hands - on Project Based Introduction to Programming", 2nd Edition, No Starch Press, 2019.
5. <https://www.python.org/>
6. Martin C. Brown, "Python: The Complete Reference", 4th Edition, Mc-Graw Hill, 2018.

PROGRESS THROUGH KNOWLEDGE

MAPPING OF COs WITH POs AND PSOs

CO's	PO's												PSO's		
	PO01	PO02	PO03	PO04	PO05	PO06	PO07	PO08	PO09	PO10	PO11	PO12	PSO1	PSO2	PSO3
1	3	3	3	3	2	-	-	-	-	-	2	2	3	3	-
2	3	3	3	3	2	-	-	-	-	-	2	2	3	-	-
3	3	3	3	3	2	-	-	-	-	-	2	-	3	-	-
4	2	2	-	2	2	-	-	-	-	-	1	-	3	-	-
5	1	2	-	-	1	-	-	-	-	-	1	-	2	-	-
6	2	2	-	-	2	-	-	-	-	-	1	-	2	-	-
Avg.	2	3	3	3	2	-	-	-	-	-	2	2	3	3	-

- UNIT I LANGUAGE AND LITERATURE 3**
Language Families in India - Dravidian Languages – Tamil as a Classical Language - Classical Literature in Tamil – Secular Nature of Sangam Literature – Distributive Justice in Sangam Literature - Management Principles in Thirukural - Tamil Epics and Impact of Buddhism & Jainism in Tamil Land - Bakthi Literature Azhwars and Nayanmars - Forms of minor Poetry - Development of Modern literature in Tamil - Contribution of Bharathiyar and Bharathidhasan.
- UNIT II HERITAGE - ROCK ART PAINTINGS TO MODERN ART – SCULPTURE 3**
Hero stone to modern sculpture - Bronze icons - Tribes and their handicrafts - Art of temple car making - - Massive Terracotta sculptures, Village deities, Thiruvalluvar Statue at Kanyakumari, Making of musical instruments - Mridhangam, Parai, Veenai, Yazh and Nadhaswaram - Role of Temples in Social and Economic Life of Tamils.
- UNIT III FOLK AND MARTIAL ARTS 3**
Therukoothu, Karagattam, Villu Pattu, Kaniyan Koothu, Oyillattam, Leatherpuppetry, Silambattam, Valari, Tiger dance - Sports and Games of Tamils.
- UNIT IV THINAI CONCEPT OF TAMILS 3**
Flora and Fauna of Tamils & Aham and Puram Concept from Tholkappiyam and Sangam Literature - Aram Concept of Tamils - Education and Literacy during Sangam Age - Ancient Cities and Ports of Sangam Age - Export and Import during Sangam Age - Overseas Conquest of Cholas.
- UNIT V CONTRIBUTION OF TAMILS TO INDIAN NATIONAL MOVEMENT AND INDIAN CULTURE 3**
Contribution of Tamils to Indian Freedom Struggle - The Cultural Influence of Tamils over the other parts of India – Self-Respect Movement - Role of Siddha Medicine in Indigenous Systems of Medicine – Inscriptions & Manuscripts – Print History of Tamil Books.

TOTAL : 15 PERIODS**TEXT-CUM-REFERENCE BOOKS**

1. தமிழக வரலாறு – மக்களும் பண்பாடும் – கே.கே. பிள்ளை (வெளியீடு: தமிழ்நாடு பாடநூல் மற்றும் கல்வியியல் பணிகள் கழகம்).
2. கணினித் தமிழ் – முனைவர் இல. சுந்தரம். (விகடன் பிரசுரம்).
3. கீழடி – வைகை நதிக்கரையில் சங்ககால நகர நாகரிகம் (தொல்லியல் துறை வெளியீடு)
4. பொருநை – ஆற்றங்கரை நாகரிகம். (தொல்லியல் துறை வெளியீடு)
5. Social Life of Tamils (Dr.K.K.Pillay) A joint publication of TNTB & ESC and RMRL – (in print)
6. Social Life of the Tamils - The Classical Period (Dr.S.Singaravelu) (Published by: International Institute of Tamil Studies.
7. Historical Heritage of the Tamils (Dr.S.V.Subatamanian, Dr.K.D. Thirunavukkarasu) (Published by: International Institute of Tamil Studies).
8. The Contributions of the Tamils to Indian Culture (Dr.M.Valarmathi) (Published by: International Institute of Tamil Studies.)
9. Keeladi - 'Sangam City Civilization on the banks of river Vaigai' (Jointly Published by: Department of Archaeology & Tamil Nadu Text Book and Educational Services Corporation, Tamil Nadu)
10. Studies in the History of India with Special Reference to Tamil Nadu (Dr.K.K.Pillay) (Published by: The Author)
11. Porunai Civilization (Jointly Published by: Department of Archaeology & Tamil Nadu Text Book and Educational Services Corporation, Tamil Nadu)
12. Journey of Civilization Indus to Vaigai (R.Balakrishnan) (Published by: RMRL) – Reference Book.

அலகு I மொழி மற்றும் இலக்கியம்:**3**

இந்திய மொழிக் குடும்பங்கள் - திராவிட மொழிகள் - தமிழ் ஒரு செம்மொழி - தமிழ் செவ்விலக்கியங்கள் - சங்க இலக்கியத்தின் சமயச் சார்பற்ற தன்மை - சங்க இலக்கியத்தில் பகிர்தல் அறம் - திருக்குறளில் மேலாண்மைக் கருத்துக்கள் - தமிழ்க் காப்பியங்கள், தமிழகத்தில் சமண பௌத்த சமயங்களின் தாக்கம் - பக்தி இலக்கியம், ஆழ்வார்கள் மற்றும் நாயன்மார்கள் - சிற்றிலக்கியங்கள் - தமிழில் நவீன இலக்கியத்தின் வளர்ச்சி - தமிழ் இலக்கிய வளர்ச்சியில் பாரதியார் மற்றும் பாரதிதாசன் ஆகியோரின் பங்களிப்பு.

அலகு II மரபு - பாறை ஓவியங்கள் முதல் நவீன ஓவியங்கள் வரை - சிற்பக் கலை:**3**

நடுகல் முதல் நவீன சிற்பங்கள் வரை - ஐம்பொன் சிலைகள்- பழங்குடியினர் மற்றும் அவர்கள் தயாரிக்கும் கைவினைப் பொருட்கள், பொம்மைகள் - தேர் செய்யும் கலை - சுடுமண் சிற்பங்கள் - நாட்டுப்புறத் தெய்வங்கள் - குமரிமுனையில் திருவள்ளூர் சிலை - இசைக் கருவிகள் - மிருதங்கம், பறை, வீணை, யாழ், நாதஸ்வரம் - தமிழர்களின் சமூக பொருளாதார வாழ்வில் கோவில்களின் பங்கு.

அலகு III நாட்டுப்புறக் கலைகள் மற்றும் வீர விளையாட்டுகள்:**3**

தெருக்கூத்து, கரகாட்டம், வில்லுப்பாட்டு, கணியான் கூத்து, ஒயிலாட்டம், தோல்பாவைக் கூத்து, சிலம்பாட்டம், வளரி, புலியாட்டம், தமிழர்களின் விளையாட்டுகள்.

அலகு IV தமிழர்களின் திணைக் கோட்பாடுகள்:**3**

தமிழகத்தின் தாவரங்களும், விலங்குகளும் - தொல்காப்பியம் மற்றும் சங்க இலக்கியத்தில் அகம் மற்றும் புறக் கோட்பாடுகள் - தமிழர்கள் போற்றிய அறக்கோட்பாடு - சங்ககாலத்தில் தமிழகத்தில் எழுத்தறிவும், கல்வியும் - சங்ககால நகரங்களும் துறை முகங்களும் - சங்ககாலத்தில் ஏற்றுமதி மற்றும் இறக்குமதி - கடல்கடந்த நாடுகளில் சோழர்களின் வெற்றி.

அலகு V இந்திய தேசிய இயக்கம் மற்றும் இந்திய பண்பாட்டிற்குத் தமிழர்களின் பங்களிப்பு:**3**

இந்திய விடுதலைப்போரில் தமிழர்களின் பங்கு - இந்தியாவின் பிறப்பகுதிகளில் தமிழ்ப் பண்பாட்டின் தாக்கம் - சுயமரியாதை இயக்கம் - இந்திய மருத்துவத்தில், சித்த மருத்துவத்தின் பங்கு - கல்வெட்டுகள், கையெழுத்துப்படிசைகள் - தமிழ்ப் புத்தகங்களின் அச்ச வரலாறு.

TOTAL : 15 PERIODS**TEXT-CUM-REFERENCE BOOKS**

1. தமிழக வரலாறு - மக்களும் பண்பாடும் - கே.கே. பிள்ளை (வெளியீடு: தமிழ்நாடு பாடநூல் மற்றும் கல்வியியல் பணிகள் கழகம்).
2. கணினித் தமிழ் - முனைவர் இல. சுந்தரம். (விகடன் பிரசுரம்).
3. கீழடி - வைகை நதிக்கரையில் சங்ககால நகர நாகரிகம் (தொல்லியல் துறை வெளியீடு)
4. பொருநடை - ஆற்றங்கரை நாகரிகம். (தொல்லியல் துறை வெளியீடு)
5. Social Life of Tamils (Dr.K.K.Pillay) A joint publication of TNTB & ESC and RMRL - (in print)
6. Social Life of the Tamils - The Classical Period (Dr.S.Singaravelu) (Published by: International Institute of Tamil Studies.
7. Historical Heritage of the Tamils (Dr.S.V.Subatamanian, Dr.K.D. Thirunavukkarasu) (Published by: International Institute of Tamil Studies).
8. The Contributions of the Tamils to Indian Culture (Dr.M.Valarmathi) (Published by: International Institute of Tamil Studies.)
9. Keeladi - 'Sangam City Civilization on the banks of river Vaigai' (Jointly Published by: Department of Archaeology & Tamil Nadu Text Book and Educational Services Corporation, Tamil Nadu)
10. Studies in the History of India with Special Reference to Tamil Nadu (Dr.K.K.Pillay) (Publishedby: The Author)
11. Porunai Civilization (Jointly Published by: Department of Archaeology & Tamil Nadu Text Book and Educational Services Corporation, Tamil Nadu)
12. Journey of Civilization Indus to Vaigai (R.Balakrishnan) (Published by: RMRL) - Reference Book.

COURSE OBJECTIVES:

- To understand the problem solving approaches.
- To learn the basic programming constructs in Python.
- To practice various computing strategies for Python-based solutions to real world problems.
- To use Python data structures - lists, tuples, dictionaries.
- To do input/output with files in Python.

EXPERIMENTS:

Note: The examples suggested in each experiment are only indicative. The lab instructor is expected to design other problems on similar lines. The Examination shall not be restricted to the sample experiments listed here.

1. Identification and solving of simple real life or scientific or technical problems, and developing flow charts for the same. (Electricity Billing, Retail shop billing, Sin series, weight of a motorbike, Weight of a steel bar, compute Electrical Current in Three Phase AC Circuit, etc.)
2. Python programming using simple statements and expressions (exchange the values of two variables, circulate the values of n variables, distance between two points).
3. Scientific problems using Conditionals and Iterative loops. (Number series, Number Patterns, pyramid pattern)
4. Implementing real-time/technical applications using Lists, Tuples. (Items present in a library/Components of a car/ Materials required for construction of a building –operations of list & tuples)
5. Implementing real-time/technical applications using Sets, Dictionaries. (Language, components of an automobile, Elements of a civil structure, etc.- operations of Sets & Dictionaries)
6. Implementing programs using Functions. (Factorial, largest number in a list, area of shape)
7. Implementing programs using Strings. (reverse, palindrome, character count, replacing characters)
8. Implementing programs using written modules and Python Standard Libraries (pandas, numpy, Matplotlib, scipy)
9. Implementing real-time/technical applications using File handling. (copy from one file to another, word count, longest word)
10. Implementing real-time/technical applications using Exception handling. (divide by zero error, voter's age validity, student mark range validation)
11. Exploring Pygame tool.
12. Developing a game activity using Pygame like bouncing ball, car race etc.

TOTAL: 60 PERIODS

COURSE OUTCOMES:

On completion of the course, students will be able to:

CO1: Develop algorithmic solutions to simple computational problems

CO2: Develop and execute simple Python programs.

CO3: Implement programs in Python using conditionals and loops for solving problems..

CO4: Deploy functions to decompose a Python program.

CO5: Process compound data using Python data structures.

CO6: Utilize Python packages in developing software applications.

TEXT BOOKS:

1. Allen B. Downey, "Think Python : How to Think like a Computer Scientist", 2nd Edition, O'Reilly Publishers, 2016.
2. Karl Beecher, "Computational Thinking: A Beginner's Guide to Problem Solving and Programming", 1st Edition, BCS Learning & Development Limited, 2017.

REFERENCES:

1. Paul Deitel and Harvey Deitel, "Python for Programmers", Pearson Education, 1st Edition, 2021.
2. G Venkatesh and Madhavan Mukund, "Computational Thinking: A Primer for Programmers and Data Scientists", 1st Edition, Notion Press, 2021.
3. John V Guttag, "Introduction to Computation and Programming Using Python: With Applications to Computational Modeling and Understanding Data", Third Edition, MIT Press, 2021
4. Eric Matthes, "Python Crash Course, A Hands - on Project Based Introduction to Programming", 2nd Edition, No Starch Press, 2019.
5. <https://www.python.org/>
6. Martin C. Brown, "Python: The Complete Reference", 4th Edition, Mc-Graw Hill, 2018.

MAPPING OF COs WITH POs AND PSO's

CO's	PO's												PSO's		
	PO01	PO02	PO03	PO04	PO05	PO06	PO07	PO08	PO09	PO10	PO11	PO12	PSO1	PSO2	PSO3
1	3	3	3	3	3	-	-	-	-	-	3	2	3	3	-
2	3	3	3	3	3	-	-	-	-	-	3	2	3	-	-
3	3	3	3	3	2	-	-	-	-	-	2	-	3	-	-
4	3	2	-	2	2	-	-	-	-	-	1	-	3	-	-
5	1	2	-	-	1	-	-	-	-	-	1	-	2	-	-
6	2	-	-	-	2	-	-	-	-	-	1	-	2	-	-
Avg.	2	3	3	3	2	-	-	-	-	-	2	2	3	3	-

BS3171**PHYSICS AND CHEMISTRY LABORATORY****L T P C
0 0 4 2****PHYSICS LABORATORY : (Any Seven Experiments)****COURSE OBJECTIVES:**

- To learn the proper use of various kinds of physics laboratory equipment.
 - To learn how data can be collected, presented and interpreted in a clear and concise manner.
 - To learn problem solving skills related to physics principles and interpretation of experimental data.
 - To determine error in experimental measurements and techniques used to minimize such error.
 - To make the student as an active participant in each part of all lab exercises.
1. Torsional pendulum - Determination of rigidity modulus of wire and moment of inertia of regular and irregular objects.
 2. Simple harmonic oscillations of cantilever.
 3. Non-uniform bending - Determination of Young's modulus
 4. Uniform bending – Determination of Young's modulus
 5. Laser- Determination of the wave length of the laser using grating
 6. Air wedge - Determination of thickness of a thin sheet/wire
 7. a) Optical fibre -Determination of Numerical Aperture and acceptance angle

- b) Compact disc- Determination of width of the groove using laser.
8. Acoustic grating- Determination of velocity of ultrasonic waves in liquids.
 9. Ultrasonic interferometer – determination of the velocity of sound and compressibility of liquids
 10. Post office box -Determination of Band gap of a semiconductor.
 11. Photoelectric effect
 12. Michelson Interferometer.
 13. Melde's string experiment
 14. Experiment with lattice dynamics kit.

TOTAL: 30 PERIODS

COURSE OUTCOMES:

Upon completion of the course, the students should be able to

CO1: Understand the functioning of various physics laboratory equipment.

CO2: Use graphical models to analyze laboratory data.

CO3: Use mathematical models as a medium for quantitative reasoning and describing physical reality.

CO4: Access, process and analyze scientific information.

CO5: Solve problems individually and collaboratively.

MAPPING OF COs WITH POs AND PSO's

CO's	PO's												PSO's		
	PO01	PO02	PO03	PO04	PO05	PO06	PO07	PO08	PO09	PO10	PO11	PO12	PSO1	PSO2	PSO3
1	3	2	3	1	1	-	-	-	-	-	-	-	-	-	-
2	3	3	2	1	1	-	-	-	-	-	-	-	-	-	-
3	3	2	3	1	1	-	-	-	-	-	-	-	-	-	-
4	3	3	2	1	1	-	-	-	-	-	-	-	-	-	-
5	3	2	3	1	1	-	-	-	-	-	-	-	-	-	-
Avg	3	2.4	2.6	1	1										

CHEMISTRY LABORATORY: (Any seven experiments to be conducted)

COURSE OBJECTIVES:

- To inculcate experimental skills to test basic understanding of water quality parameters, such as, acidity, alkalinity, hardness, DO, chloride and copper.
 - To induce the students to familiarize with electroanalytical techniques such as, pH metry, potentiometry and conductometry in the determination of impurities in aqueous solutions.
 - To demonstrate the analysis of metals and alloys.
 - To demonstrate the synthesis of nanoparticles
1. Preparation of Na₂CO₃ as a primary standard and estimation of acidity of a water sample using the primary standard
 2. Determination of types and amount of alkalinity in water sample.
 - Split the first experiment into two
 3. Determination of total, temporary & permanent hardness of water by EDTA method.
 4. Determination of DO content of water sample by Winkler's method.
 5. Determination of chloride content of water sample by Argentometric method.
 6. Estimation of copper content of the given solution by Iodometry.
 7. Estimation of TDS of a water sample by gravimetry.
 8. Determination of strength of given hydrochloric acid using pH meter.
 9. Determination of strength of acids in a mixture of acids using conductivity meter.
 10. Conductometric titration of barium chloride against sodium sulphate (precipitation titration)
 11. Estimation of iron content of the given solution using potentiometer.
 12. Estimation of sodium /potassium present in water using flame photometer.
 13. Preparation of nanoparticles (TiO₂/ZnO/CuO) by Sol-Gel method.

14. Estimation of Nickel in steel
15. Proximate analysis of Coal

TOTAL : 30 PERIODS

COURSE OUTCOMES :

- CO1:** To analyse the quality of water samples with respect to their acidity, alkalinity, hardness and DO.
- CO2:** To determine the amount of metal ions through volumetric and spectroscopic techniques
- CO3:** To analyse and determine the composition of alloys.
- CO4:** To learn simple method of synthesis of nanoparticles
- CO5:** To quantitatively analyse the impurities in solution by electroanalytical techniques

TEXT BOOKS :

1. J. Mendham, R. C. Denney, J.D. Barnes, M. Thomas and B. Sivasankar, Vogel's Textbook of Quantitative Chemical Analysis (2009).

MAPPING OF COs WITH POs AND PSOs

COs	POs												PSOs		
	PO01	PO02	PO03	PO04	PO05	PO06	PO07	PO08	PO09	PO10	PO11	PO12	PSO1	PSO2	PSO3
1	3	-	1	-	-	2	2	-	-	-	-	2	-	-	-
2	3	1	2	-	-	1	2	-	-	-	-	1	-	-	-
3	3	2	1	1	-	-	1	-	-	-	-	-	-	-	-
4	2	1	2	-	-	2	2	-	-	-	-	-	-	-	-
5	2	1	2	-	1	2	2	-	-	-	-	1	-	-	-
Avg.	2.6	1.3	1.6	1	1	1.4	1.8	-	-	-	-	1.3	-	-	-

GE3172

ENGLISH LABORATORY

L T P C
0 0 2 1

COURSE OBJECTIVES :

- To improve the communicative competence of learners
- To help learners use language effectively in academic /work contexts
- To develop various listening strategies to comprehend various types of audio materials like lectures, discussions, videos etc.
- To build on students' English language skills by engaging them in listening, speaking and grammar learning activities that are relevant to authentic contexts.
- To use language efficiently in expressing their opinions via various media.

UNIT I INTRODUCTION TO FUNDAMENTALS OF COMMUNICATION

6

Listening for general information-specific details- conversation: Introduction to classmates - Audio / video (formal & informal); Telephone conversation; Listening to voicemail & messages; Listening and filling a form. Speaking - making telephone calls-Self Introduction; Introducing a friend; - politeness strategies- making polite requests, making polite offers, replying to polite requests and offers- understanding basic instructions(filling out a bank application for example).

UNIT II NARRATION AND SUMMATION 6

Listening - Listening to podcasts, anecdotes / stories / event narration; documentaries and interviews with celebrities. Speaking - Narrating personal experiences / events-Talking about current and temporary situations & permanent and regular situations* - describing experiences and feelings-engaging in small talk- describing requirements and abilities.

UNIT III DESCRIPTION OF A PROCESS / PRODUCT 6

Listening - Listen to product and process descriptions; a classroom lecture; and advertisements about products. Speaking – Picture description- describing locations in workplaces- Giving instruction to use the product- explaining uses and purposes- Presenting a product- describing shapes and sizes and weights- talking about quantities(large & small)-talking about precautions.

UNIT IV CLASSIFICATION AND RECOMMENDATIONS 6

Listening – Listening to TED Talks; Listening to lectures - and educational videos. Speaking – Small Talk; discussing and making plans-talking about tasks-talking about progress- talking about positions and directions of movement-talking about travel preparations- talking about transportation-

UNITV EXPRESSION 6

Listening – Listening to debates/ discussions; different viewpoints on an issue; and panel discussions. Speaking –making predictions- talking about a given topic-giving opinions-understanding a website-describing processes

TOTAL : 30 PERIODS**LEARNING OUTCOMES:**

At the end of the course, learners will be able

CO1: To listen to and comprehend general as well as complex academic information

CO2: To listen to and understand different points of view in a discussion

CO3: To speak fluently and accurately in formal and informal communicative contexts

CO4: To describe products and processes and explain their uses and purposes clearly and accurately

CO5: To express their opinions effectively in both formal and informal discussions

ASSESSMENT PATTERN

- One online / app based assessment to test listening /speaking
- End Semester **ONLY** listening and speaking will be conducted online.
- Proficiency certification is given on successful completion of listening and speaking internal test and end semester exam.

MAPPING OF COs WITH POs AND PSOs

COs	POs												PSOs		
	PO01	PO02	PO03	PO04	PO05	PO06	PO07	PO08	PO09	PO10	PO11	PO12	PSO1	PSO2	PSO3
1	3	3	3	3	1	3	3	3	3	3	3	3	-	-	-
2	3	3	3	3	1	3	3	3	3	3	3	3	-	-	-
3	3	3	3	3	1	3	3	3	3	3	3	3	-	-	-
4	3	3	3	3	1	3	3	3	3	3	3	3	-	-	-
5	3	3	3	3	1	3	3	3	3	3	3	3	-	-	-
Avg.	3	3	3	3	1	3	3	3	3	3	3	3	-	-	-

TEXT BOOKS :

1. English for Engineers & Technologists (2020 edition) Orient Blackswan Private Ltd. Department of English, Anna University.
2. English for Science & Technology Cambridge University Press 2021.
3. Authored by Dr. Veena Selvam, Dr. Sujatha Priyadarshini, Dr. Deepa Mary Francis, Dr. KN. Shoba, and Dr. Lourdes Joevani, Department of English, Anna University.

REFERENCE BOOKS:

1. Raman. Meenakshi, Sharma. Sangeeta (2019). Professional English. Oxford university press. New Delhi.
2. Improve Your Writing ed. V.N. Arora and Laxmi Chandra, Oxford Univ. Press, 2001, NewDelhi.
3. Learning to Communicate – Dr. V. Chellammal. Allied Publishers, New Delhi, 2003
4. Business Correspondence and Report Writing by Prof. R.C. Sharma & Krishna Mohan, Tata McGraw Hill & Co. Ltd., 2001, New Delhi.
5. Developing Communication Skills by Krishna Mohan, Meera Bannerji- Macmillan India Ltd. 1990, Delhi.

ASSESSMENT PATTERN

Two internal assessments and an end semester examination to test students' reading and writing skills along with their grammatical and lexical competence.

MAPPING OF COs WITH POs AND PSOs

COs	POs												PSOs		
	PO01	PO02	PO03	PO04	PO05	PO06	PO07	PO08	PO09	PO10	PO11	PO12	PSO1	PSO2	PSO3
1	3	3	3	3	3	3	3	3	2	3	3	3	-	-	-
2	3	3	3	3	3	3	3	3	2	3	3	3	-	-	-
3	3	3	3	3	3	3	3	3	2	3	3	3	-	-	-
4	3	3	3	3	2	3	3	3	2	3	3	3	-	-	-
5	-	-	-	-	-	-	-	-	3	3	3	3	-	-	-
AVg.	3	3	3	3	2.75	3	3	3	2.2	3	3	3	-	-	-

MA3251**STATISTICS AND NUMERICAL METHODS****L T P C
3 1 0 4****COURSE OBJECTIVES:**

- This course aims at providing the necessary basic concepts of a few statistical and numerical methods and give procedures for solving numerically different kinds of problems occurring in engineering and technology.
- To acquaint the knowledge of testing of hypothesis for small and large samples which plays an important role in real life problems.
- To introduce the basic concepts of solving algebraic and transcendental equations.
- To introduce the numerical techniques of interpolation in various intervals and numerical techniques of differentiation and integration which plays an important role in engineering and technology disciplines.
- To acquaint the knowledge of various techniques and methods of solving ordinary differential equations.

UNIT I TESTING OF HYPOTHESIS**9 + 3**

Sampling distributions - Tests for single mean, proportion and difference of means (Large and small samples) – Tests for single variance and equality of variances – Chi square test for goodness of fit – Independence of attributes.

UNIT II DESIGN OF EXPERIMENTS**9 + 3**

One way and two way classifications - Completely randomized design – Randomized block design – Latin square design - 2^2 factorial design.

UNIT III SOLUTION OF EQUATIONS AND EIGENVALUE PROBLEMS**9 + 3**

Solution of algebraic and transcendental equations - Fixed point iteration method – Newton Raphson method- Solution of linear system of equations - Gauss elimination method – Pivoting - Gauss Jordan method – Iterative methods of Gauss Jacobi and Gauss Seidel - Eigenvalues of a matrix by Power method and Jacobi's method for symmetric matrices.

UNIT IV INTERPOLATION, NUMERICAL DIFFERENTIATION AND NUMERICAL INTEGRATION**9 + 3**

Lagrange's and Newton's divided difference interpolations – Newton's forward and backward difference interpolation – Approximation of derivatives using interpolation polynomials – Numerical single and double integrations using Trapezoidal and Simpson's 1/3 rules.

UNIT V NUMERICAL SOLUTION OF ORDINARY DIFFERENTIAL EQUATIONS**9 + 3**

Single step methods: Taylor's series method - Euler's method - Modified Euler's method - Fourth order Runge-Kutta method for solving first order differential equations - Multi step methods: Milne's and Adams - Bash forth predictor corrector methods for solving first order differential equations.

TOTAL: 60 PERIODS**COURSE OUTCOMES:**

Upon successful completion of the course, students will be able to:

- CO1:**Apply the concept of testing of hypothesis for small and large samples in real life problems.
- CO2:**Apply the basic concepts of classifications of design of experiments in the field of agriculture.
- CO3:**Appreciate the numerical techniques of interpolation in various intervals and apply the numerical techniques of differentiation and integration for engineering problems.
- CO4:**Understand the knowledge of various techniques and methods for solving first and second order ordinary differential equations.
- CO5:**Solve the partial and ordinary differential equations with initial and boundary conditions by using certain techniques with engineering applications.

TEXT BOOKS:

1. Grewal, B.S., and Grewal, J.S., "Numerical Methods in Engineering and Science", Khanna Publishers, 10th Edition, New Delhi, 2015.
2. Johnson, R.A., Miller, I and Freund J., "Miller and Freund's Probability and Statistics for Engineers", Pearson Education, Asia, 8th Edition, 2015.

REFERENCES:

1. Burden, R.L and Faires, J.D, "Numerical Analysis", 9th Edition, Cengage Learning, 2016.
2. Devore. J.L., "Probability and Statistics for Engineering and the Sciences", Cengage Learning, New Delhi, 8th Edition, 2014.
3. Gerald. C.F. and Wheatley. P.O. "Applied Numerical Analysis" Pearson Education, Asia, New Delhi, 7th Edition, 2007.
4. Gupta S.C. and Kapoor V. K., " Fundamentals of Mathematical Statistics", Sultan Chand & Sons, New Delhi, 12th Edition, 2020.

5. Spiegel. M.R., Schiller. J. and Srinivasan. R.A., "Schaum's Outlines on Probability and Statistics ", Tata McGraw Hill Edition, 4th Edition, 2012.
6. Walpole. R.E., Myers. R.H., Myers. S.L. and Ye. K., "Probability and Statistics for Engineers and Scientists", 9th Edition, Pearson Education, Asia, 2010.

MAPPING OF COs WITH POs AND PSOs

COs	POs												PSOs		
	PO01	PO02	PO03	PO04	PO05	PO06	PO07	PO08	PO09	PO10	PO11	PO12	PSO1	PSO2	PSO3
CO1	3	3	1	1	1	0	0	0	2	0	2	3	-	-	-
CO2	3	3	1	1	1	0	0	0	2	0	2	3	-	-	-
CO3	3	3	1	1	1	0	0	0	2	0	2	3	-	-	-
CO4	3	3	1	1	1	0	0	0	2	0	2	3	-	-	-
CO5	3	3	1	1	1	0	0	0	2	0	2	3	-	-	-
Avg.	3	3	1	1	1	0	0	0	2	0	2	3	-	-	-

PH3255

PHYSICS FOR INSTRUMENTATION ENGINEERING

(Common to E & I and I & C)

L T P C

3 0 0 3

COURSE OBJECTIVES:

- To make the students to understand the basics of electricity and magnetism and vectors.
- To understand the electrical properties of materials including free electron theory, applications of quantum mechanics and magnetic materials.
- To instil knowledge on physics of semiconductors, determination of charge carriers and device applications
- To establish a sound grasp of knowledge on different optical properties of materials, optical displays and applications
- To inculcate an idea of significance of nano structures, quantum confinement and ensuing nano device applications.

UNIT I ELECTRICITY AND MAGNETISM

9

Coulomb's law, electric field intensity, electric flux density, Gauss' law, divergence, electric field and potential due to point, line, plane, and spherical charge distributions, effect of the dielectric medium, capacitance of simple configurations, Biot-Savart's law, Ampere's law, curl, Faraday's law, Lorentz force, Inductance, Magneto motive force, reluctance, magnetic circuits, self and mutual inductance of simple configurations.

UNIT II ELECTRICAL AND MAGNETIC PROPERTIES OF MATERIALS

9

Classical free electron theory - Expression for electrical conductivity – Thermal conductivity, expression - Quantum free electron theory : Tunneling – degenerate states – Fermi- Dirac statistics – Density of energy states – Electron in periodic potential – Energy bands in solids – tight binding approximation - Electron effective mass – concept of hole. Magnetic materials: Dia, para and ferromagnetic effects – paramagnetism in the conduction electrons in metals – exchange interaction and ferromagnetism – quantum interference devices – GMR devices.

UNIT III SEMICONDUCTORS AND TRANSPORT PHYSICS

9

Intrinsic Semiconductors – Energy band diagram – direct and indirect band gap semiconductors – Carrier concentration in intrinsic semiconductors – extrinsic semiconductors - Carrier concentration in

N-type & P-type semiconductors – Variation of carrier concentration with temperature – Carrier transport in Semiconductors: Drift, mobility and diffusion – Hall effect and devices – Ohmic contacts – Schottky diode.

UNIT IV OPTICAL PROPERTIES OF MATERIALS

9

Classification of optical materials – Optical processes in semiconductors: optical absorption and emission, charge injection and recombination, optical absorption, loss and gain. Optical processes in quantum wells – Optoelectronic devices: light detectors and solar cells – light emitting diode – laser diode - optical processes in organic semiconductor devices –excitonic state – Electro-optics and nonlinear optics: Modulators and switching devices – plasmonics.

UNIT V NANODEVICES AND QUANTUM COMPUTING

9

Introduction - quantum confinement – quantum structures: quantum wells, wires and dots — band gap of nanomaterials. Tunneling – Single electron phenomena: Coulomb blockade - resonant-tunneling diode – single electron transistor – quantum cellular automata - Quantum system for information processing - quantum states – classical bits – quantum bits or qubits –CNOT gate - multiple qubits – Bloch sphere – quantum gates – advantage of quantum computing over classical computing.

TOTAL: 45 PERIODS

COURSE OUTCOMES :

At the end of the course, the students should be able to

CO1: know basics of electricity and magnetism and the influence of vectors in EMT.

CO2: gain knowledge on the electrical and magnetic properties of materials and their applications

CO3: understand clearly of semiconductor physics and functioning of semiconductor devices

CO4: understand the optical properties of materials and working principles of various optical devices

CO5: appreciate the importance of nanotechnology and nanodevices.

TEXT BOOKS :

1. S.O. Kasap. Principles of Electronic Materials and Devices, McGraw Hill Education (Indian Edition), 2020.
2. R.F.Pierret. Semiconductor Device Fundamentals.Pearson (Indian Edition), 2006.
3. G.W.Hanson. Fundamentals of Nanoelectronics.Pearson Education (Indian Edition), 2009.

REFERENCES :

1. Matthew N. O. Sadiku, Principles of Electromagnetics, Oxford Univ. Press 2015.
2. Jasprit Singh, Semiconductor Optoelectronics: Physics and Technology, McGraw-Hill Education (Indian Edition), 2019.
3. Charles Kittel, Introduction to Solid State Physics, Wiley India Edition, 2019.
4. Mark Fox, Optical Properties of Solids, Oxford Univ.Press, 2001.
5. Parag K. Lala, Quantum Computing: A Beginner's Introduction, McGraw-Hill Education (Indian Edition), 2020.

MAPPING OF COs WITH POs AND PSOs

CO's	PO's												PSO's		
	PO01	PO02	PO03	PO04	PO05	PO06	PO07	PO08	PO09	PO10	PO11	PO12	PSO1	PSO2	PSO3
1	3	3	1	-	-	1	-	-	-	-	-	-	-	-	-
2	3	2	1	-	-	1	-	-	-	-	-	-	-	-	-
3	3	3	1	-	-	1	-	-	-	-	-	-	-	-	-
4	3	2	2	-	-	1	-	-	-	-	-	-	-	-	-
5	3	3	2	-	-	1	-	-	-	-	-	-	-	-	-
Avg.	3	2.6	1.4	-	-	1	-	-	-	-	-	-	-	-	-

COURSE OBJECTIVES:

- To provide the students an illustration of the significance of the Civil and Mechanical Engineering Profession in satisfying the societal needs.
- To help students acquire knowledge in the basics of surveying and the materials used for construction.
- To provide an insight to the essentials of components of a building and the infrastructure facilities.
- To explain the component of power plant units and detailed explanation to IC engines their working principles.
- To explain the Refrigeration & Air-conditioning system.

UNIT I PART A: OVERVIEW OF CIVIL ENGINEERING 5
Civil Engineering contribution to the welfare of Society - Specialized sub disciplines in Civil Engineering - Structural, Construction, Geotechnical, Environmental, Transportation and Water Resources Engineering - National building code - terminologists: Plinth area, Carpet area, Floor area, Buildup area, Floor space index - Types of buildings: Residential buildings, Industrial buildings.

UNIT I PART B: OVERVIEW OF MECHANICAL ENGINEERING 4
Overview of Mechanical Engineering - Mechanical Engineering Contributions to the welfare of Society - Specialized sub disciplines in Mechanical Engineering - Manufacturing, Automation, Automobile and Energy Engineering - Interdisciplinary concepts in Mechanical Engineering.

UNIT II SURVEYING AND CIVIL ENGINEERING MATERIALS 9
Surveying: Objects - Classification - Principles - Measurements of Distances and angles - Leveling - Determination of areas - Contours.
Civil Engineering Materials: Bricks - Stones - Sand - Cement - Concrete - Steel - Timber - Modern Materials, Thermal and Acoustic Insulating Materials, Decorative Panels, Water Proofing Materials. Modern uses of Gypsum, Pre-fabricated Building component (brief discussion only)

UNIT III BUILDING COMPONENTS AND INFRASTRUCTURE 9
Building plans - Setting out of a Building - Foundations: Types of foundations - Bearing capacity and settlement - Brick masonry - Stone Masonry - Beams - Columns - Lintels - Roofing - Flooring - Plastering.
Types of Bridges and Dams - Water Supply Network - Rain Water Harvesting - Solid Waste Management - Introduction to Highways and Railways - Introduction to Green Buildings.

UNIT IV INTERNAL COMBUSTION ENGINES AND POWER PLANTS 9
Classification of Power Plants - Working principle of steam, Gas, Diesel, Hydro -electric and Nuclear Power plants - Internal combustion engines as automobile power plant - Working principle of Petrol and Diesel Engines - Four stroke and two stroke cycles - Comparison of four stroke and two stroke engines. Working principle of Boilers - Turbines, Reciprocating Pumps (single acting and double acting) and Centrifugal Pumps, Concept of hybrid engines. Industrial safety practices and protective devices

UNIT V REFRIGERATION AND AIR CONDITIONING SYSTEM 9
Terminology of Refrigeration and Air Conditioning. Principle of vapour compression and absorption system - Layout of typical domestic refrigerator - Window and Split type room Air conditioner. Properties of air - water mixture, concepts of psychometric and its process.

TOTAL: 45 PERIODS**COURSE OUTCOMES:**

- CO1:** Understanding profession of Civil and Mechanical engineering.
CO2: Summarise the planning of building, infrastructure and working of Machineries.
CO3: Apply the knowledge gained in respective discipline
CO4: Illustrate the ideas of Civil and Mechanical Engineering applications.
CO5: Appraise the material, Structures, machines and energy.

TEXT BOOKS:

1. G Shanmugam, M S Palanichamy, Basic Civil and Mechanical Engineering, McGraw Hill Education; First edition, 2018

REFERENCES:

1. Palanikumar, K. Basic Mechanical Engineering, ARS Publications, 2018.
2. Ramamrutham S., "Basic Civil Engineering", Dhanpat Rai Publishing Co. (P) Ltd, 2013.
3. Seetharaman S., "Basic Civil Engineering", Anuradha Agencies, 2005.
4. Shantha Kumar SRJ., "Basic Mechanical Engineering", Hi-tech Publications, Mayiladuthurai, 2000.

MAPPING OF COs WITH POs AND PSO's

CO's	PO's												PSO's		
	PO01	PO02	PO03	PO04	PO05	PO06	PO07	PO08	PO09	PO10	PO11	PO12	PSO1	PSO2	PSO3
1	2	-	-	1	-	-	1	2	1	2	-	1	-	-	-
2	2	-	-	-	-	-	1	2	1	2	-	2	-	-	-
3	2	-	-	-	-	-	1	2	2	2	-	2	-	-	-
4	2	-	-	-	-	-	1	2	1	2	-	2	-	-	-
5	2	-	-	-	-	-	1	2	1	2	-	2	-	-	-
Avg.	2	-	-	0.2	-	-	1	2	1.2	2	-	1.8	-	-	-

GE3251**ENGINEERING GRAPHICS****L T P C
2 0 4 4****COURSE OBJECTIVES:**

The main learning objective of this course is to prepare the students for:

1. Drawing engineering curves.
2. Drawing freehand sketch of simple objects.
3. Drawing orthographic projection of solids and section of solids.
4. Drawing development of solids
5. Drawing isometric and perspective projections of simple solids.

CONCEPTS AND CONVENTIONS (Not for Examination)

Importance of graphics in engineering applications — Use of drafting instruments — BIS conventions and specifications — Size, layout and folding of drawing sheets — Lettering and dimensioning.

UNIT I PLANE CURVES**6+12**

Basic Geometrical constructions, Curves used in engineering practices: Conics — Construction of ellipse, parabola and hyperbola by eccentricity method — Construction of cycloid — construction of involutes of square and circle — Drawing of tangents and normal to the above curves.

UNIT II PROJECTION OF POINTS, LINES AND PLANES SURFACE**6+12**

Orthographic projection- principles-Principal planes-First angle projection-projection of points. Projection of straight lines (only First angle projections) inclined to both the principal planes - Determination of true lengths and true inclinations by rotating line method and traces. Projection of planes (polygonal and circular surfaces) inclined to both the principal planes by rotating object method.

UNIT III PROJECTION OF SOLIDS AND FREEHAND SKETCHING**6+12**

Projection of simple solids like prisms, pyramids, cylinder, cone and truncated solids when the axis is inclined to one of the principal planes and parallel to the other by rotating object method. Visualization concepts and Free Hand sketching: Visualization principles — Representation of Three Dimensional objects — Layout of views- Freehand sketching of multiple views from pictorial views of objects.

Practicing three dimensional modeling of simple objects by CAD Software (Not for examination)

UNIT IV PROJECTION OF SECTIONED SOLIDS AND DEVELOPMENT OF SURFACES

6 +12

Sectioning of above solids in simple vertical position when the cutting plane is inclined to the one of the principal planes and perpendicular to the other—obtaining true shape of section. Development of lateral surfaces of simple and sectioned solids—Prisms, pyramids, cylinders and cones.

Practicing three dimensional modeling of simple objects by CAD Software (Not for examination)

UNIT V ISOMETRIC AND PERSPECTIVE PROJECTIONS

6+12

Principles of isometric projection — isometric scale — Isometric projections of simple solids and truncated solids - Prisms, pyramids, cylinders, cones- combination of two solid objects in simple vertical positions - Perspective projection of simple solids-Prisms, pyramids and cylinders by visual ray method.

Practicing three dimensional modeling of isometric projection of simple objects by CAD Software (Not for examination)

TOTAL: (L=30+P=60) 90 PERIODS

COURSE OUTCOMES:

On successful completion of this course, the student will be able to

CO1: Use BIS conventions and specifications for engineering drawing.

CO2: Construct the conic curves, involutes and cycloid.

CO3: Solve practical problems involving projection of lines.

CO4: Draw the orthographic, isometric and perspective projections of simple solids.

CO5: Draw the development of simple solids.

TEXT BOOK:

1. Bhatt N.D. and Panchal V.M., "Engineering Drawing", Charotar Publishing House, 53rd Edition, 2019.
2. Natrajan K.V., "A Text Book of Engineering Graphics", Dhanalakshmi Publishers, Chennai, 2018.
3. Parthasarathy, N. S. and Vela Murali, "Engineering Drawing", Oxford University Press, 2015

REFERENCES:

1. Basant Agarwal and Agarwal C.M., "Engineering Drawing", McGraw Hill, 2nd Edition, 2019.
2. Gopalakrishna K.R., "Engineering Drawing" (Vol. I & II combined), Subhas Publications, Bangalore, 27th Edition, 2017.
3. Luzzader, Warren J. and Duff, John M., "Fundamentals of Engineering Drawing with an introduction to Interactive Computer Graphics for Design and Production, Eastern Economy Edition, Prentice Hall of India Pvt. Ltd, New Delhi, 2005.
4. Parthasarathy N. S. and Vela Murali, "Engineering Graphics", Oxford University, Press, New Delhi, 2015.
5. Shah M.B., and Rana B.C., "Engineering Drawing", Pearson Education India, 2nd Edition, 2009.
6. Venugopal K. and Prabhu Raja V., "Engineering Graphics", New Age International (P) Limited, 2008.

Publication of Bureau of Indian Standards:

1. IS 10711—2001: Technical products Documentation—Size and layout of drawing sheets.
2. IS 9609 (Parts 0 & 1) — 2001: Technical products Documentation — Lettering.
3. IS 10714 (Part 20) — 2001 & SP 46 — 2003: Lines for technical drawings.
4. IS 11669 — 1986 & SP 46 — 2003: Dimensioning of Technical Drawings.
5. IS 15021 (Parts 1 to 4) — 2001: Technical drawings — Projection Methods.

Special points applicable to University Examinations on Engineering Graphics:

1. There will be five questions, each of either or type covering all units of the syllabus.
2. All questions will carry equal marks of 20 each making a total of 100.
3. The answer paper shall consist of drawing sheets of A3 size only. The students will be permitted to use appropriate scale to fit solution within A3 size.
4. The examination will be conducted in appropriate sessions on the same day

MAPPING OF COs WITH POs AND PSOs

COs	POs												PSOs		
	PO01	PO02	PO03	PO04	PO05	PO06	PO07	PO08	PO09	PO10	PO11	PO12	PSO1	PSO2	PSO3
1	3	1	2	-	2	-	-	-	-	3	-	2	2	2	-
2	3	1	2	-	2	-	-	-	-	3	-	2	2	2	-
3	3	1	2	-	2	-	-	-	-	3	-	2	2	2	-
4	3	1	2	-	2	-	-	-	-	3	-	2	2	2	-
5	3	1	2	-	2	-	-	-	-	3	-	2	2	2	-
Avg	3	1	2	-	2	-	-	-	-	3	-	2	2	2	-

EE3251

ELECTRIC CIRCUIT ANALYSIS

L T P C
3 1 0 4

COURSE OBJECTIVES:

- To introduce electric circuits and its analysis
- To provide key concepts to analyze and understand electrical circuits
- To impart knowledge on solving circuit equations using network theorems
- To educate on obtaining the transient response of circuits.
- To introduce the phenomenon of resonance in coupled circuits.
- To introduce Phasor diagrams and analysis of single & three phase circuits

UNIT I BASIC CIRCUITS ANALYSIS

9+3

Fundamentals concepts of R, L and C elements-Energy Sources- Ohm's Law -Kirchhoff 's Laws – DC Circuits – Resistors in series and parallel circuits - A.C Circuits – Average and RMS Value – Complex Impedance – Phasor diagram - Real and Reactive Power, Power Factor, Energy -Mesh current and node voltage methods of analysis D.C and A.C Circuits.

UNIT II NETWORK REDUCTION AND THEOREMS FOR DC AND AC CIRCUITS

9+3

Network reduction: voltage and current division, source transformation – star delta conversion. Theorems – Superposition, Thevenin's and Norton's Theorem – Maximum power transfer theorem – Reciprocity Theorem – Millman's theorem- Tellegen's Theorem-Statement, application to DC and AC Circuits.

UNIT III TRANSIENT RESPONSE ANALYSIS

9+3

Introduction – Laplace transforms and inverse Laplace transforms- standard test signals -Transient response of RL, RC and RLC circuits using Laplace transform for Source free, Step input and Sinusoidal input.

UNIT IV RESONANCE AND COUPLED CIRCUITS

9+3

Series and parallel resonance –frequency response – Quality factor and Bandwidth – Self and mutual inductance – Coefficient of coupling – Dot rule-Analysis of coupled circuits– Single Tuned circuits..

UNIT V THREE PHASE CIRCUITS

9+3

Analysis of three phase 3-wire and 4-wire circuits with star and delta connected loads, balanced and unbalanced – phasor diagram of voltages and currents – power measurement in three phase circuits– Power Factor Calculations.

TOTAL: 60 PERIODS

COURSE OUTCOMES:

After completing this course, the students will be able to:

- CO1: Explain circuit's behavior using circuit laws.
- CO2: Apply mesh analysis/ nodal analysis / network theorems to determine behavior of the given DC and AC circuit
- CO3: Compute the transient response of first order and second order systems to step and sinusoidal input
- CO4: Compute power, line/ phase voltage and currents of the given three phase circuit
- CO5: Explain the frequency response of series and parallel RLC circuits
- CO6: Explain the behavior of magnetically coupled circuits.

TEXT BOOKS:

1. William H. Hayt Jr, Jack E. Kemmerly and Steven M. Durbin, "Engineering Circuits Analysis", McGraw Hill publishers, 9th edition, New Delhi, 2020.
2. Charles K. Alexander, Mathew N.O. Sadiku, "Fundamentals of Electric Circuits", Second Edition, McGraw Hill, 2019.
3. Allan H. Robbins, Wilhelm C. Miller, "Circuit Analysis Theory and Practice", Cengage Learning India, 2013.

REFERENCES

1. Chakrabarti A, "Circuits Theory (Analysis and synthesis), Dhanpat Rai & Sons, New Delhi, 2020.
2. Joseph A. Edminister, Mahmood Nahvi, "Electric circuits", Schaum's series, McGraw-Hill, First Edition, 2019.
4. M E Van Valkenburg, "Network Analysis", Prentice-Hall of India Pvt Ltd, New Delhi, 2015.
5. Richard C. Dorf and James A. Svoboda, "Introduction to Electric Circuits", 7th Edition, John Wiley & Sons, Inc. 2018.
6. Sudhakar A and Shyam Mohan SP, "Circuits and Networks Analysis and Synthesis", McGraw Hill, 2015.

MAPPING OF COs WITH POs AND PSOs

COs	POs												PSOs		
	PO1	PO2	PO3	PO4	PO5	PO6	PO7	PO8	PO9	PO10	PO11	PO12	PS01	PS02	PS03
CO1	3	3	3	2	2	-	2	1	-	-	-	3	3	3	3
CO2	3	3	3	3	2	-	2	1	-	-	-	3	3	3	3
CO3	3	3	3	3	2	-	2	1	-	-	-	3	3	3	3
CO4	3	3	3	3	2	-	2	1	-	-	-	3	3	3	3
CO5	3	3	3	3	2	-	2	1	-	-	-	3	3	3	3
CO6	3	3	3	3	2	-	2	1	-	-	-	3	3	3	3
Avg.	3	3	3	2.8	2	-	2	1	-	-	-	3	3	3	3

NCC Credit Course Level 1*

NX3251	(ARMY WING) NCC Credit Course Level - I	L	T	P	C
		2	0	0	2
NCC GENERAL					6
NCC 1	Aims, Objectives & Organization of NCC				1
NCC 2	Incentives				2
NCC 3	Duties of NCC Cadet				1
NCC 4	NCC Camps: Types & Conduct				2
NATIONAL INTEGRATION AND AWARENESS					4
NI 1	National Integration: Importance & Necessity				1
NI 2	Factors Affecting National Integration				1
NI 3	Unity in Diversity & Role of NCC in Nation Building				1
NI 4	Threats to National Security				1
PERSONALITY DEVELOPMENT					7
PD 1	Self-Awareness, Empathy, Critical & Creative Thinking, Decision Making and Problem Solving				2
PD 2	Communication Skills				3
PD 3	Group Discussion: Stress & Emotions				2
LEADERSHIP					5
L 1	Leadership Capsule: Traits, Indicators, Motivation, Moral Values, Honour Code				3
L 2	Case Studies: Shivaji, Jhasi Ki Rani				2
SOCIAL SERVICE AND COMMUNITY DEVELOPMENT					8
SS 1	Basics, Rural Development Programmes, NGOs, Contribution of Youth				3
SS 4	Protection of Children and Women Safety				1
SS 5	Road / Rail Travel Safety				1
SS 6	New Initiatives				2
SS 7	Cyber and Mobile Security Awareness				1

TOTAL : 30 PERIODS

NCC Credit Course Level 1*

NX3252	(NAVAL WING) NCC Credit Course Level - I	L	T	P	C
		2	0	0	2
NCC GENERAL					6
NCC 1	Aims, Objectives & Organization of NCC				1
NCC 2	Incentives				2
NCC 3	Duties of NCC Cadet				1
NCC 4	NCC Camps: Types & Conduct				2
NATIONAL INTEGRATION AND AWARENESS					4
NI 1	National Integration: Importance & Necessity				1
NI 2	Factors Affecting National Integration				1
NI 3	Unity in Diversity & Role of NCC in Nation Building				1
NI 4	Threats to National Security				1
PERSONALITY DEVELOPMENT					7
PD 1	Self-Awareness, Empathy, Critical & Creative Thinking, Decision Making and Problem Solving				2
PD 2	Communication Skills				3
PD 3	Group Discussion: Stress & Emotions				2
LEADERSHIP					5
L 1	Leadership Capsule: Traits, Indicators, Motivation, Moral Values, Honour Code				3
L 2	Case Studies: Shivaji, Jhasi Ki Rani				2
SOCIAL SERVICE AND COMMUNITY DEVELOPMENT					8
SS 1	Basics, Rural Development Programmes, NGOs, Contribution of Youth				3
SS 4	Protection of Children and Women Safety				1
SS 5	Road / Rail Travel Safety				1
SS 6	New Initiatives				2
SS 7	Cyber and Mobile Security Awareness				1

TOTAL : 30 PERIODS

NCC Credit Course Level 1*

NX3253	(AIR FORCE WING) NCC Credit Course Level - I	L	T	P	C
		2	0	0	2
NCC GENERAL					6
NCC 1	Aims, Objectives & Organization of NCC				1
NCC 2	Incentives				2
NCC 3	Duties of NCC Cadet				1
NCC 4	NCC Camps: Types & Conduct				2
NATIONAL INTEGRATION AND AWARENESS					4
NI 1	National Integration: Importance & Necessity				1
NI 2	Factors Affecting National Integration				1
NI 3	Unity in Diversity & Role of NCC in Nation Building				1
NI 4	Threats to National Security				1
PERSONALITY DEVELOPMENT					7
PD 1	Self-Awareness, Empathy, Critical & Creative Thinking, Decision Making and Problem Solving				2
PD 2	Communication Skills				3
PD 3	Group Discussion: Stress & Emotions				2
LEADERSHIP					5
L 1	Leadership Capsule: Traits, Indicators, Motivation, Moral Values, Honour Code				3
L 2	Case Studies: Shivaji, Jhansi Ki Rani				2
SOCIAL SERVICE AND COMMUNITY DEVELOPMENT					8
SS 1	Basics, Rural Development Programmes, NGOs, Contribution of Youth				3
SS 4	Protection of Children and Women Safety				1
SS 5	Road / Rail Travel Safety				1
SS 6	New Initiatives				2
SS 7	Cyber and Mobile Security Awareness				1
TOTAL : 30 PERIODS					

UNIT I WEAVING AND CERAMIC TECHNOLOGY 3

Weaving Industry during Sangam Age – Ceramic technology – Black and Red Ware Potteries (BRW) – Graffiti on Potteries.

UNIT II DESIGN AND CONSTRUCTION TECHNOLOGY 3

Designing and Structural construction House & Designs in household materials during Sangam Age - Building materials and Hero stones of Sangam age – Details of Stage Constructions in Silappathikaram - Sculptures and Temples of Mamallapuram - Great Temples of Cholas and other worship places - Temples of Nayaka Period - Type study (Madurai Meenakshi Temple)- Thirumalai Nayakar Mahal - Chetti Nadu Houses, Indo - Saracenic architecture at Madras during British Period.

UNIT III MANUFACTURING TECHNOLOGY 3

Art of Ship Building - Metallurgical studies - Iron industry - Iron smelting, steel -Copper and gold-Coins as source of history - Minting of Coins – Beads making-industries Stone beads -Glass beads - Terracotta beads -Shell beads/ bone beats - Archeological evidences - Gem stone types described in Silappathikaram.

UNIT IV AGRICULTURE AND IRRIGATION TECHNOLOGY 3

Dam, Tank, ponds, Sluice, Significance of Kumizhi Thoompu of Chola Period, Animal Husbandry - Wells designed for cattle use - Agriculture and Agro Processing - Knowledge of Sea - Fisheries – Pearl - Conche diving - Ancient Knowledge of Ocean - Knowledge Specific Society.

UNIT V SCIENTIFIC TAMIL & TAMIL COMPUTING 3

Development of Scientific Tamil - Tamil computing – Digitalization of Tamil Books – Development of Tamil Software – Tamil Virtual Academy – Tamil Digital Library – Online Tamil Dictionaries – Sorkuvai Project.

TOTAL : 15 PERIODS**TEXT-CUM-REFERENCE BOOKS**

1. தமிழக வரலாறு – மக்களும் பண்பாடும் – கே.கே. பிள்ளை (வெளியீடு: தமிழ்நாடு பாடநூல் மற்றும் கல்வியியல் பணிகள் கழகம்).
2. கணினித் தமிழ் – முனைவர் இல. சுந்தரம். (விகடன் பிரசுரம்).
3. கீழடி – வைகை நதிக்கரையில் சங்ககால நகர நாகரிகம் (தொல்லியல் துறை வெளியீடு)
4. பொருறை – ஆற்றங்கரை நாகரிகம். (தொல்லியல் துறை வெளியீடு)
5. Social Life of Tamils (Dr.K.K.Pillay) A joint publication of TNTB & ESC and RMRL – (in print)
6. Social Life of the Tamils - The Classical Period (Dr.S.Singaravelu) (Published by: International Institute of Tamil Studies.
7. Historical Heritage of the Tamils (Dr.S.V.Subatamanian, Dr.K.D. Thirunavukkarasu) (Published by: International Institute of Tamil Studies).
8. The Contributions of the Tamils to Indian Culture (Dr.M.Valarmathi) (Published by: International Institute of Tamil Studies.)
9. Keeladi - 'Sangam City Civilization on the banks of river Vaigai' (Jointly Published by: Department of Archaeology & Tamil Nadu Text Book and Educational Services Corporation, Tamil Nadu)
10. Studies in the History of India with Special Reference to Tamil Nadu (Dr.K.K.Pillay) (Published by: The Author)
11. Porunai Civilization (Jointly Published by: Department of Archaeology & Tamil Nadu Text Book and Educational Services Corporation, Tamil Nadu)
12. Journey of Civilization Indus to Vaigai (R.Balakrishnan) (Published by: RMRL) – Reference Book.

அலகு I நெசவு மற்றும் பானைத் தொழில்நுட்பம்: 3
சங்க காலத்தில் நெசவுத் தொழில் - பானைத் தொழில்நுட்பம் - கருப்பு சிவப்பு பாண்டங்கள் - பாண்டங்களில் கீறல் குறியீடுகள்.

அலகு II வடிவமைப்பு மற்றும் கட்டிடத் தொழில்நுட்பம்: 3
சங்க காலத்தில் வடிவமைப்பு மற்றும் கட்டுமானங்கள் & சங்க காலத்தில் வீட்டுப் பொருட்களில் வடிவமைப்பு- சங்க காலத்தில் கட்டுமான பொருட்களும் நடுகல்லும் - சிலப்பதிகாரத்தில் மேடை அமைப்பு பற்றிய விவரங்கள் - மாமல்லபுரச் சிற்பங்களும், கோவில்களும் - சோழர் காலத்துப் பெருங்கோயில்கள் மற்றும் பிற வழிபாட்டுத் தலங்கள் - நாயக்கர் காலக் கோயில்கள் - மாதிரி கட்டமைப்புகள் பற்றி அறிதல், மதுரை மீனாட்சி அம்மன் ஆலயம் மற்றும் திருமலை நாயக்கர் மஹால் - செட்டிநாட்டு வீடுகள் - பிரிட்டிஷ் காலத்தில் சென்னையில் இந்தோ-சாரோசெனிக் கட்டிடக் கலை.

அலகு III உற்பத்தித் தொழில் நுட்பம்: 3
கப்பல் கட்டும் கலை - உலோகவியல் - இரும்புத் தொழிற்சாலை - இரும்பை உருக்குதல், எஃகு - வரலாற்றுச் சான்றுகளாக செம்பு மற்றும் தங்க நாணயங்கள் - நாணயங்கள் அச்சடித்தல் - மணி உருவாக்கும் தொழிற்சாலைகள் - கல்மணிகள், கண்ணாடி மணிகள் - சுடுமண் மணிகள் - சங்கு மணிகள் - எலும்புத்துண்டுகள் - தொல்லியல் சான்றுகள் - சிலப்பதிகாரத்தில் மணிகளின் வகைகள்.

அலகு IV வேளாண்மை மற்றும் நீர்ப்பாசனத் தொழில் நுட்பம்: 3
அணை, ஏரி, குளங்கள், மதகு - சோழர்காலக் குழுழித் தூம்பின் முக்கியத்துவம் - கால்நடை பராமரிப்பு - கால்நடைகளுக்காக வடிவமைக்கப்பட்ட கிணறுகள் - வேளாண்மை மற்றும் வேளாண்மைச் சார்ந்த செயல்பாடுகள் - கடல்சார் அறிவு - மீன்வளம் - முத்து மற்றும் முத்துக்குளித்தல் - பெருங்கடல் குறித்த பண்டைய அறிவு - அறிவுசார் சமூகம்.

அலகு V அறிவியல் தமிழ் மற்றும் கணித்தமிழ்: 3
அறிவியல் தமிழின் வளர்ச்சி - கணித்தமிழ் வளர்ச்சி - தமிழ் நூல்களை மின்பதிப்பு செய்தல் - தமிழ் மென்பொருட்கள் உருவாக்கம் - தமிழ் இணையக் கல்விக்கழகம் - தமிழ் மின் நூலகம் - இணையத்தில் தமிழ் அகராதிகள் - சொற்குவைத் திட்டம்.

TOTAL : 15 PERIODS

TEXT-CUM-REFERENCE BOOKS

1. தமிழக வரலாறு - மக்களும் பண்பாடும் - கே.கே. பிள்ளை (வெளியீடு: தமிழ்நாடு பாடநூல் மற்றும் கல்வியியல் பணிகள் கழகம்).
2. கணினித் தமிழ் - முனைவர் இல. சுந்தரம். (விகடன் பிரசுரம்).
3. கீழடி - வைகை நதிக்கரையில் சங்ககால நகர நாகரிகம் (தொல்லியல் துறை வெளியீடு)
4. பொருறை - ஆற்றங்கரை நாகரிகம். (தொல்லியல் துறை வெளியீடு)
5. Social Life of Tamils (Dr.K.K.Pillay) A joint publication of TNTB & ESC and RMRL - (in print)
6. Social Life of the Tamils - The Classical Period (Dr.S.Singaravelu) (Published by: International Institute of Tamil Studies).
7. Historical Heritage of the Tamils (Dr.S.V.Subatamanian, Dr.K.D. Thirunavukkarasu) (Published by: International Institute of Tamil Studies).
8. The Contributions of the Tamils to Indian Culture (Dr.M.Valarmathi) (Published by: International

Institute of Tamil Studies.)

9. Keeladi - 'Sangam City Civilization on the banks of river Vaigai' (Jointly Published by: Department of Archaeology & Tamil Nadu Text Book and Educational Services Corporation, Tamil Nadu)
10. Studies in the History of India with Special Reference to Tamil Nadu (Dr.K.K.Pillay) (Published by: The Author)
11. Porunai Civilization (Jointly Published by: Department of Archaeology & Tamil Nadu Text Book and Educational Services Corporation, Tamil Nadu)
12. Journey of Civilization Indus to Vaigai (R.Balakrishnan) (Published by: RMRL) – Reference Book.

GE3271

ENGINEERING PRACTICES LABORATORY

**L T P C
0 0 4 2**

COURSE OBJECTIVES:

The main learning objective of this course is to provide hands on training to the students in:

1. Drawing pipe line plan; laying and connecting various pipe fittings used in common household plumbing work; Sawing; planing; making joints in wood materials used in common household wood work.
2. Wiring various electrical joints in common household electrical wire work.
3. Welding various joints in steel plates using arc welding work; Machining various simple processes like turning, drilling, tapping in parts; Assembling simple mechanical assembly of common household equipments; Making a tray out of metal sheet using sheet metal work.
4. Soldering and testing simple electronic circuits; Assembling and testing simple electronic components on PCB.

GROUP – A (CIVIL & ELECTRICAL)

PART I CIVIL ENGINEERING PRACTICES 15

PLUMBING WORK:

- a) Connecting various basic pipe fittings like valves, taps, coupling, unions, reducers, elbows and other components which are commonly used in household.
- b) Preparing plumbing line sketches.
- c) Laying pipe connection to the suction side of a pump
- d) Laying pipe connection to the delivery side of a pump.
- e) Connecting pipes of different materials: Metal, plastic and flexible pipes used in household appliances.

WOOD WORK:

- a) Sawing,
- b) Planing and
- c) Making joints like T-Joint, Mortise joint and Tenon joint and Dovetail joint.

Wood Work Study:

- a) Studying joints in door panels and wooden furniture
- b) Studying common industrial trusses using models.

PART II ELECTRICAL ENGINEERING PRACTICES 15

- a) Introduction to switches, fuses, indicators and lamps - Basic switch board wiring with lamp, fan and three pin socket
- b) Staircase wiring
- c) Fluorescent Lamp wiring with introduction to CFL and LED types.
- d) Energy meter wiring and related calculations/ calibration

- e) Study of Iron Box wiring and assembly
- f) Study of Fan Regulator (Resistor type and Electronic type using Diac/Triac/quadrac)
- g) Study of emergency lamp wiring/Water heater

GROUP – B (MECHANICAL AND ELECTRONICS)

PART III MECHANICAL ENGINEERING PRACTICES 15

WELDING WORK:

- a) Welding of Butt Joints, Lap Joints, and Tee Joints using arc welding.
- b) Practicing gas welding.

BASIC MACHINING WORK:

- a) (simple)Turning.
- b) (simple)Drilling.
- c) (simple)Tapping.

ASSEMBLY WORK:

- a) Assembling a centrifugal pump.
- b) Assembling a household mixer.
- c) Assembling an airconditioner.

SHEET METAL WORK:

- a) Making of a square tray

FOUNDRY WORK:

- a) Demonstrating basic foundry operations.

PART IV ELECTRONIC ENGINEERING PRACTICES 15

SOLDERING WORK:

- a) Soldering simple electronic circuits and checking continuity.

ELECTRONIC ASSEMBLY AND TESTING WORK:

- a) Assembling and testing electronic components on a small PCB.

ELECTRONIC EQUIPMENT STUDY:

- a) Study an elements of smart phone..
- b) Assembly and dismantle of LED TV.
- c) Assembly and dismantle of computer/ laptop

TOTAL : 60 PERIODS

COURSE OUTCOMES:

Upon completion of this course, the students will be able to:

CO1:Draw pipe line plan; lay and connect various pipe fittings used in common household plumbing work; Saw; plan; make joints in wood materials used in common household wood work.

CO2:Wire various electrical joints in common household electrical wire work.

CO3:Weld various joints in steel plates using arc welding work; Machine various simple processes like turning, drilling, tapping in parts; Assemble simple mechanical assembly of common household equipments; Make a tray out of metal sheet using sheet metal work.

CO4:Solder and test simple electronic circuits; Assemble and test simple electronic components on PCB.

MAPPING OF COs WITH POs AND PSOs

COs	POs												PSOs		
	PO1	PO2	PO3	PO4	PO5	PO6	PO7	PO8	PO9	PO10	PO11	PO12	PS01	PS02	PS03
1	3	2			1	1	1					2	2	1	1
2	3	2			1	1	1					2	2	1	1
3	3	2			1	1	1					2	2	1	1
Avg.	3	2			1	1	1					2	2	1	1

EE3271

ELECTRIC CIRCUITS LABORATORY

L T P C
0 0 4 2

COURSE OBJECTIVES:

- To simulate various electric circuits using Pspice/ Matlab/e-Sim / Scilab
- To gain practical experience on electric circuits and verification of theorems

LIST OF EXPERIMENTS

Familiarization of various electrical components, sources and measuring instruments

1. Simulation and experimental verification of series and parallel electrical circuit using fundamental laws.
2. Simulation and experimental verification of electrical circuit problems using Thevenin's theorem.
3. Simulation and experimental verification of electrical circuit problems using Norton's theorem.
4. Simulation and experimental verification of electrical circuit problems using Superposition theorem.
5. Simulation and experimental verification of Maximum Power transfer theorem.
6. Simulation and Experimental validation of R-C,R-L and RLC electric circuit transients
7. Simulation and Experimental validation of frequency response of RLC electric circuit.
8. Design and implementation of series and parallel resonance circuit.
9. Simulation and experimental verification of three phase balanced and unbalanced star, delta networks circuit (Power and Power factor calculations).

TOTAL: 60 PERIODS

COURSE OUTCOMES:

- CO1: Use simulation and experimental methods to verify the fundamental electrical laws for the given DC/AC circuit (Ex 1)
- CO2: Use simulation and experimental methods to verify the various electrical theorems (Superposition, Thevenin, Norton and maximum power transfer) for the given DC/AC circuit (Ex 2-5)
- CO3: Analyze transient behavior of the given RL/RC/RLC circuit using simulation and experimental methods (Ex 6)
- CO4: Analyze frequency response of the given series and parallel RLC circuit using simulation and experimentation methods (Ex 7-8)
- CO5: Analyze the performance of the given three-phase circuit using simulation and experimental methods (Ex 9)

MAPPING OF COs WITH POs AND PSOs

COs	POs												PSOs		
	PO1	PO2	PO3	PO4	PO5	PO6	PO7	PO8	PO9	PO10	PO11	PO12	PS01	PS02	PS03
CO1	3	3	3	3	3		2	1.5	3			3	3	3	2
CO2	3	3	3	3	3		2	1.5	3			3	3	3	2
CO3	3	3	3	3	3		2	1.5	3			3	3	3	2
CO4	3	3	3	3	3		2	1.5	3			3	3	3	2
CO5	3	3	3	3	3		2	1.5	3			3	3	3	2
AVG.	3	3	3	3	3		2	1.5	3			3	3	3	2

GE3272

COMMUNICATION LABORATORY

LT P C

0 0 4 2

COURSE OBJECTIVES

- To identify varied group discussion skills and apply them to take part in effective discussions in a professional context.
- To analyse concepts and problems and make effective presentations explaining them clearly and precisely.
- To be able to communicate effectively through formal and informal writing.
- To be able to use appropriate language structures to write emails, reports and essays
- To give instructions and recommendations that are clear and relevant to the context

UNIT I

12

Speaking-Role Play Exercises Based on Workplace Contexts, - talking about competition-discussing progress toward goals-talking about experiences- talking about events in life-discussing past events-Writing: writing emails (formal & semi-formal).

UNIT II

12

Speaking: discussing news stories-talking about frequency-talking about travel problems-discussing travel procedures- talking about travel problems- making arrangements-describing arrangements-discussing plans and decisions- discussing purposes and reasons- understanding common technology terms-Writing: - writing different types of emails.

UNIT III

12

Speaking: discussing predictions-describing the climate-discussing forecasts and scenarios-talking about purchasing-discussing advantages and disadvantages- making comparisons-discussing likes and dislikes- discussing feelings about experiences-discussing imaginary scenarios Writing: short essays and reports-formal/semi-formal letters.

UNIT IV

12

Speaking: discussing the natural environment-describing systems-describing position and movement- explaining rules-(example- discussing rental arrangements)- understanding technical instructions-Writing: writing instructions-writing a short article.

UNIT V**12**

Speaking: describing things relatively-describing clothing-discussing safety issues(making recommendations) talking about electrical devices-describing controlling actions- Writing: job application(Cover letter + Curriculum vitae)-writing recommendations.

TOTAL: 60 PERIODS**LEARNING OUTCOMES**

At the end of the course, learners will be able

- Speak effectively in group discussions held in formal/semi formal contexts.
- Discuss, analyse and present concepts and problems from various perspectives to arrive at suitable solutions
- Write emails, letters and effective job applications.
- Write critical reports to convey data and information with clarity and precision
- Give appropriate instructions and recommendations for safe execution of tasks

MAPPING OF COs WITH POs AND PSOs

COs	POs												PSOs		
	PO1	PO2	PO3	PO4	PO5	PO6	PO7	PO8	PO9	PO10	PO11	PO12	PS01	PS02	PS03
1	2	3	3	3	1	3	3	3	3	3	3	3	-	-	-
2	2	3	3	3	1	3	3	3	3	3	3	3	-	-	-
3	2	2	3	3	1	3	3	3	3	3	3	3	-	-	-
4	3	3	3	3	3	3	3	3	3	3	3	3	-	-	-
5	3	3	3	3	3	3	3	3	3	3	3	3	-	-	-
Avg.	2.4	2.8	3	3	1.8	3	3	3	3	3	3	3	-	-	-

Assessment Pattern

- One online / app based assessment to test speaking and writing skills
- Proficiency certification is given on successful completion of speaking and writing.

MA3353

TRANSFORMS AND DIFFERENTIAL EQUATIONS
(FOR III - SEMESTER EIE AND ICE)

L T P C
3 1 0 4

COURSE OBJECTIVES:

- To acquaint the students with Differential Equations which are significantly used in engineering problems.
- To introduce the basic concepts of PDE for solving standard partial differential equations.
- To introduce Fourier series analysis which is central to many applications in engineering apart from its use in solving boundary value problems.
- To make the students appreciate the purpose of using transforms to create a new domain in which it is easier to handle the problem that is being investigated.
- To introduce the effective mathematical tools for the solutions of partial differential equations that model several physical processes and to develop Z transform techniques for discrete time systems

UNIT I ORDINARY DIFFERENTIAL EQUATIONS**9 +3**

Higher order linear differential equations with constant coefficients - Method of variation of parameters – Homogenous equation of Euler's and Legendre's type – System of simultaneous linear first order differential equations with constant coefficients - Method of undetermined coefficients.

UNIT II PARTIAL DIFFERENTIAL EQUATIONS**9 +3**

Formation of partial differential equations – Solutions of standard types of first order partial differential equations - First order partial differential equations reducible to standard types- Lagrange's linear equation - Linear partial differential equations of second and higher order with constant coefficients of both homogeneous and non-homogeneous types.

UNIT III FOURIER SERIES**9 +3**

Dirichlet's conditions – General Fourier series – Odd and even functions – Half range sine series and cosine series – Root mean square values - Parseval's identity – Harmonic analysis.

UNIT IV LAPLACE TRANSFORMS**9 +3**

Existence conditions – Transforms of elementary functions – Transform of unit step function and unit impulse function – Basic properties – Shifting theorems -Transforms of derivatives and integrals – Initial and final value theorems – Inverse transforms – Convolution theorem – Transform of periodic functions – Application to solution of linear second order ordinary differential equations with constant coefficients.

UNIT V Z - TRANSFORMS AND DIFFERENCE EQUATIONS**9 +3**

Z-transforms - Elementary properties – Convergence of Z-transforms - Initial and final value theorems - Inverse Z-transform using partial fraction and convolution theorem - Formation of difference equations – Solution of difference equations using Z - transforms.

TOTAL : 60 PERIODS**COURSE OUTCOMES:****Students able to**

- CO1 To acquaint the students with Differential Equations which are significantly used in engineering problems.
- CO2 Understand how to solve the given standard partial differential equations
- CO3 Solve differential equations using Fourier series analysis which plays a vital role in engineering applications.
- CO4 Appreciate the physical significance of Fourier series techniques in solving one and two dimensional heat flow problems and one dimensional wave equations.
- CO5 Understand the mathematical principles on transforms and partial differential equations would provide them the ability to formulate and solve some of the physical problems of engineering.
- CO6 Use the effective mathematical tools for the solutions of partial differential equations by using Z transform techniques for discrete time systems.

TEXT BOOKS:

1. Grewal B.S., "Higher Engineering Mathematics", 44th Edition, Khanna Publishers, New Delhi, 2018.
2. Kreyszig E, "Advanced Engineering Mathematics ", 10th Edition, John Wiley, New Delhi, India, 2016.

REFERENCES:

1. Andrews. L.C and Shivamoggi. B, "Integral Transforms for Engineers" SPIE Press, 1999.
2. Bali. N.P and Manish Goyal, "A Textbook of Engineering Mathematics", 10th Edition, Laxmi Publications Pvt. Ltd, 2015.
3. James. G., "Advanced Modern Engineering Mathematics", 4th Edition, Pearson Education, New Delhi, 2016.
4. Narayanan. S., Manicavachagom Pillay.T.K and Ramanaiah.G "Advanced Mathematics for Engineering Students", Vol. II & III, S.Viswanathan Publishers Pvt. Ltd, Chennai, 1998.
5. Ramana. B.V., "Higher Engineering Mathematics", McGraw Hill Education Pvt. Ltd, New Delhi, 2018.
6. Wylie. R.C. and Barrett . L.C., "Advanced Engineering Mathematics" Tata McGraw Hill Education Pvt. Ltd, 6th Edition, New Delhi, 2012.

MAPPING OF COs WITH POs AND PSOs

COs	POs												PSOs		
	PO01	PO02	PO03	PO04	PO05	PO06	PO07	PO08	PO09	PO10	PO11	PO12	PSO1	PSO2	PSO3
CO1	3	3	2	0	0	0	0	0	2	0	0	2	-	-	-
CO2	3	3	2	0	0	0	0	0	2	0	0	2	-	-	-
CO3	3	3	2	0	0	0	0	0	2	0	0	2	-	-	-
CO4	3	3	2	0	0	0	0	0	2	0	0	2	-	-	-
CO5	3	3	3	0	0	0	0	0	2	0	0	2	-	-	-
CO6	3	3	3	0	2	0	0	0	2	0	0	2	-	-	-
Avg.	3	3	3	0	2	0	0	0	2	0	0	2	-	-	-

EI3351

ANALOG ELECTRONICS

L	T	P	C
3	0	0	3

COURSE OBJECTIVES:

- To understand the structure, operation and applications of electronic devices.
- To familiarize biasing of BJT & JFET devices.
- To explore the frequency response of amplifiers in various configurations.
- To learn the function of power amplifiers and negative feedback amplifiers.
- To design RC and LC tuned oscillators for a given frequency.

UNIT I PN JUNCTION DEVICES(8+1 SKILL) 9

PN junction diode – structure, operation and V-I characteristics, Transition and Diffusion capacitances – Rectifiers – Half Wave and Full Wave Rectifier with capacitor filter. Zener diode – reverse characteristics – Zener as voltage regulator, Display devices – LED, Laser diode, Photo diode.

UNIT II BJT AND SMALL SIGNAL AMPLIFIERS(8+1 SKILL) 9

BJT - structure, operation of NPN and PNP transistor, Input and output characteristics of CE, CB and CC configurations. DC Load Line and operating point, Need for biasing – Bias stabilization -Fixed and Voltage divider biasing. Single stage BJT amplifiers – AC analysis of CE and CC amplifier with Voltage divider bias using h-parameters - Gain and frequency response.

UNIT III FIELD EFFECT TRANSISTORS AND THYRISTORS(8+1 SKILL) 9

JFET, MOSFET - structure, operation and characteristics, JFET Biasing - self and voltage divider biasing. FET small signal model - Analysis of CS,CG and Source follower. Thyristor - SCR operation and characteristics, UJT - operation and characteristics.

UNIT IV DIFFERENTIALAMPLIFIERSANDLARGESIGNALAMPLIFIERS(8+1 SKILL) 9

Cascade amplifier, BJT Differential amplifier – DC and AC analysis of common mode gain, differential mode gain and CMRR - Single tuned amplifier - construction, operation and frequency response. Power amplifiers – class A, class B and class C (Qualitative analysis only).

UNIT V FEEDBACK AMPLIFIERS AND OSCILLATORS(8+1 SKILL) 9

Feedback concepts, feedback topologies - voltage / current, series / shunt feedback - Transfer gain with feedback - effect of negative feedback on R_i and R_o – Condition for oscillations, RC phase shift, Wien bridge, Hartley, Colpitts and Crystal oscillators.

TOTAL 45 PERIODS

SKILL DEVELOPMENT ACTIVITIES (Group Seminar/Mini Project/Assignment/Content Preparation / Quiz/ Surprise Test / Solving GATE questions/ etc) 5

1. Interpretation of Data Sheet of transistors and diodes with respect to their Static and Dynamic Characteristics.
2. Familiarization of any one relevant software tool (MATLAB/ SCILAB/ LABVIEW/ Proteus/ Equivalent open source software)
3. Design and verification of simple signal conditioning circuit thro simulation.
4. Realization of signal conditioning circuit in hardware
5. Introduction to other advanced logic circuits not covered in the above syllabus

COURSE OUTCOMES:

- CO1 Explain the operation and characteristics of PN junction diode, Zener diode, LED and Laser diode. (L2)
- CO2 Formulate the expression for voltage gain, current gain, input resistance and output resistance of a BJT CE and CC amplifier using h-parameter model. (L5)
- CO3 Formulate the expression for voltage gain, input resistance and output resistance of FET amplifier under CS,CG and Source follower. (L5)
- CO4 Explain the operation of cascade amplifier, differential amplifier, single tuned amplifier and power amplifiers. (L2)
- CO5 Analyze the operation of negative feedback amplifiers and to design RC and LC tuned Oscillators for a given frequency range. (L4)

TEXT BOOKS:

1. Sedra and smith, "Microelectronic circuits", 8th ed., Oxford University Press 2020.
2. S.Salivahanan,N.SureshKumar,"ElectronicDevicesandCircuits",McGrawHillEducation(India)Private Limited,4thEdition, 2017.
3. David A. Bell, "Electronic Devices and Circuits", Oxford University press higher education, 5th Edition,2008.

REFERENCES:

1. Thomas L.Floyd, "Electronic devices" Conventional current version, Pearson prentice hall,10th Edition,2017.
2. RobertBoylestadandLouisNashelsky., "ElectronDeviceandCircuitTheory"PrenticeHallPrivateLimit ed,11thedition, 2017.
3. Jacob Millman, Christos C Halkias, SatyabrataJit, 'Electronic Devices and circuits',McGraw Hill education, 4th edition, 2015.
4. BalbirKumar,Shail.B.Jain,"Electronicdevicesandcircuits"PHIlearningprivatelimited,2nd Edition2014.
5. SedhaR.S, "ATextBookofAppliedElectronics", S.Chand&companyLtd.,Revisededition, 2013.

List of Open Source Software/ Learning website:

1. <https://nptel.ac.in/courses/117101105>.
2. https://www.google.com/url?sa=t&source=web&rct=j&url=https://picture.iczhiku.com/resource/etop/WhkgDOyuhjJsYvMv.pdf&ved=2ahUKEwLzOTqhu4AhX_-TgGHefXBp0QFnoECAgQAQ&usg=AOvVaw0RFLaVznmh0NUI_3W3zqwzU
3. <https://nptel.ac.in/courses/117106030>
4. <https://nptel.ac.in/courses/117102012>
5. <https://nptel.ac.in/courses/117106093>
6. https://www.google.com/url?sa=t&source=web&rct=j&url=http://in.ncu.edu.tw/ncume_ee/harvardes154/lect_20_stability.pdf&ved=2ahUKEwjnlSXiOj4AhWqSWwGHRGkDxMQFnoECAMQAQ&usg=AOvVaw3YU37qK9qkYUf-ptaeD4D0

MAPPING OF COs WITH POs AND PSOs

CO's	PO's												PSO's		
	1	2	3	4	5	6	7	8	9	10	11	12	1	2	3
1	2	2	1	1	1	1	1	1	1	1	1	1	1	1	1
2	3	3	3	3	1	1	1	1	1	1	1	1	1	1	1
3	3	3	3	3	1	1	1	1	1	1	1	1	1	1	1
4	2	2	1	1	1	1	1	1	1	1	1	1	1	1	1
5	3	3	3	2	1	1	1	1	1	1	1	1	1	1	1
Avg.	2.1	2.1	1.83	1.6	1	1	1	1	1	1	1	1	1	1	1

1- low, 2-medium, 3-high, '-'- no correlation

EI3352

DIGITAL SYSTEM DESIGN AND APPLICATIONS

L T P C

2 1 0 3

COURSE OBJECTIVES:

- To study various number systems and basic theorems of Boolean algebra and gate level minimization and implementation.
- To outline the formal procedures for the analysis and design of combinational circuits
- To analyze and design synchronous sequential circuits.
- To introduce the concept of asynchronous sequential circuits, PLCs and Logic Families.
- To introduce digital simulation techniques for development of application oriented logic circuit.

UNIT I BOOLEAN ALGEBRA AND GATE LEVEL MINIMIZATION (8+1 SKILL) 9

Review of number systems, types and conversion, binary codes, error detection and correction codes (Parity and Hamming code). Boolean theorems and properties – Boolean functions - Logic gates – Gate Level Minimization using Karnaugh Map, SOP & POS simplification, Don't Care conditions. Implementations of Logic Functions using gates-NAND–NOR implementations.

UNIT II COMBINATIONAL LOGIC (8+1 SKILL) 9

Design of adders, subtractors, Multiplexers - Combinational logic design using Multiplexers - Demultiplexers and their use in combinational logic design –2 bit Magnitude comparator, Code Converters - BCD to Binary and Binary to BCD, Encoder, Priority Encoder - Decimal to BCD, Octal to Binary, Decoders- BCD to Decimal and BCD to Seven Segment display decoder.

UNIT III SYNCHRONOUS SEQUENTIAL LOGIC (8+1 SKILL) 9

Sequential logic - SR, JK, JKMS, D and T flip flops – characteristics and excitation table - level triggering and edge triggering - counters - asynchronous and synchronous type - Modulo counters - Shift registers - design of synchronous sequential circuits – Moore and Mealy models- state diagram; state reduction; state assignment.

UNIT IV ASYNCHRONOUS SEQUENTIAL CIRCUITS, MEMORY AND LOGIC FAMILIES (8+1 SKILL) 9

Asynchronous sequential logic circuits - Transition and flow table - race conditions, hazards & errors in digital circuits; analysis of asynchronous sequential logic circuits. Memories: PROM, PLA – PAL, CPLD - FPGA. Digital Logic gate realization and characteristics of TTL, ECL, CMOS families.

UNIT V VHDL (8+1 SKILL)

9

RTL Design – combinational logic – Sequential circuit – Operators – Introduction to Packages – Subprograms – Test bench. (Simulation /Tutorial Examples: adders, counters, flip flops, Multiplexers & De multiplexers).

TOTAL 45 PERIODS

SKILL DEVELOPMENT ACTIVITIES (Group Seminar/Mini Project/Assignment/Content Preparation / Quiz/ Surprise Test / Solving GATE questions/ etc)

5

1. Interpretation of Data Sheet of all logic gates.
2. Familiarization of any one relevant software tool (MATLAB/ SCILAB/ LABVIEW/ Proteus/ Equivalent open source software).
3. Design and verification of simple signal conditioning circuit thro simulation.
4. Realization of signal conditioning circuit in hardware.
5. Introduction to other advanced logic circuits not covered in the above syllabus.

COURSE OUTCOMES:

- CO1 Convert various types of codes and number system & gate level implementation of Boolean functions.(L2)
- CO2 Apply K –Map for simplification and implementation of combinational logic circuit (L3)
- CO3 Design the synchronous Sequential logic circuits namely counters, registers etc, (L5)
- CO4 Analyze the asynchronous sequential circuits and explain the operation of memories and digital logic families (L4)
- CO5 Design the VHDL coding for combinational logic and Sequential circuits. (L5)

TEXT BOOKS:

1. M. Morris Mano, Michael D. Ciletti, “Digital Design: With an Introduction to the Verilog HDL, VHDL, and System Verilog” Pearson India, 6th Edition, 2018.
2. Comer “Digital Logic & State Machine Design, Oxford,3rd Edition, 2016.

REFERENCES:

1. D.P.Kothari, J.S.Dhillon “Digital Circuits and Design” Pearson Education, 2016
2. Mandal, “Digital Electronics Principles & Application, McGrawHill, 2013.
3. William Keitz, Digital Electronics-A Practical Approach with VHDL, Pearson, 2013
4. Raj Kamal “Digital Systems – Principles and Design” Pearson Education India, 2012.
5. James W. Bignel, Digital Electronics, Cengage learning, 5th Edition, 2007.

List of Open Source Software/ Learning website:

1. <https://nptel.ac.in/courses/117106114>
2. <https://nptel.ac.in/courses/117106086>
3. <https://nptel.ac.in/courses/106102181>
4. <https://archive.nptel.ac.in/courses/108/105/108105132/>.

MAPPING OF COs WITH POs AND PSOs

CO's	PO's												PSO's		
	1	2	3	4	5	6	7	8	9	10	11	12	1	2	3
1	2	2	2	1	1	1	1	1	1	1	1	1	1	2	1
2	3	2	2	2	1	1	1	1	1	1	1	1	1	2	1
3	3	3	3	3	1	1	1	1	1	1	1	1	1	2	1
4	3	3	3	2	1	1	1	1	1	1	1	1	1	2	1
5	3	3	3	3	1	1	1	1	1	1	1	1	1	2	1
AVg.	2.3	2.16	2.16	1.83	1	1	1	1	1	1	1	1	1	2	1

1-low, 2-medium, 3-high, ‘-‘- no correlation

COURSE OBJECTIVES:

- To know the methods of measurement, classification of transducers and to analyze error.
- To understand the behavior of transducers under static and dynamic conditions and hence to model the transducer.
- Get exposed to different types of resistive transducers and their application areas.
- To acquire knowledge on capacitive and inductive transducers.
- To gain knowledge on variety of transducers and get introduced to MEMS and Smart transducers.

UNIT I SCIENCE OF MEASUREMENTS AND CLASSIFICATION OF TRANSDUCERS (8+1 SKIL) 9

Units and standards – Static calibration – Classification of errors, Limiting error and probable error – Error analysis – Statistical methods – Odds and uncertainty – Classification of transducers – Selection of transducers.

UNIT II CHARACTERISTICS OF TRANSDUCERS (8+1 SKILL) 9

Static characteristics: - Accuracy, precision, resolution, sensitivity, linearity, span and range. Dynamic characteristics: Mathematical model of transducer, Zero, I and II order transducers, Response to impulse, step, ramp and sinusoidal inputs.

UNIT III VARIABLE RESISTANCE TRANSDUCERS (8+1 SKILL) 9

Principle of operation, construction details, characteristics and applications of potentiometer, strain gauge, resistance thermometer, thermistor, hot-wire anemometer, piezo-resistive sensor and humidity sensor.

UNIT IV VARIABLE INDUCTANCE AND CAPACITANCE TRANSDUCERS (8+1 SKILL) 9

Inductive transducers: – Principle of operation, construction details, characteristics and applications of LVDT, Induction potentiometer – variable reluctance transducers – Synchros – Microsyn – Principle of operation, construction details. Characteristics of Capacitive transducers – different types & signal conditioning – Applications: - capacitor microphone, capacitive pressure sensor, proximity sensor.

UNIT V OTHER SENSORS AND TRANSDUCERS (8+1 SKILL) 9

Piezoelectric transducer – Hall Effect transducer – Magneto elastic sensor – Digital transducers – Fiber optic sensors -Smart Sensors - Film sensor, MEMS & Nano Sensors, LASER sensors - Environmental Monitoring sensors (Water Quality & Air pollution).

TOTAL: 45 PERIODS**SKILL DEVELOPMENT ACTIVITIES (Group Seminar/Mini Project/Assignment/Content****Preparation / Quiz/ Surprise Test / Solving GATE questions/ etc) 5**

1. Interpretation of Data Sheet of sensors with respect to their Static and Dynamic Characteristics.
2. Selection of Sensors for applications.
3. Familiarization of any one relevant software tool (MATLAB/ SCILAB/ LABVIEW/ Proteus/ Equivalent open source software).
4. Design and verification of simple signal conditioning circuit thro simulation.
5. Realization of signal conditioning circuit in hardware.
6. Introduction to other advanced sensors not covered in the above syllabus.

COURSE OUTCOMES:

Students able to

- CO1 Understand the working principles of various types of transducers (L2).
- CO2 Gain knowledge on the application areas of different sensors (L2).
- CO3 Select the right sensor/transducer for a given application (L3).
- CO4 Determine the static and dynamic characteristics of transducers using software packages (L4)
- CO5 Design simple signal conditioning circuits for the R,L and C type of sensors (L3).
- CO6 Summarize the advanced sensor technologies and sensors for specific applications.(L2)

TEXT BOOKS:

1. Ernest O Doebelin, "Measurement Systems – Applications and Design", Tata McGraw-Hill, 2019.
2. Patranabis D, "Sensors & Transducers", 2nd Edition, PHI, New Delhi, 2011.
3. R. K. Jain, "Mechanical and Industrial measurements" Khanna Publishers, 2017

REFERENCES:

1. BelaG.Liptak Instrument Engineers' Handbook, Process Measurement and Analysis, 4th Edition, Vol. 1, ISA/CRC Press, 2003.
2. John Turner and Martyn Hill "Instrumentation for Engineers and Scientists", Process Measurement and Analysis, 4th Edition, Vol. 1, ISA/CRC Press, 2003.
3. Richard Zurawski "Industrial Communication Technology Handbook", 2nd edition, CRC Press, 2017.
4. NeubertH.K.P.Instrument Transducers – An Introduction to their Performance and Design Oxford University Press, Cambridge, 2003.

List of Open Source Software/ Learning website:

1. <http://nptel.iitm.ac.in/courses.php>
2. <http://www.nptelvideos.in/2012/11/industrial-instrumentation.html>
3. <https://nptel.ac.in/content/storage2/courses/112103174/pdf/mod2.pdf>
4. <https://instrumentationtools.com/tag/sensors-and-transducers-nptel-pdf>
5. <https://www.analog.com>
6. <https://electronics-tutorials.ws/io/io->
7. <https://www.cse.wustl.edu/~lu/cse521s/Slides/wirelesschart.pdf>

MAPPING OF COs WITH POs AND PSO's

CO's	PO's												PSO's		
	1	2	3	4	5	6	7	8	9	10	11	12	1	2	3
CO1	2	2	2	2	1	1	1	1	1	1	1	2	3	2	1
CO2	2	2	2	2	1	1	1	1	1	1	1	2	3	2	1
CO3	3	2	2	2	1	1	1	1	1	1	1	2	3	2	1
CO4	3	3	3	2	1	1	1	1	1	1	1	2	3	2	1
CO5	3	2	2	2	1	1	1	1	1	1	1	2	3	2	1
CO6	2	2	2	2	1	1	1	1	1	1	1	2	3	2	1
AVg.	2.5	2.16	2.16	2	1	1	1	1	1	1	1	2	3	2	1

1-low, 2-medium, 3-high, '-' - no correlation

EI3354	LINEAR INTEGRATED CIRCUITS AND APPLICATIONS	L	T	P	C
		3	0	0	3

COURSE OBJECTIVES:

- To discuss the IC fabrication procedure.
- To learn the characteristics of Op-Amp.
- To design and construct the basic applications of Op-amp.
- To interpret the internal functional blocks and the applications of special ICs.
- To illustrate the operation of application ICs

UNIT I IC FABRICATION (8+1 SKILL) 9

IC classification - fundamentals of monolithic IC technology – basic planar processes - fabrication of typical circuit - Fabrication of diodes, resistance, capacitance and FETs.

UNIT II CHARACTERISTICS AND APPLICATIONS OF OPAMP (8+1 SKILL) 9

Ideal Op-Amp - DC and AC characteristics - Basic applications of Op-Amp – Inverting and Non-inverting Amplifiers, summer, , differentiator and integrator - Op-Amp circuits using Diodes - peak detector, clippers, clampers– comparators – Schmitt trigger- multivibrators - waveform generators – First order and second order Low pass and high pass active filters.

UNIT III SPECIAL ICs(8+1 SKILL) 9

555 Timer - Functional block, characteristics – IC NE/SE 566 Voltage Controlled Oscillator - IC NE/SE 565 Phase Locked Loop - Analog multiplier and Divider IC AD633.

UNIT IV APPLICATION ICs(8+1 SKILL) 9

IC voltage regulators – LM78XX, LM79XX series voltage regulator - LM317, LM723 Variable voltage regulator – μ A78S40 switching regulator - LM 380 power amplifier - ICL 8038 function generator IC- LM 324 Quad op amp.

UNIT V SIGNAL CONDITIONING CIRCUITS (8+1 SKILL) 9

V/I and I/V converters.- differential amplifier Instrumentation amplifier -S/H circuit – DAC and ADC characteristics - D/A converter (R- 2R ladder and weighted resistor types) - A/D converter (Flash and Successive approximation types)- Design of signal conditioning circuit for RTD and strain Gauge.

TOTAL : 45 PERIODS

SKILL DEVELOPMENT ACTIVITIES (Group Seminar/Mini Project/Assignment/Content

Preparation / Quiz/ Surprise Test / Solving GATE questions/ etc) 5

1. Interpretation of Data Sheet of ICs.
2. Familiarization of any one relevant software tool (MATLAB/ SCILAB/ LABVIEW/ Proteus/ Equivalent open source software)
3. Design and verification of simple signal conditioning circuit thro simulation.
4. Realization of signal conditioning circuit in hardware.
5. Introduction to other advanced logic circuits not covered in the above syllabus.

COURSE OUTCOMES:

- CO1 Explain the IC fabrication process and discuss the fabrication of active and passive components. (L2)
- CO2 Compute the gain and output voltage of the given Op-Amp circuits. (L3)
- CO3 Explain the internal functional blocks and applications of ICs 555, 566, 565, and AD633 . (L2)
- CO4 Explain the operation of voltage regulator ICs namely LM78XX, LM79XX, LM317 and LM723. (L2)

CO5 Explain the operation and design of various signal conditioning circuits. (L2)

TEXT BOOKS:

1. D. Roy Choudhury, Shail B. Jain, "Linear Integrated Circuits", 5th Edition, New Age, 2018.
2. Ramakant A. Gayakward, "Op–Amps and Linear Integrated Circuits", 4th Edition, PHI,2015.
3. David A. Bell, 'Operational Amplifiers and Linear ICs, Oxford higher education, 2013.

REFERENCES:

1. Fiore, 'Opamps& Linear Integrated Circuits Concepts & applications', Cengage, 2018.
2. Sergio Franco, 'Design with Operational Amplifiers and Analog Integrated Circuits', McGraw Hill,2016.
3. Jacob Millman, Christos Halkias, Chetan D Parikh, 'Integrated Electronics - Analog and Digital circuits system', McGraw Hill, 2nd edition, 2017.
4. Floyd ,Buchla, 'Fundamentals of Analog Circuits', Pearson, 2013.
5. Robert F.Coughlin, Fredrick F. Driscoll, 'Op-amp and Linear ICs', Pearson, 6th edition, 2012.

List of Open Source Software/ Learning website:

1. <https://www.google.com/url?sa=t&source=web&rct=j&url=https://lecturenotes.in/subject/899/linear-integrated-circuits-and-applications-lica&ved=2ahUKEwjr6e2di-j4AhVETmwGHXi7CjEQFnoECA4QAQ&usg=AOvVaw3rhB8gam3anif-itEmwKX>.
2. https://www.google.com/url?sa=t&source=web&rct=j&url=https://archive.nptel.ac.in/content/storage2/courses/downloads_new/108108111/W0A1.pdf&ved=2ahUKEwiJssC3i-j4AhWCS2wGHabOD4AQFnoECDYQAQ&usg=AOvVaw3NDeqOP88V7iqJ09j9vf4K
3. <https://nptel.ac.in/courses/108108111>

MAPPING OF COs WITH POs AND PSO's

CO's	PO's												PSO's		
	1	2	3	4	5	6	7	8	9	10	11	12	1	2	3
CO1	2	2	1	1	1	1	1	1	1	1	1	1	1	1	1
CO2	3	2	2	2	1	1	1	1	1	1	1	1	1	1	1
CO3	2	2	1	1	1	1	1	1	1	1	1	1	1	1	1
CO4	2	2	1	1	1	1	1	1	1	1	1	1	1	1	1
CO5	2	2	1	1	1	1	1	1	1	1	1	1	1	1	1
AVg.	1.83	2	1	1	1	1	1	1	1	1	1	1	1	1	1

1- low, 2-medium, 3-high, '-'- no correlation

CS3353	C PROGRAMMING AND DATA STRUCTURES	L	T	P	C
		3	0	0	3

COURSE OBJECTIVES:

- To introduce the basics of C programming language.
- To learn the concepts of advanced features of C.
- To understand the concepts of ADTs and linear data structures.
- To know the concepts of non-linear data structure and hashing.
- To familiarize the concepts of sorting and searching techniques.

UNIT I C PROGRAMMING FUNDAMENTALS (8+1 SKILL) 9

Data Types – Variables – Operations – Expressions and Statements – Conditional Statements – Functions – Recursive Functions – Arrays – Single and Multi-Dimensional Arrays.

UNIT II C PROGRAMMING - ADVANCED FEATURES (8+1 SKILL) 9

Structures – Union – Enumerated Data Types – Pointers: Pointers to Variables, Arrays and Functions – File Handling – Preprocessor Directives.

UNIT III LINEAR DATA STRUCTURES (8+1 SKILL) 9

Abstract Data Types (ADTs) – List ADT – Array-Based Implementation – Linked List – Doubly- Linked Lists – Circular Linked List – Stack ADT – Implementation of Stack – Applications – Queue ADT – Priority Queues – Queue Implementation – Applications.

UNIT IV NON-LINEAR DATA STRUCTURES (8+1 SKILL) 9

Trees – Binary Trees – Tree Traversals – Expression Trees – Binary Search Tree – Hashing - Hash Functions – Separate Chaining – Open Addressing – Linear Probing– Quadratic Probing – Double Hashing – Rehashing.

UNIT V SORTING AND SEARCHING TECHNIQUES (8+1 SKILL) 9

Insertion Sort – Quick Sort – Heap Sort – Merge Sort –Linear Search – Binary Search.

TOTAL 45 PERIODS

SKILL DEVELOPMENT ACTIVITIES (Group Seminar/Mini Project/Assignment/Content Preparation / Quiz/ Surprise Test / Solving GATE questions/ etc) 5

COURSE OUTCOMES:

- CO1 Develop C programs for any real world/technical application.
- CO2 Apply advanced features of C in solving problems.
- CO3 Write functions to implement linear and non-linear data structure operations.
- CO4 Suggest and use appropriate linear/non-linear data structure operations for solving a given problem.
- CO5 Appropriately use sort and search algorithms for a given application.
- CO6 Apply appropriate hash functions that result in a collision free scenario for data storage and retrieval.

TEXT BOOKS:

1. Mark Allen Weiss, "Data Structures and Algorithm Analysis in C", Second Edition, Pearson Education, 1997.
2. ReemaThareja, "Programming in C", Second Edition, Oxford University Press, 2016.

REFERENCES:

1. Brian W. Kernighan, Rob Pike, "The Practice of Programming", Pearson Education, 1999.
2. Paul J. Deitel, Harvey Deitel, "C How to Program", Seventh Edition, Pearson Education, 2013.
3. Alfred V. Aho, John E. Hopcroft, Jeffrey D. Ullman, "Data Structures and Algorithms", Pearson Education, 1983.
4. Ellis Horowitz, Sartaj Sahni and Susan Anderson, "Fundamentals of Data Structures", Galgotia, 2008.

List of Open Source Software/ Learning website:

<https://www.coursera.org/specializations/data-structures-algorithms>

<https://nptel.ac.in/courses/112107243>

<https://nptel.ac.in/courses/112105598>

MAPPING OF COs WITH POs AND PSOs

COs	POs												PSOs		
	PO1	PO2	PO3	PO4	PO5	PO6	PO7	PO8	PO9	PO10	PO11	PO12	PSO1	PSO2	PSO3
1	2	3	1	2	2	1	1	-	1	2	1	3	2	1	3
2	1	2	1	2	2	-	-	-	1	1	1	2	2	2	2
3	2	3	1	2	3	-	-	-	1	1	1	2	2	1	2
4	2	1	-	1	1	-	-	-	2	1	1	2	2	3	1
5	1	2	1	2	2	1	1	-	1	2	1	3	2	2	3
Avg.	2	2	1	2	2	1	1	-	1	1	1	2	2	2	2

EI3361

**SEMICONDUCTOR DEVICES AND CIRCUITS
LABORATORY**

**L T P C
0 0 3 1.5**

COURSE OBJECTIVES:

- To understand the behavior of semiconductor devices experimentally.
- To design the amplifiers and oscillators.
- To analyze the rectifier and filters.

LIST OF EXPERIMENTS

1. Characteristics of Semiconductor diode.
2. Characteristics of Zener diode and Zener as series voltage regulator.
3. Single Phase half-wave and full wave rectifiers with capacitive filters.
4. Characteristics of JFET.
5. Characteristics of UJT and generation of saw tooth waveform.
6. Characteristics of a BJT under common emitter and common base configurations.
7. Design and testing of Common Emitter amplifier.
8. Design and testing of Common Source amplifier.
9. Differential amplifier using FET.
10. Design and testing of RC phase shift and LC oscillators.
11. Design and testing of Feedback amplifiers (Any one type)
12. Simulation of rectifier circuits using PSIM/SIMULINK

TOTAL: 45 PERIODS

COURSE OUTCOMES:

AT THE END OF THE COURSE, LEARNERS WILL BE ABLE TO:

- CO1 Determine the Breakdown voltage, forward and reverse resistance of PN junction diode and Zener diode and calculate the ripple factor of rectifier circuits with filter.
- CO2 Calculate the hybrid parameters of BJT under CE and CB configuration
- CO3 Obtain the frequency response of CE amplifier and CS amplifier
- CO4 Obtain the UJT and JFET parameters from the characteristics and also to calculate the gain of differential amplifier using JFET.
- CO5 Design the RC and LC tuned oscillators for a given oscillating frequency.
- CO6 Analyze the input and output performance of the given diode based circuit using simulation tools.

MAPPING OF COs WITH POs AND PSOs

CO's	PO's												PSO's		
	1	2	3	4	5	6	7	8	9	10	11	12	1	2	3
1	3	2	1	-	-	2	-	2	2	1	2	1	1	1	1
2	3	2	1	-	-	2	-	2	2	1	2	1	1	1	1
3	3	2	1	-	-	2	-	2	2	1	2	1	1	1	1
4	3	2	1	-	-	2	-	2	2	1	2	1	1	1	1
5	3	2	1	-	-	2	-	2	2	1	2	1	1	1	1
6	3	3	2	1	1	2	-	2	2	1	2	1	1	1	1
AVg.	3	2.17	1.17	1	1	2		2	2	1	2	1	1	1	1

1-low, 2-medium, 3-high, '-'- no correlation

CS3362

C PROGRAMMING AND DATA STRUCTURES LABORATORY

L T P C

0 0 3 1.5

COURSE OBJECTIVES:

- To develop applications in C
- To implement linear and non-linear data structures
- To understand the different operations of search trees
- To get familiarized to sorting and searching algorithms

LIST OF EXPERIMENTS

1. Practice of C programming using statements, expressions, decision making and iterative statements
2. Practice of C programming using Functions and Arrays
3. Implement C programs using Pointers and Structures
4. Implement C programs using Files
5. Development of real time C applications
6. Array implementation of List ADT
7. Array implementation of Stack and Queue ADTs
8. Linked list implementation of List, Stack and Queue ADTs
9. Applications of List, Stack and Queue ADTs
10. Implementation of Binary Trees and operations of Binary Trees
11. Implementation of Binary Search Trees

12. Implementation of searching techniques
13. Implementation of Sorting algorithms : Insertion Sort, Quick Sort, Merge Sort
14. Implementation of Hashing – any two collision techniques

TOTAL: 45 PERIODS

COURSE OUTCOMES:

At the end of the course, the students will be able to:

- CO1 Use different constructs of C and develop applications
- CO2 Write functions to implement linear and non-linear data structure operations
- CO3 Suggest and use the appropriate linear / non-linear data structure operations for a given problem
- CO4 Apply appropriate hash functions that result in a collision free scenario for data storage and Retrieval
- CO5 Implement Sorting and searching algorithms for a given application

MAPPING OF COs WITH POs AND PSOs

COs	POs												PSOs		
	PO1	PO2	PO3	PO4	PO5	PO6	PO7	PO8	PO9	PO10	PO11	PO12	PSO1	PSO2	PSO3
1	2	3	1	2	2	1	1	-	1	2	1	3	2	1	3
2	1	2	1	2	2	-	-	-	1	1	1	2	2	2	2
3	2	3	1	2	3	-	-	-	1	1	1	2	2	1	2
4	2	1	-	1	1	-	-	-	2	1	1	2	2	3	1
5	1	2	1	2	2	1	1	-	1	2	1	3	2	2	3
Avg.	2	2	1	2	2	1	1	-	1	1	1	2	2	2	2

GE3361

PROFESSIONAL DEVELOPMENT

**L T P C
0 0 2 1**

COURSE OBJECTIVES:

- To be proficient in important Microsoft Office tools: MS WORD, EXCEL, POWERPOINT.
- To be proficient in using MS WORD to create quality technical documents, by using standard templates, widely acceptable styles and formats, variety of features to enhance the presentability and overall utility value of content.
- To be proficient in using MS EXCEL for all data manipulation tasks including the common statistical, logical, mathematical etc., operations, conversion, analytics, search and explore, visualize, interlink, and utilizing many more critical features offered
- To be able to create and share quality presentations by using the features of MS PowerPoint, including: organization of content, presentability, aesthetics, using media elements and enhance the overall quality of presentations.

MS WORD:

10 Hours

- Create and format a document
- Working with tables
- Working with Bullets and Lists
- Working with styles, shapes, smart art, charts
- Inserting objects, charts and importing objects from other office tools
- Creating and Using document templates
- Inserting equations, symbols and special characters
- Working with Table of contents and References, citations
- Insert and review comments
- Create bookmarks, hyperlinks, endnotes footnote
- Viewing document in different modes

Working with document protection and security
Inspect document for accessibility

MS EXCEL:

10 Hours

Create worksheets, insert and format data
Work with different types of data: text, currency, date, numeric etc.
Split, validate, consolidate, Convert data
Sort and filter data
Perform calculations and use functions: (Statistical, Logical, Mathematical, date, Time etc.,)
Work with Lookup and reference formulae
Create and Work with different types of charts
Use pivot tables to summarize and analyse data
Perform data analysis using own formulae and functions
Combine data from multiple worksheets using own formulae and built-in functions to generate results
Export data and sheets to other file formats
Working with macros
Protecting data and Securing the workbook

MS POWERPOINT:

10 Hours

Select slide templates, layout and themes
Formatting slide content and using bullets and numbering
Insert and format images, smart art, tables, charts
Using Slide master, notes and handout master
Working with animation and transitions
Organize and Group slides
Import or create and use media objects: audio, video, animation
Perform slideshow recording and Record narration and create presentable videos

TOTAL: 30 PERIODS

COURSE OUTCOMES:

On successful completion the students will be able to

- Use MS Word to create quality documents, by structuring and organizing content for their day to day technical and academic requirements
- Use MS EXCEL to perform data operations and analytics, record, retrieve data as per requirements and visualize data for ease of understanding
- Use MS PowerPoint to create high quality academic presentations by including common tables, charts, graphs, interlinking other elements, and using media objects.

COURSE OBJECTIVES:

- To introduce the measurement techniques of viscosity, humidity and moisture
- To introduce the measurement of temperature and pressure.
- To introduce the flow measurement techniques.
- To introduce the electrical flow measurement techniques.
- To introduce the level measurement techniques and transmitters.

UNIT I MEASUREMENT OF VISCOSITY, HUMIDITY AND MOISTURE 9

Viscosity: Saybolt viscometer - Rotameter type and Torque type viscometers.

Humidity: Dry and wet bulb psychrometers – Resistive and capacitive type hygrometers – Dew cell – Commercial type dew meter. Moisture: Different methods of moisture measurements – Thermal, Conductivity and Capacitive sensors, Microwave, IR and NMR sensors, Application of moisture measurement - Moisture measurement in solids.

UNIT II TEMPERATURE & PRESSURE MEASUREMENT 9

Definitions and standards – Different types of filled in system thermometers – Bimetallic thermometers – IC sensors – Thermocouples, Signal conditioning for thermocouple, Commercial circuits for cold junction compensation,, Special techniques for measuring high temperature using thermocouple – Radiation methods of temperature measurement – Total radiation pyrometers – Optical pyrometers – Fiber optic sensor for temperature measurement – Thermograph – Temperature sensor selection, Installation and Calibration, Manometers: Different types, Bourdon tube, Bellows, Diaphragms and Capsules, Pressure gauge selection, installation and calibration using dead weight tester.

UNIT III FLOW MEASUREMENT 9

Orifice plate: different types of orifice plates – Cd variation – pressure tapping– Venturi tube – Flow nozzle – Dall tube – Pitot tube, Installation and applications of head flowmeters, Positive displacement flow meters, Rotameter –theory, characteristics, installation and applications, Mass flow meter, Calibration of flow meters: – Dynamic weighing method.

UNIT IV ELECTRICAL TYPE FLOW METERS 9

Principle and constructional details of Electromagnetic flow meter – Ultrasonic flow meters – Laser Doppler anemometer – Vortex shedding flow meter – Target flow meter – Guidelines for selection of flow meter – Open channel flow measurement – Solid flow rate measurement.

UNIT V LEVEL MEASUREMENT AND TRANSMITTER 9

Level measurement: Float gauges - Displacer type, Ultrasonic gauge – Boiler drum level measurement :- Differential pressure method and Hydrastep method - Solid level measurement, Operation of Electronics and Smart transmitters – Principle of operation of flow, level, temperature and pressure transmitters.

TOTAL: 45 PERIODS

SKILL DEVELOPMENT ACTIVITIES (Group Seminar/Mini Project/Assignment/Content

Preparation / Quiz/ Surprise Test / Solving GATE questions/ etc) 5

1. Design of signal conditioning circuits for industrial instruments used for measurement of temperature, pressure, flow, level.
2. Calibration of sensor and transmitters along with uncertainty measurement.
3. Configuration of smart transmitters with HART communicator.
4. Selection, installation and commissioning of transducers

COURSE OUTCOMES:

Upon completion of the course, the student should be able to:

- CO1 Understand Principles and working of Viscosity, Humidity, Moisture, temperature , pressure, flow and level measuring Instruments.(L2)
- CO2 Calibrate temperature, flow , level and Pressure measuring devices .(L3)
- CO3 Apply measurement of Viscosity, Humidity, Moisture, temperature , pressure, flow and level in Industrial Applications.(L3)
- CO4 Select and install Industrial instruments for various applications (L4)
- CO5 Understand various Electrical type Industrial Instruments (L2)

TEXT BOOKS:

1. Doebelin, E.O. and Manik, D.N., "Measurement systems Application and Design", 6thMcGraw-Hill Education Pvt. Ltd,2011.
2. A.K. Sawhney and PuneetSawhney, "Mechanical Measurements and Instrumentation and Control", DhanpatRai& Co. (P) Limited, 2015.

REFERENCES:

1. Liptak, B.G., "Instrumentation Engineers Handbook (Measurement)", CRC Press,2005.
2. Patranabis, D., "Principles of Industrial Instrumentation", 3rd Edition, McGraw-Hill Education,2017.
3. Eckman D.P., "Industrial Instrumentation", Wiley Eastern Limited,1990.
4. Singh,S.K., "Industrial Instrumentation and Control", Tata Mc-Graw-Hill Education Pvt. Ltd., New Delhi,2009.
5. <https://swayam.gov.in/> Principles of Industrial Engineering

List of Open Source Software/ Learning website:

1. <http://instrumentationtoolbox.com>
2. Our instrumentation.com.
3. Home Instrumentation Tools.

MAPPING OF COs WITH POs AND PSOs

CO's	PO's												PSO's		
	1	2	3	4	5	6	7	8	9	10	11	12	1	2	3
CO1	2	1	1	1	1	1	1	1	1	1	1	2	3	3	3
CO2	3	2	2	2	1	1	1	1	1	1	1	2	3	3	3
CO3	3	2	2	2	1	1	1	1	1	1	1	2	3	3	3
CO4	3	3	3	2	1	1	1	1	1	1	1	2	3	3	3
CO5	3	2	2	2	1	1	1	1	1	1	1	2	3	3	3
Avg	2.8	2	2	1.8	1	1	1	1	1	1	1	2	3	3	3

1- low, 2-medium, 3-high, '-'- no correlation

COURSE OBJECTIVES:

- To introduce the control system components and transfer function model with their graphical representation.
- To understand the analysis of system in time domain along with steady state error.
- To introduce frequency response analysis of systems.
- To accord basic knowledge in design of compensators.
- To introduce the state space models.

UNIT I SYSTEMS COMPONENTS AND THEIR REPRESENTATION (11+1 SKILL) 12

Control System: Terminology and Basic Structure- Feed forward and Feedback control theory- Electrical and Mechanical Transfer Function Models-Block diagram Models-Signal flow graphs models-DC and AC servo Systems-Synchro.

UNIT II TIME RESPONSE ANALYSIS (11+1 SKILL) 12

Transient response-steady state response-Measure of performance of the standard first order and second order system-Time domain specifications -Effect on an additional zero and an additional pole-Steady state error - Type number-PID control-Effect of PD, PI, PID control systems.

UNIT III FREQUENCY RESPONSE AND SYSTEM ANALYSIS (11+1 SKILL) 12

Closed loop frequency Response-Performance specification in frequency domain - Bode Plot – Polar Plot- Design of compensators using Bode plots - Cascade lead compensation - Cascade lag compensation- Cascade lag-lead compensation.

UNIT IV CONCEPTS OF STABILITY ANALYSIS (11+1 SKILL) 12

Concept of Stability-Bounded – Input Bounded – Output Bounded-Routh Hurwitz stability Criterion-Relative Stability-Root locus concept-Guidelines for sketching root locus - Nyquist stability criterion.

UNIT V CONTROL SYSTEM ANALYSIS USING STATE VARIABLE METHOD(11+1SKILL) 12

State variable Representation-Conversion of state variable models to transfer Functions-Conversion of transfer functions to state variable Models-Solution of state Equations-Concepts of Controllability and Observability -Equivalence between transfer function and state variable representations.

TOTAL 60 PERIODS**SKILL DEVELOPMENT ACTIVITIES (Group Seminar/Mini Project/Assignment/Content****Preparation / Quiz/ Surprise Test / Solving GATE questions/ etc) 5**

1. Explore various controllers presently used in industries.
2. Develop control structures for industrial processes.
3. Implement the controllers for various transfer functions of industrial systems.
4. Using software tools for practical exposures to the controllers used in industries by undergoing training.
5. Realisation of various stability criterion techniques for economical operation of process.

COURSE OUTCOMES:

- CO1 To represent and develop systems in different forms using the knowledge gained (L5).
- CO2 To analyses the system in time and frequency domain (L4).
- CO3 To discuss the effect of PID controller in closed loop systems (L2).
- CO4 To construct compensator for the linear systems in frequency domain.(L5)
- CO5 To analyses the stability of physical systems(L4).
- CO6 To acquire and analyses knowledge in State variable model for MIMO systems(L4)

TEXT BOOKS:

1. Nagarath, I.J. and Gopal, M., "Control Systems Engineering", New Age International Publishers, 2017.
2. Benjamin C. Kuo, "Automatic Control Systems", Wiley, 2014

REFERENCES:

1. Katsuhiko Ogata, "Modern Control Engineering", Pearson, 2015.
2. Richard C. Dorf and Bishop, R.H., "Modern Control Systems", Pearson Education, 2009.
3. John J.D., Azzo Constantine, H. and HoupisSttuart, N Sheldon, "Linear Control System Analysis and Design with MATLAB", CRC Taylor& Francis Reprint 2009.
4. RamesC.Panda and T. Thyagarajan, "An Introduction to Process Modelling Identification and Control of Engineers", Narosa Publishing House, 2017.
5. M. Gopal, "Control System: Principle and design", McGraw Hill Education, 2012.
6. NPTEL Video Lecture Notes on "Control Engineering "by Prof. S. D. Agashe, IIT Bombay.

List of Open Source Software/ Learning website:

1. <https://nptel.ac.in/courses/112107240>
2. https://onlinecourses.nptel.ac.in/noc20_me25/preview
3. https://onlinecourses.nptel.ac.in/noc20_ee90/preview
4. <https://www.classcentral.com/course/swayam-automatic-control-9850>

MAPPING OF COs WITH POs AND PSOs

CO's	PO's												PSO's		
	1	2	3	4	5	6	7	8	9	10	11	12	1	2	3
CO1	3	3	3	3	1	1	1	3	1	3	1	3	3	3	3
CO2	3	3	3	2	1	1	1	3	1	3	1	3	3	3	3
CO3	2	1	2	1	1	1	1	2	1	2	1	3	3	3	3
CO4	3	3	3	3	1	1	1	3	1	3	1	3	3	3	3
CO5	3	3	3	2	1	1	1	3	1	3	1	3	3	3	3
CO6	3	3	3	2	1	1	1	3	1	3	1	3	3	3	3
AVg.	2.8	2.6	3	2.1	1	1	1	2.8	1	2.8	1	3	3	3	3

1-low, 2-medium, 3-high, '-'- no correlation

PROGRESS THROUGH KNOWLEDGE

GE3451

ENVIRONMENTAL SCIENCES AND SUSTAINABILITY

L T P C

2 0 0 2

COURSE OBJECTIVES:

- To introduce the basic concepts of environment, ecosystems and biodiversity and emphasize on the biodiversity of India and its conservation.
- To impart knowledge on the causes, effects and control or prevention measures of environmental pollution and natural disasters.
- To facilitate the understanding of global and Indian scenario of renewable and nonrenewable resources, causes of their degradation and measures to preserve them.
- To familiarize the concept of sustainable development goals and appreciate the interdependence of economic and social aspects of sustainability, recognize and analyze climate changes, concept of carbon credit and the challenges of environmental management.
- To inculcate and embrace sustainability practices and develop a broader understanding on green materials, energy cycles and analyze the role of sustainable urbanization.

UNIT I ENVIRONMENT AND BIODIVERSITY 6

Definition, scope and importance of environment – need for public awareness. Eco-system and Energy flow– ecological succession. Types of biodiversity: genetic, species and ecosystem diversity– values of biodiversity, India as a mega-diversity nation – hot-spots of biodiversity – threats to biodiversity: habitat loss, poaching of wildlife, man-wildlife conflicts – endangered and endemic species of India – conservation of biodiversity: In-situ and ex-situ.

UNIT II ENVIRONMENTAL POLLUTION 6

Causes, Effects and Preventive measures of Water, Soil, Air and Noise Pollutions. Solid, Hazardous and E-Waste management. Case studies on Occupational Health and Safety Management system (OHSAS). Environmental protection, Environmental protection acts .

UNIT III RENEWABLE SOURCES OF ENERGY 6

Energy management and conservation, New Energy Sources: Need of new sources. Different types new energy sources. Applications of- Hydrogen energy, Ocean energy resources, Tidal energy conversion. Concept, origin and power plants of geothermal energy.

UNIT IV SUSTAINABILITY AND MANAGEMENT 6

Development, GDP, Sustainability- concept, needs and challenges-economic, social and aspects of sustainability-from unsustainability to sustainability-millennium development goals, and protocols - Sustainable Development Goals-targets, indicators and intervention areas Climate change-Global, Regional and local environmental issues and possible solutions-case studies. Concept of Carbon Credit, Carbon Footprint. Environmental management in industry-A case study.

UNIT V SUSTAINABILITY PRACTICES 6

Zero waste and R concept, Circular economy, ISO 14000 Series, Material Life cycle assessment, Environmental Impact Assessment. Sustainable habitat: Green buildings, Green materials, Energy efficiency, Sustainable transports. Sustainable energy: Non-conventional Sources, Energy Cycles-carbon cycle, emission and sequestration, Green Engineering: Sustainable urbanization- Socio-economical and technological change.

TOTAL: 30 PERIODS

COURSE OUTCOMES:

- To recognize and understand the functions of environment, ecosystems and biodiversity and their conservation.
- To identify the causes, effects of environmental pollution and natural disasters and contribute to the preventive measures in the society.
- To identify and apply the understanding of renewable and non-renewable resources and contribute to the sustainable measures to preserve them for future generations.
- To recognize the different goals of sustainable development and apply them for suitable technological advancement and societal development.
- To demonstrate the knowledge of sustainability practices and identify green materials, energy cycles and the role of sustainable urbanization.

TEXT BOOKS:

1. Anubha Kaushik and C. P. Kaushik's "Perspectives in Environmental Studies", 6th Edition, New Age International Publishers ,2018.
2. Benny Joseph, 'Environmental Science and Engineering', Tata McGraw-Hill, New Delhi, 2016.
3. Gilbert M.Masters, 'Introduction to Environmental Engineering and Science', 2nd edition, Pearson Education, 2004.
4. Allen, D. T. and Shonnard, D. R., Sustainability Engineering: Concepts, Design and Case Studies, Prentice Hall.

5. Bradley. A.S; Adebayo, A.O., Maria, P. Engineering applications in sustainable design and development, Cengage learning.
6. Environment Impact Assessment Guidelines, Notification of Government of India, 2006.
7. Mackenthun, K.M., Basic Concepts in Environmental Management, Lewis Publication, London, 1998.

REFERENCES

1. R.K. Trivedi, 'Handbook of Environmental Laws, Rules, Guidelines, Compliances and Standards', Vol. I and II, Enviro Media. 38.
2. Cunningham, W.P. Cooper, T.H. Gorhani, 'Environmental Encyclopedia', Jaico Publ., House, Mumbai, 2001.
3. Dharmendra S. Sengar, 'Environmental law', Prentice hall of India PVT. LTD, New Delhi, 2007.
4. Rajagopalan, R, 'Environmental Studies-From Crisis to Cure', Oxford University Press, 2005.
5. Erach Bharucha "Textbook of Environmental Studies for Undergraduate Courses" Orient Blackswan Pvt. Ltd. 2013.

MAPPING OF COs WITH POs AND PSOs

COs	POs												PSOs		
	PO1	PO2	PO3	PO4	PO5	PO6	PO7	PO8	PO9	PO10	PO11	PO12	PS01	PS02	PS03
1	2	1	-	-	-	2	3	-	-	-	-	2	-	-	-
2	3	2	-	-	-	3	3	-	-	-	-	2	-	-	-
3	3	-	1	-	-	2	2	-	-	-	-	2	-	-	-
4	3	2	1	1	-	2	2	-	-	-	-	2	-	-	-
5	3	2	1	-	-	2	2	-	-	-	-	1	-	-	-
Avg.	2.8	1.8	1	1	-	2.2	2.4	-	-	-	-	1.8	-	-	-

EI3401

EMBEDDED SYSTEMS

**LT P C
3 0 2 4**

COURSE OBJECTIVES:

- To get familiarized with the embedded hardware architecture.
- To acquire knowledge about various embedded software development tools.
- To get an insight over various wired and wireless communication protocols used in embedded system design.
- To understand the basics of RTOS.
- To build knowledge on programming and realize the concept of peripheral interface.

UNIT I EMBEDDED HARDWARE ARCHITECTURE 9

CISC Architecture:- Introduction to MCS51 Family - 8051 Microcontroller - Architecture - Timers - Interrupts - Serial Data Communication - RISC Architecture:- overview of PIC 16F487x family - PIC16F877A - Architecture - Timers - Interrupts - Serial ports.

UNIT II ARM & EMBEDDED SOFTWARE DEVELOPMENT TOOLS 9

Introduction to ARM - LPC4088 Architecture - Software Development Tools: - IDE Tools - ISP Tools - ARM Development Tools.

UNIT III COMMUNICATION INTERFACES 9

Wired Communication protocols:- Serial communication interface:- RS232, RS485, I²C SPI and USB - Parallel communication interface - IEE 488 - Wireless communication protocols: - Bluetooth classic, BLE, IEEE 802.15.4, Zigbee, IEEE 802.11 and LoRaWAN.

UNIT IV REAL TIME OPERATING SYSTEM**9**

Operating System Basics:- The Kernel and its subsystems, Kernel Space and User Space - Types of RTOS - Functions of RTOS - Task, process and Threads, Interrupt handling, Multiprocessing & Multitasking and Task scheduling - Comparative study of various RTOSs.

UNIT V EMBEDDED PROGRAMMING AND PERIPHERAL INTERFACING**9**

Embedded C and Python Programming for Embedded Applications - Input and output devices Interface, ADC Interface - DAC Interface - PWM Generation - sensor Interface.

TOTAL : 45+30 = 75 PERIODS

1. Implementation of specific tasks using Embedded C/Python programming
2. Interfacing input devices with 8051/PIC16F877A/LPC4088.
3. Interfacing output devices with 8051/PIC16F877A/LPC4088.
4. Implementation of recurring tasks using the timers and interrupts of 8051/PIC microcontroller/ LPC4088.
5. Interfacing ADC & DAC with 8051 microcontroller.
6. PWM generation using PIC16F877A/LPC4088..
7. Interfacing RTC with microcontroller.
8. Establishing serial data transmission through UART.
9. Establishing serial data communication using I²C and SPI protocols.
10. Wireless data communication using Zigbee.
11. Multitasking using RTOS.
12. Design and implementation of ON/OFF control strategy.

SKILL DEVELOPMENT ACTIVITIES (Group Seminar/Mini Project/Assignment/Content Preparation / Quiz/ Surprise Test / Solving GATE questions/ etc)**5**

1. Interpretation of Embedded systems architecture.
2. Selection of Micro controller for applications.
3. Familiarization of any one relevant software tool (MATLAB/ SCILAB/ LABVIEW/ Proteus/ Equivalent open source software).
4. Design and verification of embedded systems and RTOS applications in any of the software.
5. Realization of embedded and RTOS in hardware.
6. Introduction to other advanced micro controller not covered in the above syllabus.

COURSE OUTCOMES:

The students will be able to

- CO1 Understand the concept of embedded system and its architectural features (L2).
- CO2 Develop embedded software using Embedded C and Python(L5)
- CO3 Experiment real world field devices with microcontrollers(L4).
- CO4 Construct real world signals using suitable data converters for control applications(L5).
- CO5 Use the power of RTOS for embedded applications(L3).
- CO6 Design embedded systems with the right choice of microcontroller and the associated peripherals for a given embedded application(L5).

TEXT BOOKS:

1. Rajkamal, 'Embedded system-Architecture, Programming, Design', TataMcgraw Hill,2011.
2. Peckol, "Embedded System Design", John Wiley,2010.

REFERENCES:

1. Tammy Noergaard, "Embedded Systems Architecture", Elsevier, 2006.
2. Han-Way Huang, "Embedded system Design using C8051", Cengage Learning, 2009.
3. Rajib Mall "Real-Time systems Theory and Practice" Pearson Education, 2007.
4. Shibu.k.v, "Introduction to Embedded Systems", TataMcgraw Hill, 2009

List of Open Source Software/ Learning website:

1. <https://nptel.ac.in/courses/108105057>
2. <https://nptel.ac.in/courses/106105193>
3. <https://nptel.ac.in/courses/106105172>
4. https://www.iare.ac.in/sites/default/files/lecture_notes/ESD%20NOTES-A70440.pdf
5. <https://www.udemy.com/course/embedded-device-interfacing>.

MAPPING OF COs WITH POs AND PSOs

CO's	PO's												PSO's		
	1	2	3	4	5	6	7	8	9	10	11	12	1	2	3
CO1	2	2	2	1	1	1	1	1	1	1	1	1	2	2	1
CO2	3	3	3	3	1	1	1	1	1	1	1	1	2	2	1
CO3	3	3	3	2	1	1	1	1	1	1	1	1	2	2	1
CO4	3	3	3	3	1	1	1	1	1	1	1	1	2	2	1
CO5	3	2	2	2	1	1	1	1	1	1	1	1	2	2	1
CO6	3	3	3	2	1	1	1	1	1	1	1	1	2	2	1
AVg.	2.83	2.6	2.6	2.16	1	1	1	1	1	1	1	1	2	2	1

1-low, 2-medium, 3-high, '-' - no correlation

OCS352**IOT CONCEPTS AND APPLICATIONS****L T P C
2 0 2 3****COURSE OBJECTIVES:**

- To apprise students with basic knowledge of IoT that paves a platform to understand physical and logical design of IOT
- To teach a student how to analyse requirements of various communication models and protocols for cost-effective design of IoT applications on different IoT platforms.
- To introduce the technologies behind Internet of Things(IoT).
- To explain the students how to code for an IoT application using Arduino/Raspberry Pi open platform.
- To apply the concept of Internet of Things in real world scenario.

UNIT I INTRODUCTION TO INTERNET OF THINGS**5**

Evolution of Internet of Things – Enabling Technologies – IoT Architectures: oneM2M, IoT World Forum (IoTWF) and Alternative IoT Models – Simplified IoT Architecture and Core IoT Functional Stack – Fog, Edge and Cloud in IoT

UNIT II COMPONENTS IN INTERNET OF THINGS**5**

Functional Blocks of an IoT Ecosystem – Sensors, Actuators, and Smart Objects – Control Units - Communication modules (Bluetooth, Zigbee,Wifi, GPS, GSM Modules)

UNIT III PROTOCOLS AND TECHNOLOGIES BEHIND IOT**6**

IOT Protocols - IPv6, 6LoWPAN, MQTT, CoAP - RFID, Wireless Sensor Networks, BigData Analytics, Cloud Computing, Embedded Systems.

UNIT IV OPEN PLATFORMS AND PROGRAMMING**7**

IOT deployment for Raspberry Pi /Arduino platform-Architecture –Programming – Interfacing – Accessing GPIO Pins – Sending and Receiving Signals Using GPIO Pins – Connecting to the Cloud.

UNIT V IOT APPLICATIONS**7**

Business models for the internet of things, Smart city, Smart mobility and transport, Industrial IoT, Smart health, Environment monitoring and surveillance – Home Automation – Smart Agriculture

30 PERIODS**PRACTICAL EXERCISES: 30 PERIODS**

1. Introduction to Arduino platform and programming
2. Interfacing Arduino to Zigbee module
3. Interfacing Arduino to GSM module
4. Interfacing Arduino to Bluetooth Module
5. Introduction to Raspberry PI platform and python programming
6. Interfacing sensors to Raspberry PI
7. Communicate between Arduino and Raspberry PI using any wireless medium
8. Setup a cloud platform to log the data
9. Log Data using Raspberry PI and upload to the cloud platform
10. Design an IOT based system

COURSE OUTCOMES:

CO 1: Explain the concept of IoT.

CO 2: Understand the communication models and various protocols for IoT.

CO 3: Design portable IoT using Arduino/Raspberry Pi /open platform

CO 4: Apply data analytics and use cloud offerings related to IoT.

CO 5: Analyze applications of IoT in real time scenario.

TOTAL PERIODS:60**TEXTBOOKS**

1. Robert Barton, Patrick Grossetete, David Hanes, Jerome Henry, Gonzalo Salgueiro, "IoT Fundamentals: Networking Technologies, Protocols, and Use Cases for the Internet of Things", CISCO Press, 2017
2. Samuel Greengard, The Internet of Things, The MIT Press, 2015

REFERENCES

1. Perry Lea, "Internet of things for architects", Packt, 2018
2. Olivier Hersent, David Boswarthick, Omar Elloumi, "The Internet of Things – Key applications and Protocols", Wiley, 2012
3. IOT (Internet of Things) Programming: A Simple and Fast Way of Learning, IOT Kindle Edition.
4. Dieter Uckelmann, Mark Harrison, Michahelles, Florian (Eds), "Architecting the Internet of Things", Springer, 2011.
5. ArshdeepBahga, Vijay Madiseti, "Internet of Things – A hands-on approach", Universities Press, 2015
6. <https://www.arduino.cc>/https://www.ibm.com/smarterplanet/us/en/?ca=v_smarterplanet

COURSE OBJECTIVES:

To impart basic knowledge on different AC & DC Machines.

- To introduce the concept of special machines to motivate the students to solve complex problems related to machines.
- To impart knowledge on testing and controlling of different machines.
- Comprehensive introduction to various power electronic devices, their structure, operating principle and characteristics.
- Overview on dc and ac drives and their control using power electronic circuits.

UNIT I DC MACHINES**6**

Construction of D.C. Machines – DC Generator: Principle of operation – Characteristics- DC Motor: Principle of operation -Types-Torque equation-Characteristics.

UNIT II TRANSFORMERS**6**

Transformer - Principle - Theory of ideal transformer - EMF equation - Construction details of shell and core type transformers - Tests on transformers.

UNIT III THREE PHASE INDUCTION MOTOR**6**

Three phase Induction motor:- Construction and principle of operation - torque and torque-slip characteristics-Efficiency- Application-starting methods – speed control of induction motor.

UNIT IV POWER SEMICONDUCTOR DEVICES AND CHARACTERISTICS**6**

Operating principle and switching Characteristics: Power diodes, Power BJT, Power MOSFET, IGBT, SCR, TRIAC.

UNIT V DRIVES AND CONTROL**6**

Static and Dynamic equations of dc and ac machines – Electrical breaking – Rectifier and chopper control of DC drives– Open loop and Closed loop schemes for DC and AC drives(Block diagram approach only)

TOTAL : 30 PERIODS

SKILL DEVELOPMENT ACTIVITIES (Group Seminar/Mini Project/Assignment/Content Preparation / Quiz/ Surprise Test / Solving GATE questions/ etc)

5

1. Differentiate the switching characteristics of the semiconductor devices.
2. Design the SCR circuit with the help of two BJT and explain the switching characteristics for the same.
3. Elaborate the speed control of Induction motor and starting methods for the same.
4. Practically compare the characteristics of 3 ϕ induction motor and DC machines.
5. Discuss the no load and load test on transformers [Group seminar].

LIST OF EXPERIMENTS FOR MACHINES LAB

1. Open circuit characteristics of D.C. shunt generator.
2. Load characteristics of D.C. shunt generator.
3. Load test on D.C. shunt motor.
4. Speed control of D.C. shunt motor.
5. Open circuit and short circuit tests on single phase transformer (Determination of equivalent circuit parameters).
6. Load test on single phase induction motor.

Minimum of five experiments to be offered from the list. Additional one or two experiments can be framed beyond the list or curriculum

TOTAL : 30 PERIODS

COURSE OUTCOMES:

- CO1 Ability to understand the terms associated with electrical machines
- CO2 Ability to understand basic concepts and working principle of electrical machines
- CO3 Ability to understand the performance characteristics of machines
- CO4 Ability to identify suitable machines for carrying out interdisciplinary projects.
- CO5 Ability to understand the motor operating principle and characteristics of motor
- CO6 Ability to understand the motor operating principle and characteristics of transformer

TEXT BOOKS:

1. Fitzgerald A.E., Kingsley C., Umans, S. and Umans S.D., “Electric Machinery”, McGraw-Hill, Singapore, 2003. 6th Edition.
2. Theraja, B.L., “A Text book of Electrical Technology”, Vol.II, S.C Chand and Co., New Delhi, 2007
3. Mohan, Udeland and Robbins., “Power Electronics”, John Wiley and Sons, New York, 1995.

REFERENCES:

1. Del Toro, V., “Electrical Engineering Fundamentals”, Prentice Hall of India, New Delhi, 1995.
2. Cotton, H., “Advanced Electrical Technology”, Sir Isaac Pitman and Sons Ltd., London, 1999.
3. Lecture series on “Electrical Machines I” and “Electrical Machines II” by Dr.KrishnaVasudevan, IIT Madras.
4. NPTEL Lecture Series on “Power Electronics” by Dr.B.G.Fernandes, IIT Bombay.

List of Open Source Software/ Learning website:

1. <https://nptel.ac.in/courses/108106072>
2. <https://nptel.ac.in/courses/108105131>
3. <https://lecturenotes.in/notes/69764-note-for-electrical-drives-and-controls-edc-by-bhuvaneswari-c>
4. <https://electrical-engineering-portal.com/download-center/books-and-guides/automation-control/electrical-machines-and-drives>

MAPPING OF COs WITH POs AND PSOs

CO's	PO's												PSO's		
	1	2	3	4	5	6	7	8	9	10	11	12	1	2	3
CO1	2	2	2	1	1	1	1	1	1	1	1	2	1	2	2
CO2	3	3	3	3	1	1	1	1	1	1	1	2	1	2	2
CO3	3	3	3	2	1	1	1	1	1	1	1	2	1	2	2
CO4	3	3	3	3	1	1	1	1	1	1	1	2	1	2	2
CO5	3	2	2	2	1	1	1	1	1	1	1	2	1	2	2
CO6	3	3	3	2	1	1	1	1	1	1	1	2	1	2	2
Avg.	2.83	2.6	2.6	2.16	1	1	1	1	1	1	1	2	1	2	2

1-low, 2-medium, 3-high, ‘-’ - no correlation

NCC Credit Course Level 2*

NX3451	(ARMY WING) NCC Credit Course Level - II	L	T	P	C
		3	0	0	3
PERSONALITY DEVELOPMENT					9
PD 3	Group Discussion: Change your mindset, Time Management, Social Skills				6
PD 5	Public Speaking				3
LEADERSHIP					7
L 2	Case Studies: APJ Abdul Kalam, Deepa Malik, Maharana Pratap, N Narayan Murty, Ratan Tata, Rabindra Nath Tagore, Role of NCC cadets in 1965				7
DISASTER MANAGEMENT					13
DM 1	Disaster Management Capsule: Organisation, Types of Disasters, Essential Services, Assistance, Civil Defence Organisation				3
DM 2	Initiative Training, Organising Skills, Do's & Don't's, Natural Disasters, Man Made Disasters				9
DM 3	Fire Service & Fire Fighting				1
ENVIRONMENTAL AWARENESS & CONSERVATION					3
EA 1	Environmental Awareness and Conservation				3
GENERAL AWARENESS					4
GA 1	General Knowledge				4
ARMED FORCES					6
AF 1	Armed Forces, Army, CAPF, Police				6
ADVENTURE					1
AD 1	Introduction to Adventure Activities				1
BORDER & COASTAL AREAS					2
BCA 1	History, Geography & Topography of Border/Coastal areas				2

TOTAL: 45 PERIODS

NCC Credit Course Level 2*

NX3452	(NAVAL WING) NCC Credit Course Level - II	L	T	P	C
		3	0	0	3
PERSONALITY DEVELOPMENT					9
PD 3	Group Discussion: Change your mindset, Time Management, Social Skills				6
PD 5	Public Speaking				3
LEADERSHIP					7
L 2	Case Studies: APJ Abdul Kalam, Deepa Malik, Maharana Pratap, N Narayan Murty, Ratan Tata, Rabindra Nath Tagore, Role of NCC cadets in 1965				7
DISASTER MANAGEMENT					13
DM 1	Disaster Management Capsule: Organisation, Types of Disasters, Essential Services, Assistance, Civil Defence Organisation				3
DM 2	Initiative Training, Organising Skills, Do's & Don't's, Natural Disasters, Man Made Disasters				9
DM 3	Fire Service & Fire Fighting				1
ENVIRONMENTAL AWARENESS & CONSERVATION					3
EA 1	Environmental Awareness and Conservation				3
GENERAL AWARENESS					4
GA 1	General Knowledge				4
NAVAL ORIENTATION					6
AF 1	Armed Forces and Navy Capsule				3
EEZ 1	EEZ Maritime Security and ICG				3
ADVENTURE					1
AD 1	Introduction to Adventure Activities				1
BORDER & COASTAL AREAS					2
BCA 1	History, Geography & Topography of Border/Coastal areas				2

TOTAL : 45 PERIODS

NCC Credit Course Level 2*

	(AIR FORCE WING) NCC Credit Course Level - II	L	T	P	C
NX3453		3	0	0	3
PERSONALITY DEVELOPMENT					9
PD 3	Group Discussion: Change your mindset, Time Management, Social Skills				6
PD 5	Public Speaking				3
LEADERSHIP					7
L 2	Case Studies: APJ Abdul Kalam, Deepa Malik, Maharana Pratap, N Narayan Murty, Ratan Tata, Rabindra Nath Tagore, Role of NCC cadets in 1965				7
DISASTER MANAGEMENT					13
DM 1	Disaster Management Capsule: Organisation, Types of Disasters, Essential Services, Assistance, Civil Defence Organisation				3
DM 2	Initiative Training, Organising Skills, Do's & Don't's, Natural Disasters, Man Made Disasters				9
DM 3	Fire Service & Fire Fighting				1
ENVIRONMENTAL AWARENESS & CONSERVATION					3
EA 1	Environmental Awareness and Conservation				3
GENERAL AWARENESS					4
GA 1	General Knowledge				4
GENERAL SERVICE KNOWLEDGE					6
GSK 1	Armed Forces & IAF Capsule				2
GSK 2	Modes of Entry in IAF, Civil Aviation				2
GSK 3	Aircrafts - Types, Capabilities & Role				2
ADVENTURE					1
AD 1	Introduction to Adventure Activities				1
BORDER & COASTAL AREAS					2
BCA 1	History, Geography & Topography of Border/Coastal areas				2

TOTAL : 45 PERIODS

COURSE OBJECTIVES:

- To design, test and characterize circuit behavior with digital and analog ICs.
- To design and test various combinational and sequential circuits.
- To introduce the functions of counter, shift register.
- To interpret and realize the basic applications of Op-amp and timer.
- To explain the behavior of special ICs.

LIST OF EXPERIMENTS:

1. Implementation of Boolean Functions, Adder and Subtractor circuits.
2. Implementation of Binary to Gray code converter and vice-versa.
3. Implementation of Encoders, Decoders using logic gates and MSI devices
4. Implementation of multiplexer and de multiplexer using logic gates and MSI devices.
5. Implementation of Shift Registers: SISO, SIPO, PISO, PIPO using MSI devices.
6. Implementation of Counters: synchronous and Asynchronous types (Each one).
7. Design and testing of inverting , non-inverting amplifier and Adder
8. Design and testing of comparator and Schmitt trigger.
9. Design and testing of Integrator and Differentiator.
10. Design and testing of Astable and Monostable operation using 555 timer.
11. Verification of Variability Voltage Regulator using IC LM317/LM723.
12. Simulation of combinational circuits using VHDL codes
13. Simulation of any one of the Op amp application circuit using PSPICE/SIMULINK

TOTAL: 45 PERIODS**COURSE OUTCOMES:**

Students will be able to:

- CO1: Design and implement the given Boolean function using logic gates.
 CO2: Design and verify the truth table of combinational logic circuits (code converters, encoders, decoders, multiplexer and demultiplexer).
 CO3: Design and implement the Counters and Shift registers.
 CO4: Design and testing of Op-Amp circuits and to simulate the op-amp application circuit using simulation tools.
 CO5: Design and testing of astable and monostable circuits using Timer IC NE/SE 555.
 CO6: Design and testing of variable voltage regulator using IC LM317/LM723.

MAPPING OF COs WITH POs AND PSOs

CO's	PO's												PSO's		
	1	2	3	4	5	6	7	8	9	10	11	12	1	2	3
CO1	3	2	1	-	1	2	1	2	2	1	2	1	2	2	1
CO2	3	2	1	-	1	2	1	2	2	1	2	1	2	2	1
CO3	3	2	1	-	1	2	1	2	2	1	2	1	2	2	1
CO4	3	2	1	-	1	2	1	2	2	1	2	1	2	2	1
CO5	3	2	1	-	1	2	1	2	2	1	2	1	2	2	1
CO6	3	3	2	1	1	2	1	2	2	1	2	1	2	2	1
AVG	3	2.17	1.17	1	1	2	1	2	2	1	2	1	2	2	1

1-low, 2-medium, 3-high, '-'- no correlation

COURSE OBJECTIVES:

- To make the students aware of basic concepts of measurement and operation of different types of transducers.
- To make the students conscious about static and dynamic characteristics of different types of transducer.
- To make the students study on the design of signal conditioning circuit for different transducers.

LIST OF EXPERIMENTS

1. Determination of Static and Dynamic characteristics of Thermocouple (J,K,E) with and without thermo-well.
2. Determination of Static and Dynamic characteristics of RTD and Thermistor.
3. Determination of Characteristics of linear displacement transducers (LVDT and Hall Effect sensor).
4. Determination of Characteristics of angular displacement transducers (Synchros and Capacitive transducer).
5. Determination of Characteristic study of load cell and pressure cell.
6. Sensitivity analysis of strain gauge bridges (quarter, half and full).
7. a. Determination of Static characteristic of flapper-nozzle system
b. Loading effect on resistive potentiometer.
8. Determination of Characteristic of seismic type accelerometer.
9. Measurement of inductance (Anderson), capacitance (Schering) and resistance (Kelvin double) using bridges.
10. Design of signal conditioning circuits for resistive & capacitive sensors
11. Design of signal conditioning circuits for inductive sensors
12. Design of cold junction compensation for Thermocouples and lead wire compensation schemes for RTD

TOTAL : 45 PERIODS**COURSE OUTCOMES:**

- CO1 Ability to perform error analysis and uncertainty analysis.
- CO2 Ability to evaluate the static and dynamic characteristics of measuring instruments.
- CO3 Ability to design and construct measurement systems using different types of resistance, capacitance and inductance transducers.
- CO4 Ability to apply special transducers for measurement applications.
- CO5 Ability to interface and analyze different signal conditioning units.
- CO6 Ability to present the results in oral form as well as in written form as a report and graph.

MAPPING OF COs WITH POs AND PSOs

PO,P SO CO	PO0 1	PO0 2	PO0 3	PO0 4	PO0 5	PO0 6	PO0 7	PO0 8	PO0 9	PO1 0	PO1 1	PO1 2	PSO 1	PSO 2	PSO 3
CO1	3	2	2					1	1		1	2	2	3	2
CO2	3	2	2	2				1	1		1	2	2	3	2
CO3				3	2			1	1		1	2	2	3	2
CO4				3	2			1	1		1	2	2	3	2
CO5				3	2	2	2	1	1		1	2	2	3	2
CO6								1	1	2	1	2	2	3	2
AVG	3	2	2	2.75	2	2	2	1	1	2	1	2	2	3	2

1-low, 2-medium, 3-high, ‘-’ - no correlation

EI3551

**SEMESTER V
PROCESS CONTROL**

**L T P C
3 0 0 3**

COURSE OBJECTIVES:

1. To introduce technical terms and nomenclature associated with Process control domain.
2. To introduce the fundamentals of mathematical modeling of processes.
3. To familiarize the students with characteristics, selection and sizing of control valves.
4. To provide an overview of the features associated with Industrial type PID controller.
5. To make the students understand the various PID tuning methods.
6. To elaborate different types of control schemes such as cascade control, feed-forward control and Model Based control schemes.

UNIT - I PROCESS DYNAMICS(7+2*) 9

Need for process control – Hierarchical decomposition of control functions – Servo and regulatory operations – Continuous and Batch processes – Mathematical Modeling of Processes: Level, Flow and Thermal processes – Lumped and Distributed parameter models – Degrees of Freedom – Interacting and non-interacting systems – Self regulation – Linearization of non-linear systems.

UNIT -II CONTROL VALVE(7+2*) 9

Actuators: Pneumatic and electric actuators – I/P converter – Control Valve Terminology - Characteristic of Control Valves: Inherent and Installed characteristics - Valve Positioner – Modeling of a Pneumatically Actuated Control Valve – Valve body: Commercial valve bodies – Control Valve Sizing: ISA S 75.01 standard flow equations for sizing Control Valves – Cavitation and flashing– Control Valve selection.

UNIT - III CONTROL ACTIONS(7+2*) 9

Characteristic of ON-OFF, Proportional, Single speed floating, Integral and Derivative controllers – P+I, P+D and P+I+D control modes – Practical forms of PID Controller –PID Implementation Issues: Bumpless Auto/manual Mode transfer, Anti-reset windup Techniques and Direct/reverse action.

UNIT - IV PID CONTROLLER TUNING AND ADVANCED CONTROL SYSTEMS(7+2*) 9

PID Controller Design Specifications: Criteria based on Time Response and Frequency Response - PID Controller Tuning: Z-N and Cohen-Coon methods, Continuous cycling method and Damped oscillation method, Auto tuning – Cascade control –selective control – Feed-forward control – Ratio control – Inferential control – Split-range– Adaptive Control.

UNIT - V MODEL BASED CONTROL SCHEMES & INTRODUCTION TO MULTI-LOOP REGULATORY CONTROL & CASE –STUDIES(7+2*) 9

Smith Predictor Control Scheme - Internal Model Controller – IMC PID controller –Model Predictive Control- Introduction to Multi-loop Control Schemes – Control Schemes for Distillation Column, pH-Three-element Boiler drum level control.

TOTAL: 45 PERIODS

SKILL DEVELOPMENT ACTIVITIES (Group Seminar/Mini Project/Assignment/Content Preparation / Quiz/ Surprise Test / Solving GATE questions/ etc) 10

1. List the hardware involved in a control system.
2. Find the importance of digital computers for the present and future implementation of advanced control techniques.
3. Outline the steps that should be considered during the development of a mathematical model for chemical processes.
4. Analyse the strength and weaknesses of a feedback control system using MATLAB software.
5. Elaborate your answer how the stability characteristics of the closed loop response

- of a cascade control system is better than a simple feedback?
- Examine the similarities and differences between MRAC and STRs using MATLAB software.
 - Explore various types of controllers presently used in industries.

COURSE OUTCOMES:

Students able to

- CO1** Develop models using first principles approach for processes such as level, flow, temperature and pressure as well as analyze models. L5
- CO2** Recommend the right type of control valve along with its characteristics for a given application. L5
- CO3** Design Size a control valve following the procedure outlined in the ISA S 75.01 standard. L5
- CO4** Design & implement a suitable control scheme for a given process and validate through simulations. L5
- CO5** Analyze various control schemes and recommend the right control strategy for a given application. L4
- CO6** Use appropriate software tools (Example: MATLAB/SCILAB) for analysis, design and implementation of Process Control System. L5

TEXT BOOKS:

- Raghunathan Rengaswamy, Babji Srinivasan, Nirav Pravinbhai Bhatt "Process Control Fundamentals: Analysis, Design, Assessment, and Diagnosis", 1st Edition, 2020.
- Seborg, D.E., Mellichamp, D.P., Edgar, T.F., and Doyle, F.J., III, "Process Dynamics and Control", John Wiley and Sons, 4th Edition, 2017.
- George Stephanopoulos, "Chemical Process Control – An Introduction to Theory and Practice", Prentice Hall of India, 2005.

REFERENCES:

- Bequette, "Process Control: Modeling, Design, and Simulation", Prentice Hall of India, 1st edition, 2013
- Michael King, "Process Control: A Practical Approach", Wiley, 2016.
- Hans D. Baumann, Control Valve Primer: A User's Guide, 4th edition, ISA, 2009.
- Aidan O'Dwyer, "Handbook of PI and PID Controller Tuning Rules", Imperial College Press; 3rd edition, 2009.

List of Open Source Software/ Learning website:

- <https://plcip-coep.vlabs.ac.in/List%20of%20experiments.html>
- <https://plchla-coep.vlabs.ac.in/List%20of%20experiments.html>
- <https://plctt-coep.vlabs.ac.in/List%20of%20experiments.html>
- <https://plccom-coep.vlabs.ac.in/>
- <https://pc-coep.vlabs.ac.in/List%20of%20experiments.html>
- <http://38.100.110.143/vlabiitece/exp7.php>
- <https://nptel.ac.in/courses/103106148>
- <https://nptel.ac.in/courses/103105064>
- <https://nptel.ac.in/courses/103103037>

MAPPING OF COs WITH POs AND PSOs

PO, PSO CO	PO01	PO02	PO03	PO04	PO05	PO06	PO07	PO08	PO09	PO10	PO11	PO12	PSO1	PSO2	PSO3
CO1	3					1	2	1	1	1	1	3	3	3	3
CO2	3	3				1	2	1	1	1	1	3	3	3	3
CO3	3			3		1	2	1	1	1	1	3	3	3	3
CO4	3		3		3	1	2	1	1	1	1	3	3	3	3
CO5	3				3	1	2	1	1	1	1	3	3	3	3
CO6	3			3		1	2	1	1	1	1	3	3	3	3
Avg	3	3	3	3	3	1	2	1	1	1	1	3	3	3	3

COURSE OBJECTIVES:

1. To study the formation of an image and its acquisition
2. To introduce the application of transforms in image processing
3. To study techniques for improving quality of information in images
4. To get familiarized with image and video processing techniques
5. To apply image and video processing in industrial applications

UNIT I DIGITAL IMAGE FUNDAMENTALS**9**

Elements of digital image processing systems – Digital Image Representation- Elements of visual perception – Image acquisition - Image sampling and Quantization – Image geometry – Discrete Image Transforms- Properties- Color image fundamentals- RGB, HSI models.

UNIT II IMAGE PREPROCESSING AND ENHANCEMENT**9**

Point processing methods:- Contrast stretching – Gray level slicing- Histograms, Histogram equalization and specification techniques, Spatial filtering, Directional Smoothing, Median, Geometric mean, and Harmonic mean filters - Color image enhancement.

UNIT III IMAGE SEGMENTATION AND ANALYSIS**9**

Detection of Discontinuities, Edge linking, Boundary detection, Thresholding – Region oriented segmentation-Watershed segmentation – Object detection - Pattern Recognition – Classification.

UNIT IV DIGITAL VIDEO PROCESSING**9**

Video acquisition - Inter-frame processing, Motion Estimation and Compensation – Filtering – Video segmentation – Tracking by detection – Tracking multiple objects.

UNIT V APPLICATIONS OF IMAGE AND VIDEO PROCESSING**9**

Applications in measurements, manufacturing, medicine, agriculture and food industry – Case studies.

TOTAL : 45 PERIODS**SKILL DEVELOPMENT ACTIVITIES (Group Seminar/Mini Project/Assignment/Content Preparation / Quiz/ Surprise Test / Solving GATE questions/ etc)****5**

1. Conduct Quiz among different groups to make the student familiar with the concept of signal and image processing.
2. Train students to use Image Processing Toolbox in Matlab.
3. Demonstrate Image compression, Image enhancement technique and various Image formats.
4. Conduct studies on variable frame rate based video processing

COURSE OUTCOMES:

- CO1** Ability to understand the technical terms associated with image and video processing.
- CO2** Ability to select the appropriate preprocessing techniques for manipulation of images
- CO3** Ability to utilize the different approaches of image enhancement, segmentation and analysis techniques
- CO4** Ability to use appropriate software tools (Example: Matlab, Open CV and Python) for image and video processing
- CO5** Ability to apply different digital video processing methods
- CO6** Ability to design automated techniques for image based applications

TEXT BOOKS:

1. Rafael C. Gonzalez, Richard E. Woods, , Digital Image Processing', Pearson, Education, Inc., Second Edition, 2004.
2. Anil K. Jain, Fundamentals of Digital Image Processing', Pearson Education, Inc., 2002.
3. Thomas. B. Moeslund, "Introduction to Video and Image Processing", Springer, 2012.

REFERENCES:

1. Rafael C. Gonzalez, Richard E. Woods, Steven Eddins, "Digital Image Processing using MATLAB" Pearson Education, Inc., 2004.
2. John W. Woods, "Multidimensional Signal, Image and Video Processing", Elsevier, 2nd Edition 2011.
3. William K. Pratt, "Digital Image Processing", John Wiley, New York, 2002.
4. Alan C. Bovik, "Handbook of image and video processing" Elsevier Academic press, 2005.
5. A. Murat Tekalp, "Digital Video Processing", Prentice Hall, 2nd Edition, 2015.

List of Open Source Software/ Learning website:

1. <https://nptel.ac.in/courses/108105055>
2. <https://lecturenotes.in/m/16657-note-for-digital-image-processing-dip-by-ankita-singh>
3. <https://ceat.okstate.edu/ece/research/ece-old-files/signal-image-video-processing.html>
4. <https://nptel.ac.in/courses/108106168>.

MAPPING OF COs WITH POs AND PSOs

CO's	PO's												PSO's		
	1	2	3	4	5	6	7	8	9	10	11	12	1	2	3
1	3						1				1	2	1	1	2
2	2	2			3		1				1	2	1	1	2
3	2	3	3		3		1				1	2	1	1	2
4	2	3	2	1	3		1	1	1	1	1	2	1	1	2
5	2	2	2	1	3		1	1	1	1	1	2	1	1	2
6	1				1	1	1	1			1	2	1	1	2
AVG	2	2.5	2.33	1	2.6	1	1	1	1	1	1	2	1	1	2

1-low, 2-medium, 3-high, '-'- no correlation

EI3561

**PROCESS CONTROL AND INSTRUMENTATION
LABORATORY**

**L T P C
0 0 4 2**

COURSE OBJECTIVES:

To impart theoretical and practical skills in

- Tuning of PID controller and PID Enhancements.
- Design and Implementation of Cascade, Feed-forward Control Schemes and advanced Control schemes using the facilities available in the Process Control lab
- To make the students aware about calibration of meter, sensors and transmitters
- To make the students conscious about the working and operation of different types of analytical sensors.
- To use research-based knowledge and research methods for interpretation of data from

LIST OF EXPERIMENTS

PROCESS CONTROL:

1. Design and implementation of Interacting and non-interacting system
2. Design and implementation of ON-OFF controller for the Temperature Process
3. Determination of characteristics of a Pneumatically Actuated Control valve (with and without Positioner)
4. Control of Level and Pressure using Process Control Training Plant.
5. Control of flow process using industrial type PID controller.
6. Tuning of PID Controller for mathematically described processes
7. Design and Implementation of Feed forward and Cascade control schemes on the simulated model of a Typical Industrial Process.
 - (i) Analysis of MIMO system
8.
 - (ii) Design and implementation of Multi-loop PID schemes on the simulated model of a Typical Industrial Process.
 - (iii) Interpretation of P & ID (ISA S5.1)

INSTRUMENTATION:

1.
 - (i) Measurement of humidity and viscosity
 - (ii) Design and testing of Electromagnetic flow meters.
2.
 - (i) Measurement of speed, torque and vibration
 - (ii) Calibration of ammeter, voltmeter and wattmeter using multifunction calibrator
3.
 - (i) Calibration of pressure gauge using dead weight tester.
 - (ii) Estimation of discharge coefficient of an Orifice plate
4.
 - (i) Measurement of Absorbance and Transmittance of Test solutions using UV-Visible Spectrometer.
 - (ii) Measurement of Conductivity and pH of Test solutions
5.
 - (i) Interfacing different types of flow meters with PC.
 - (ii) Configuration of flow Transmitter
6.
 - (i) Measurement and analysis of ECG and pulse rate.
 - (ii) Assessment of electrical safety of devices.

Minimum of twelve experiments to be offered from the list. Additional one or two experiments can be framed beyond the list or curriculum

TOTAL: 60 PERIODS

SKILL DEVELOPMENT ACTIVITIES (Group Seminar/Mini Project/Assignment/Content Preparation / Quiz/ Surprise Test / Solving GATE questions/ etc) 5

1. Differentiate working of the different types of control valve
2. Study the performance of ON-OFF, P, PI and PID Controllers using simulation packages
3. Performance evaluation of industry process such as level, flow, temperature
4. Develop P&I diagram for a typical industrial process.
5. List and explain the functioning of different types of sensors and control strategies used in process industry.
6. Analyse the importance of pH measurement in the food and beverage industry, cosmetic industry and pharmaceutical sector.

COURSE OUTCOMES:

Students able to

- CO1** Estimate work and measure parameter of flow/ level / temperature / pressure from pilot plant (L2)
- CO2** Analyze, design suitable control schemes for industrial type process.(L4)
- CO3** Design ON-OFF, feed forward, cascade and Multiloop PID controllers for the typical industrial process.(L5)
- CO4** Use appropriate software tools for design, analysis and implementation of control scheme.(L3)
- CO5** Experimentally measure industrial process parameters (such as flow, viscosity and humidity) and physiological parameters of the human body.(L4)

CO6 Validate electrical safety of an instrument.(L6)

List of Open Source Software/ Learning website:

1. <https://www.vlab.co.in/broad-area-electrical-engineering>
2. <https://sourceforge.net/projects/dwsim/>
3. <https://www.scilab.org/>
4. <https://pidtuner.com/#/>
5. https://play.google.com/store/apps/details?id=usmle.pass.basicecg&hl=en_US&gl=US
6. <https://apps.apple.com/us/app/ecg-reader/id1389860262>

MAPPING OF COs WITH POs AND PSOs

CO's	PO's												PSO's		
	1	2	3	4	5	6	7	8	9	10	11	12	1	2	3
CO1	2	2	2	2	1	1	1	2	3	2	1	2	3	3	3
CO2	3	3	3	2	1	1	1	3	3	3	1	3	3	3	3
CO3	3	3	3	3	1	1	1	3	3	3	1	3	3	3	3
CO4	3	2	2	2	1	1	1	3	3	3	1	3	3	3	3
CO5	3	3	3	2	1	1	1	3	3	3	1	3	3	3	3
CO6	3	3	3	3	1	1	1	3	3	3	1	3	3	3	3
AVg.	2.8	2.6	2.6	2.3	1	1	1	2.8	3	2.8	1	2.8	3	3	3

1-low, 2-medium, 3-high, '-'- no correlation

EI3651

**SEMESTER VI
INDUSTRIAL AUTOMATION SYSTEMS**

L T P C

3 0 0 3

COURSE OBJECTIVES:

1. To educate on design of signal conditioning circuits for various applications.
2. To Introduce signal transmission techniques and their design.
3. Study of components used in data acquisition systems interface techniques
4. To educate on the components used in distributed control systems
5. To introduce the communication buses used in automation industries.

UNIT I INTRODUCTION (7+2 SKILL)

9

Automation overview, Requirement of automation systems, Architecture of Industrial Automation system, Introduction of PLC and supervisory control and data acquisition (SCADA). Industrial bus systems : Modbus & Profibus

UNIT II AUTOMATION COMPONENTS (7+2 SKILL)

9

Sensors for temperature, pressure, force, displacement, speed, flow, level, humidity and pH measurement. Actuators, process control valves, power electronics devices DIAC, TRIAC, power MOSFET and IGBT. Introduction of DC and AC servo drives for motion control.

UNIT III COMPUTER AIDED MEASUREMENT AND CONTROL SYSTEMS (7+2 SKILL)

9

Role of computers in measurement and control, Elements of computer aided measurement and control, man-machine interface, computer aided process control hardware, process related interfaces, Communication and networking, Industrial communication systems, Data transfer techniques, Computer aided process control software, Computer based data acquisition system,

Internet of things (IoT) for plant automation.

UNIT IV PROGRAMMABLE LOGIC CONTROLLERS (7+2 SKILL) 9

Programmable controllers, Programmable logic controllers, Analog digital input and output modules, PLC programming, Ladder diagram, Sequential flow chart, PLC Communication and networking, PLC selection, PLC Installation, Advantage of using PLC for Industrial automation, Application of PLC to process control industries.

UNIT V DISTRIBUTED CONTROL SYSTEM (7+2 SKILL) 9

Overview of DCS, DCS software configuration, DCS communication, DCS Supervisory Computer Tasks, DCS integration with PLC and Computers, Features of DCS, Advantages of DCS.

TOTAL 45 PERIODS

SKILL DEVELOPMENT ACTIVITIES (Group Seminar/Mini Project/Assignment/Content Preparation / Quiz/ Surprise Test / Solving GATE questions/ etc) 10

1. Market survey of the recent PLCs and comparison of their features.
2. Summarize the PLC standards
3. Familiarization of any one programming language (Ladder diagram/ Sequential Function Chart/ Function Block Diagram/ Equivalent open source software)
4. Market survey of Industrial Data Networks.

COURSE OUTCOMES:

Students able to

- CO1** Explain the working of communication buses used in automation industries.
- CO2** Explain the working of sensors and drives used in automation applications
- CO3** Describe about computer aided measurements and various signal transmission techniques
- CO4** Acquire detailed knowledge on data acquisition system interface
- CO5** Explain architecture of PLC and develop ladder program for a given sequence of operation
- CO6** Explain the basics and Importance of communication buses in applied automation Engineering

TEXT BOOKS:

1. S.K.Singh, "Industrial Instrumentation", Tata Mcgraw Hill, 2nd edition companies,2003.
2. C D Johnson, "Process Control Instrumentation Technology", Prentice Hall India,8 th Edition, 2006.
3. E.A.Parr, Newnes ,NewDelhi,"Industrial Control Handbook",3rd Edition, 2000.

REFERENCES:

1. John W. Webb and Ronald A. Reis, "Programmable Logic Controllers: Principles and Applications", 5th Edition, Prentice Hall Inc., New Jersey, 2003.
2. Frank D. Petruzella, "Programmable Logic Controllers", 5th Edition, McGraw- Hill, New York, 2016.
3. Krishna Kant, "Computer - Based Industrial Control", 2nd Edition, Prentice Hall, New Delhi, 2011.
4. Gary Dunning, Thomson Delmar,"Programmable Logic Controller", CeneageLearning, 3 rd Edition,2005.

List of Open Source Software/ Learning website:

1. <https://archive.nptel.ac.in/courses/108/105/108105062/>
2. <https://nptel.ac.in/courses/108105063>
3. <https://www.electrical4u.com/industrial-automation/>
4. <https://realpars.com/what-is-industrial-automation/>
5. <https://automationforum.co/what-is-industrial-automation-2/>

UNIT V PROCESS MEASUREMENT AND CONTROL IN PAPER & PULP INDUSTRY (7+2 SKILLS) 9

Process flow diagram of paper and pulp industry – Batch digester – Continuous sulphate digester – Control problems on the paper machine.

TOTAL: 45 PERIODS

SKILL DEVELOPMENT ACTIVITIES (Group Seminar/Mini Project/Assignment/Content Preparation / Quiz/ Surprise Test / Solving GATE questions/ etc) 10

1. Study the characteristics of various processing units involved in chemical plant.
2. Develop the process model by using predefined unit operations (e.g. mixing, distillation, heating) from the library of any process simulator.
3. Analyse the functioning of each processing units with help of virtual unit operations packages.
4. Perform a physical property analysis using simulation packages
5. Implement distillation column analysis using simulation software.
6. Create process flow models and diagrams

COURSE OUTCOMES:

Students able to

- CO1** Understand common unit operations in process industries. L2
CO2 Identify the dynamics of important unit operations in petro chemical industry. L2
CO3 Develop understanding of important processes taking place selected case studies namely petrochemical industry, power plant industry and paper & pulp industry. L5
CO4 Select appropriate measurement techniques for selective processes. L5
CO5 Develop controller structure based on the process knowledge. L5
CO6 Analyze the operation and challenges in integrated industrial processes. L4

TEXT BOOKS:

1. Balchen ,J.G., and Mumme, K.J., “ Process Control structures and applications”, Van Nostrand Reinhold Co., New York, 1988
2. Warren L. McCabe, Julian C. Smith and Peter Harriot, “Unit Operations of Chemical Engineering”, McGraw-Hill International Edition, New York, Sixth Edition, 2001.

REFERENCES:

1. Liptak B.G., “Instrument and Automation Engineers' Handbook: Process Measurement and Analysis”, Fifth Edition, CRC Press, 2016.
2. James R.couper, Roy Penny, W., James R.Fair and Stanley M.Walas, “Chemical Process Equipment: Selection and Design”, Gulf Professional Publishing, 2010.
3. Austin G.T and Shreeves, A.G.T., “Chemical Process Industries”, McGraw–Hill International student, Singapore, 1985.
4. Luyben W.C., “Process Modeling, Simulation and Control for Chemical Engineers”, McGraw-Hill International edition, USA, 1989.
5. K. Krishnaswamy, Process Control, new age publishers , 2009.

List of Open Source Software/ Learning website:

1. <https://www.aspentech.com/en>
2. <http://avtechscientific.com/>
3. <https://www.chemstations.com/CHEMCAD/>
4. <https://www.prosim.net/en/product/prosimplus-steady-state-simulation-and-optimization-of-processes/>
5. <https://www.cocosimulator.org/>
6. <https://dwsim.fossee.in/>

MAPPING OF COs WITH POs AND PSOs

PO, PSO CO	PO												PSO		
	1	2	3	4	5	6	7	8	9	10	11	12	1	2	3
CO1	3								1						
CO2		3							1		2				2
CO3									1						
CO4		3		3	3				1				3	3	
CO5			3			3			1				3	3	3
CO6			3	3			3	2	1	2	3	3			2
AVG	3	3	3	3	3	3	3	2	1	2	2.5	3	3	3	2.33

1- low, 2-medium, 3-high, ‘-‘- no correlation



NCC Credit Course Level 3*

NX3651	(ARMY WING) NCC Credit Course Level - III	L	T	P	C
		3	0	0	3

PERSONALITY DEVELOPMENT **9**

PD 3	Group Discussion: Team Work				2
PD 4	Career Counselling, SSB Procedure & Interview Skills				3
PD 5	Public Speaking				4

BORDER & COASTAL AREAS **4**

BCA 2	Security Setup and Border/Coastal management in the area				2
BCA 3	Security Challenges & Role of cadets in Border management				2

ARMED FORCES **3**

AF 2	Modes of Entry to Army, CAPF, Police				3
------	--------------------------------------	--	--	--	---

COMMUNICATION **3**

C 1	Introduction to Communication & Latest Trends				3
-----	---	--	--	--	---

INFANTRY **3**

INF 1	Organisation of Infantry Battalion & its weapons				3
-------	--	--	--	--	---

MILITARY HISTORY **23**

MH 1	Biographies of Renowned Generals				4
MH 2	War Heroes - PVC Awardees				4
MH 3	Study of Battles - Indo Pak War 1965, 1971 & Kargil				9
MH 4	War Movies				6

TOTAL: 45 PERIODS

NCC Credit Course Level 3*

NX3652	(NAVAL WING) NCC Credit Course Level - III	L	T	P	C
		3	0	0	3

PERSONALITY DEVELOPMENT 9

PD 3	Group Discussion: Team Work	2
PD 4	Career Counselling, SSB Procedure & Interview Skills	3
PD 5	Public Speaking	4

BORDER & COASTAL AREAS 4

BCA 2	Security Setup and Border/Coastal management in the area	2
BCA 3	Security Challenges & Role of cadets in Border management	2

NAVAL ORIENTATION 6

NO 3	Modes of Entry - IN, ICG, Merchant Navy	3
AF 2	Naval Expeditions & Campaigns	3

NAVAL COMMUNICATION 2

NC 1	Introduction to Naval Communications	1
NC 2	Semaphore	1

NAVIGATION 2

N 1	Navigation of Ship - Basic Requirements	1
N 2	Chart Work	1

SEAMANSHIP 15

MH 1	Introduction to Anchor Work	2
MH 2	Rigging Capsule	6
MH 3	Boatwork - Parts of Boat	2
MH 4	Boat Pulling Instructions	2
MH 5	Whaler Sailing Instructions	3

FIRE FIGHTING FLOODING & DAMAGE CONTROL 4

FFDC 1	Fire Fighting	2
FFDC 2	Damage Control	2

SHIP MODELLING 3

SM	Ship Modelling Capsule	3
----	------------------------	---

TOTAL : 45 PERIODS

NCC Credit Course Level 3*

NX3653	(AIR FORCE WING) NCC Credit Course Level - III	L	T	P	C
		3	0	0	3
PERSONALITY DEVELOPMENT					9
PD 3	Group Discussion: Team Work				2
PD 4	Career Counselling, SSB Procedure & Interview Skills				3
PD 5	Public Speaking				4
BORDER & COASTAL AREAS					4
BCA 2	Security Setup and Border/Coastal management in the area				2
BCA 3	Security Challenges & Role of cadets in Border management				2
AIRMANSHIP					1
A 1	Airmanship				1
BASIC FLIGHT INSTRUMENTS					3
FI 1	Basic Flight Instruments				3
AERO MODELLING					3
AM 1	Aero Modelling Capsule				3
GENERAL SERVICE KNOWLEDGE					2
GSK 4	Latest Trends & Acquisitions				2
AIR CAMPAIGNS					6
AC 1	Air Campaigns				6
PRINCIPLES OF FLIGHT					6
PF 1	Principles of Flight				3
PF 2	Forces acting on Aircraft				3
NAVIGATION					5
NM 1	Navigation				2
NM 2	Introduction to Met and Atmosphere				3
AERO ENGINES					6
E 1	Introduction and types of Aero Engine				3
E 2	Aircraft Controls				3

TOTAL : 45 PERIODS

COURSE OBJECTIVES:

1. Programming of PLC and DCS.
2. Sensor data acquisition, data processing and visualization.
3. Interfacing the various field devices with PLC.

LIST OF EXPERIMENTS

1. Study of PLC field device interface modules (AI,AO,DI,DO modules)
2. Programming Logic Gates Function in PLC
3. Implementing Mathematical Operations in PLC
4. Programming Jump-to-subroutine & return operations in PLC
5. PLC Exercises:- 1. Traffic Light Control and Filling/Draining Control Operation
6. PLC Exercise: 1. Reversal of DC Motor Direction 2. ON/OFF Controller for Thermal Process
7. PC based control of Level Process
8. On-line Monitoring and Control of a Pilot plant using DCS
9. PLC based Control of Flow Process
10. Study of Foundation Fieldbus /IoT/Wireless HART Enabled Transmitter
11. Interfacing Limit switches and a Pump with PLC.
12. Implementation of Alarm-Annunciator sequences (ISA 18.1 Standard) using all IEC 61131-3 PLC Programming Languages.

(Any 10 for Conduct of end semester examination)

TOTAL 60 PERIODS

COURSE OUTCOMES:

- CO1** Understand and Programming of PLC, SCADA and DCS (L2)
- CO2** Work with industrial automation system (L3)
- CO3** Design and implement control schemes in PLC & DCS (L5)
- CO4** Interface field devices with PLC & DCS (L3)

MAPPING OF COs WITH POs AND PSOs

CO's	PO's												PSO's		
	1	2	3	4	5	6	7	8	9	10	11	12	1	2	3
CO1	2	2	1	2	1	1	1	2	3	3	1	2	2	2	2
CO2	3	2	2	2	1	1	1	3	3	3	1	2	2	2	2
CO3	3	3	3	3	1	1	1	3	3	3	1	2	2	2	2
CO4	3	2	2	2	1	1	1	3	3	3	1	2	2	2	2
AVG	2.75	2.25	2	2.25	1	1	1	2.75	3	3	1	2	2	2	2

1- low, 2-medium, 3-high, '-'- no correlation

Note: The average value of this course to be used for program articulation matrix.

SEMESTER VII

EI3751	INDUSTRIAL DATA COMMUNICATION	L	T	P	C
		3	0	0	3

COURSE OBJECTIVES:

- To understand the significance of data communication.
- To gain fundamental knowledge over computer networking.
- To get familiarized with various serial communication standards.
- To obtain an insight over various industrial data communication
- To build knowledge on wireless technology for industrial applications

UNIT – I NETWORKING FUNDAMENTALS(7+2 SKILLS) 9

Standards - Protocols - Network Models:- OSI Model - TCP/IP Model - Network Types - Network Topologies - Network Devices - Ethernet Standards.

UNIT -II SERIAL COMMUNICATION INTERFACES II (7+2 SKILLS) 9

RS232, RS422, RS485:- Features - Signal levels - USB:- Types - Features - Signal levels - Data encoding - Packet types -Transfer types - CAN:- Features - Signal levels - Message types - Message frames

UNIT - III MODBUS AND HART(7+2 SKILLS) 9

MODBUS:- Protocol Description - Transaction - Function codes - Message format - HART:- Communication modes - Networks - Command set - Telegram structure

UNIT - IV FOUNDATION FIELDBUS AND PROFIBUS(7+2 SKILLS) 9

FIELDBUS:- Architecture - Communication protocols - Topology - Standards - PROFIBUS:- Introduction - Types - Operational Characteristics - Transmission technology - Introduction to PROFINET

UNIT - V WIRELESS TECHNOLOGIES FOR INDUSTRIAL APPLICATIONS(7+2 SKILLS) 9

Wireless sensor networks:- Hardware components – Energy consumption of sensor nodes – Network architecture - ISA100 - Wireless HART - IEEE 802.11 - IEEE 802.15.4.

TOTAL: 45 PERIODS

SKILL DEVELOPMENT ACTIVITIES (Group Seminar/Mini Project/Assignment/Content Preparation / Quiz/ Surprise Test / Solving GATE questions/ etc) 10

1. Investigation of recent trends in networking technologies relating to industrial data communication.
2. Study of protocol converters available in the industry.
3. Transfer of real time process data using different communication protocols.
4. Survey of proprietary protocols not covered in the syllabus.
5. Introduction to Industrial Internet of Things.

COURSE OUTCOMES:

Students able to

- CO1** Acquire adequate knowledge over computer networking and communication protocols
- CO2** Choose suitable networking architecture and the associated protocols for industrial data communication.
- CO3** Analyze the requirements of a given application and use appropriate communication protocols.
- CO4** Adopt best practices in installation and commissioning of industrial data communication links
- CO5** Realize the nature of the industrial application in hand and employ suitable wired solution.

CO6 Ability to infer the requirements of an industry and select a wireless solution for installing Industrial data network.

TEXT BOOKS:

1. Mackay, S., Wright,E., Reynders,D., and Park,J., “Practical Industrial Data Networks: Design, Installation and Troubleshooting”, Newnes Publication,1st edition, Elsevier, 2004.
2. Buchanan,W., “Computer Busses: Design and Application”, CRC Press, 2000.
3. Bela G.Liptak, “Instrument Engineers’ Handbook, Volume 3 : Process Software and Digital Networks”, 4th Edition, CRC Press, 2011.

REFERENCES:

1. Bowden,R., “HART Application Guide”, HART Communication Foundation, 1999.
2. Berge,J., “Field Buses for Process Control: Engineering, Operation, and Maintenance”, ISA Press, 2004.
3. Lawrence (Larry) M. Thompson and Tim Shaw, “Industrial Data Communications”, 5th Edition ,ISA Press, 2015.
4. NPTEL Lecture notes on,” Computer Networks” by Department of Electrical Engg, IIT Kharagpur.

List of Open Source Software/ Learning website:

7. <https://lecturenotes.in/s/2636-data-communication-and-computer-network/notes>
8. <https://nptel.ac.in/courses/106108098>
9. <https://www.bmc.net/practical-industrial-data-communications-and-telecommunications>
10. <https://nptel.ac.in/courses/106108056>

MAPPING OF COs WITH POs AND PSOs

CO/PO	PO01	PO02	PO03	PO04	PO05	PO06	PO07	PO08	PO09	PO10	PO11	PO12	PSO1	PSO2	PSO3
CO1	3		1					1	1	1	1	2			3
CO2		3	1	2	2	2		1	1	1	1	2		2	3
CO3			1	3	3	2		1	1	1	1	2			3
CO4			1		3			1	1	1	1	2	2		3
CO5		3	1	2				1	1	1	1	2			3
CO6			1			3	3	1	1	1	1	2			3
AVG	3	3	1	2.33	2.67	2.33	3	1	1	1	1	2	2	2	3

PROGRESS THROUGH KNOWLEDGE

COURSE OBJECTIVES:

1. To give an introduction on several fundamental concepts and methods for machine learning.
2. To familiarize with some basic learning algorithms and techniques and their applications.
3. To provide the knowledge related to processing, analyzing and handling data sets.
4. To illustrate the typical applications of various clustering based learning algorithms

UNIT I INTRODUCTION TO MACHINE LEARNING**9**

Objectives of machine learning – Human learning/ Machine learning – Types of Machine learning:- Supervised Learning – Unsupervised learning – Regression – Classification – The Machine Learning Process:- Data Collection and Preparation – Feature Selection – Algorithm Choice – Parameter and Model Selection – Training – Evaluation – Bias-Variance Tradeoff – Underfitting and Over fitting Problems.

UNIT II DATA PREPROCESSING**9**

Data quality – Data preprocessing: - Data Cleaning:- Handling missing data and noisy data – Data integration:- Redundancy and correlation analysis – Continuous and Categorical Variables – Data Reduction:- Dimensionality reduction (Linear Discriminant Analysis – Principal Components Analysis).

UNIT III SUPERVISED LEARNING**9**

Linearly separable and nonlinearly separable populations – Logistic Regression – Radial Basis Function Network – Support Vector Machines: - Kernels – Risk and Loss Functions - Support Vector Machine Algorithm – Multi Class Classification – Support Vector Regression.

UNIT IV CLUSTERING AND UNSUPERVISED LEARNING**9**

Introduction – Clustering:- Partitioning Methods:- K-means algorithm – Mean Shift Clustering – Hierarchical clustering – Clustering using Gaussian Mixture Models – Clustering High-Dimensional Data:- Problems – Challenges

UNIT V NEURAL NETWORKS**9**

Multi-Layer Perceptron – Backpropagation Learning Algorithm – Neural Network fundamentals – Activation functions – Types of Loss Function – Optimization: Gradient Descent Algorithm – Stochastic Gradient Descent – one case study.

TOTAL 45 PERIODS**SKILL DEVELOPMENT ACTIVITIES (Group Seminar/Mini Project/Assignment/Content Preparation / Quiz/ Surprise Test / Solving GATE questions/ etc)****10**

1. Explore the areas and applications where machine learning is used.
2. Collect data for any application and apply data preprocessing techniques.
3. Develop prediction model using the Machine learning techniques.
4. Design controller using Neural Network for any one application

COURSE OUTCOMES:

- CO1** Ability to understand the basic theory underlying machine learning.
- CO2** Ability to understand a range of machine learning algorithms along with their strengths and weaknesses.
- CO3** Ability to formulate machine learning problems corresponding to different applications.
- CO4** Ability to apply machine learning algorithms to solve problems of moderate complexity.
- CO5** Ability to read current research papers and understand the issues raised by current research.

TEXT BOOKS:

1. Gareth James, Daniela Witten, Trevor Hastie, Robert Tibshirani, An Introduction to Statistical Learning with Applications in R, Springer Texts in Statistics,2013.
2. Thomas A. Runkler, Data Analytics: Models and Algorithms for Intelligent Data Analysis, Springer Vieweg, 2nd Edition,2016.

REFERENCES:

1. EthemAlpaydin, —Introduction to Machine Learning (AdaptiveComputation andMachine Learning), The MIT Press 2004.
2. Stephen Marsland, —Machine Learning: An Algorithmic Perspective, CRC Press, 2009

List of Open Source Software/ Learning website:

- 1- <https://lecturenotes.in/materials/64801-machine-learning-for-engineering-and-science-applications>
- 2- <https://nptel.ac.in/courses/106105152>
- 3- <https://nptel.ac.in/courses/106106139>
- 4- <https://nptel.ac.in/courses/106106202>
- 5- <https://nptel.ac.in/courses/110101145>

MAPPING OF COs WITH POs AND PSO's

CO's	PO's												PSO's		
	1	2	3	4	5	6	7	8	9	10	11	12	1	2	3
CO1	3						1	1	1	1	1	2	2	2	2
CO2	3						1	1	1	1	1	2	2	2	2
CO3	3	3				2	1	1	1	1	1	2	2	2	2
CO4	3	3	3	3			1	1	1		1	2	2	2	2
CO5	3	3	2	2	1		1	1	1	1	1	2	2	2	2
AVg.	3	3	2.5	2.5	1	2	1	1	1	1	1	2	2	2	2

1-low, 2-medium, 3-high, ‘-‘- no correlation

PROGRESS THROUGH KNOWLEDGE

REFERENCES:

1. The Nonreligious: Understanding Secular People and Societies, Luke W. Galen Oxford University Press, 2016.
2. Secularism: A Dictionary of Atheism, Bullivant, Stephen; Lee, Lois, Oxford University Press, 2016.
3. The Oxford Handbook of Secularism, John R. Shook, Oxford University Press, 2017.
4. The Civic Culture: Political Attitudes and Democracy in Five Nations by Gabriel A. Almond and Sidney Verba, Princeton University Press,
5. Research Methodology for Natural Sciences by Soumitro Banerjee, IISc Press, January 2022

COURSE OUTCOMES

Students will be able to

CO1 : Identify the importance of democratic, secular and scientific values in harmonious functioning social life

CO2 : Practice democratic and scientific values in both their personal and professional life.

CO3 : Find rational solutions to social problems.

CO4 : Behave in an ethical manner in society

CO5 : Practice critical thinking and the pursuit of truth.

EI3811

PROJECT WORK / INTERNSHIP

L	T	P	C
0	0	20	10

COURSE OBJECTIVES:

The student should be made to learn methodology to select a good project and able to work in a team leading to development of hardware/software product.prepare a good technical report. Gain Motivation to present the ideas behind the project with clarity.

A Project topic must be selected either from research literature or the students themselves may propose suitable topics in consultation with their guides. The aim of the project work is to deepen Comprehension of principles by applying them to a new problem which may be the design /fabrication of Sensor/Activator/Controller, a research investigation, a computer or management project or a design problem. The progress of the project is evaluated based on a minimum of two reviews. The review committee may be constituted by the Head of the Department. A project report is required at the end of the semester. The project work is evaluated jointly by external and internal examiners constituted by the Head of the Department based on oral presentation and the project report.

TOTAL : 300 PERIODS

COURSE OUTCOMES:

- CO1** Ability to identify, formulate, design, interpret,analyze and provide solutions to complex engineering and societal issues by applying knowledge gained on basics of science and Engineering.
- CO2** Ability to choose, conduct and demonstrate a sound technical knowledge of their selected project topics in the field of electronics, process automation, instrumentation and control by exploring suitable engineering and IT tools.

- CO3** Ability to understand, formulate and propose new learning algorithms to solve engineering and societal problems of moderate complexity through multidisciplinary projects understanding commitment towards sustainable development.
- CO4** Ability to demonstrate, prepare reports, communicate and work in a team as a member/leader by adhering to ethical responsibilities.
- CO5** Ability to acknowledge the value of continuing education for oneself and to stay up with technology advancements.

MAPPING OF COs WITH POs AND PSO's

CO's	PO's												PSO's		
	1	2	3	4	5	6	7	8	9	10	11	12	1	2	3
CO1	3	3	3	3	-	-	-	-	-	-	-	-	3	3	3
CO2	-	-	-	-	3	3	-	-	-	-	-	-	3	-	-
CO3	-	-	-	-	-	-	3	-	3	-	-	-	-	-	3
CO4	-	-	-	-	-	-	-	3	3	3	3	-	-	-	3
CO5	-	-	-	-	-	-	-	-	-	-	-	3	3	3	3
AVg.	3	3	3	3	3	3	3	3	3	3	3	3	3	3	3

1-low, 2-medium, 3-high, '-'- no correlation

CEI331

AUTOMATION – VERTICAL

PLC PROGRAMMING

L T P C
3 0 0 3

COURSE OBJECTIVES:

1. To know about the basics of PLC and Automation
2. To understand the importance of Automation
3. To explore various types and manufactures of PLCs.
4. To introduce types of programming languages of PLC and some exercise few programs.

UNIT I INTRODUCTION (7+2 SKILL) 9

Programmable Logic Controller (PLC)- Block diagram of PLC- Programming languages of PLC- Basic instruction sets- Design of alarm and interlocks- Networking of PLC- Overview of safety of PLC with case studies- Process Safety Automation: Levels of process safety through use of PLCs- IEC 61131-3 Standard - Application of international standards in process safety control.

UNIT II IEC 61131-3 (7+2 SKILL) 9

Rails- Rungs- Relay Logic- Latch switch- Timers- Counters- Boolean logics- Math Instructions- Data manipulation Instructions- Requirement of communication networks for PLC, PLC to PC Communication to computer- FBD equivalent to LL- FBD Programming- IL- SFC-ST

UNIT III SCADA (7+2 SKILL) 9

Elements of SCADA system- History of SCADA, Remote Terminal Unit- Discrete control- Analog control, Master Terminal Unit- Operator interface.

UNIT IV HART and Field Bus (7+2 SKILL)**9**

Introduction- Evolution of signal standards- HART communication protocol- communication modes- HART networks- HART commands- HART and OSI model- Field bus- Architecture- Basic requirements of field Busstandard- Field bus Topology- Interoperability- Interchangeability.

UNIT V PLC PROGRAMMING (7+2 SKILL)**9**

Exercise in Programming Languages from IEC 61131-3: Traffic Light Control- Two way- Four way – Water Level Control- Automatic Material Sorting System- Automatic Bottle Filling System, Code Converters- DC motor Control- Alarm Circuit.

TOTAL: 45 PERIODS

SKILL DEVELOPMENT ACTIVITIES (Group Seminar/Mini Project/Assignment/Content Preparation / Quiz/ Surprise Test / Solving GATE questions/ etc)

10

- 1 Taking Local area to implement simple closed loop system for any system using PLC.
- 2 Making a complete automated control loop with Supervisory and HMI system.
- 3 Implementing an Alarm based control scheme and run in a simulated environment.
- 4 Designing an entire PLC logic for filling and draining water tank automatically.

COURSE OUTCOMES:

- CO1** Understand the basics and need for Automation in industries (L2).
CO2 Explain the logic and flow of any particular programming written for a process (L2).
CO3 Apply the knowledge to design or improve an existing program to increase productivity of any process (L3).
CO4 Breakdown SCADA architecture and communication protocols (L4).
CO5 Build and logic in any of the programming languages from IEC- 61131- 3 standard (L3).

TEXT BOOKS:

1. Frank D. Petruzella, “Programmable Logic Controllers”, 5th Edition, McGraw- Hill, New York, 2019.
2. Stuart Boyer A, “SCADA: Supervisory control and data Acquisition”, Fourth Edition, ISA- The Instrumentation, Systems, and Automation Society, 2010

REFERENCES

1. Bolton. W, “Programmable Logic Controllers”, Elsevier Newnes, 6th Edition 2015.

List of Open-Source Software/ Learning website:

- 1 <https://nptel.ac.in/courses/108105062>
- 2 <https://nptel.ac.in/courses/108105088>
- 3 <http://www.nitttrc.edu.in/nptel/courses/video/105105201/lec56.pdf>
- 4 <https://nptel.ac.in/courses/108106022>
- 5 <https://new.siemens.com/global/en/products/automation/systems/industrial/plc/logo/logo-software.html>
- 6 https://componentsearchengine.com/library/proteus?qclid=CjwKCAjw_ISWBhBkEiwAdqxb9okUZZHcQoa9fSRK2Uq41Rq0GZxdGUP6_6GIBv77p4JqGt_iDALjhoCksEQAvD_BwE

MAPPING OF COs WITH POs AND PSOs

CO's	PO's								PSO's						
	1	2	3	4	5	6	7	8	9	10	11	12	1	2	3
CO1	2	2	2	2	1	1	1	1	1	1	1	2	2	2	2
CO2	2	2	2	2	1	1	1	1	1	1	1	2	2	2	2
CO3	3	2	2	2	1	1	1	1	1	1	1	2	2	2	2
CO4	3	3	3	2	1	1	1	1	1	1	1	2	2	2	2
CO5	3	2	2	2	1	1	1	1	1	1	1	2	2	2	2
AVg.	2.6	2.2	2.2	2	1	1	1	1	1	1	1	2	2	2	2

1-low, 2-medium, 3-high, ‘-’ - no correlation

COURSE OBJECTIVES:

1. To study the various parts of robots and fields of robotics.
2. To study the various kinematics & inverse kinematics of robots, the Euler & Lagrangian formulation of Robot dynamics.
3. To study the trajectory planning and the control of robots for some specific applications.
4. To educate on various path planning techniques and introduce the dynamics & control of manipulators

UNIT I BASIC CONCEPTS (7+2 SKILL) 9

Definition and origin of robotics – different types of robotics – various generations of robots – degrees of freedom – Robot classifications and specifications- Asimov's laws of robotics – dynamic stabilization of robots

UNIT II POWER SOURCES, SENSORS AND ACTUATORS (7+2 SKILL) 9

Hydraulic, pneumatic and electric drives: Design and control issues – determination of HP of motor and gearing ratio – variable speed arrangements – path determination – micro machines in robotics – machine vision – ranging – laser – acoustic – magnetic, fiber optic and tactile sensors

UNIT III MANIPULATORS AND GRIPPERS DIFFERENTIAL MOTION (7+2 SKILL) 9

Construction of manipulators – manipulator dynamics and force control – electronic and pneumatic manipulator control circuits – end effectors – U various types of grippers – design considerations.

UNIT IV KINEMATICS AND PATH PLANNING (7+2 SKILL) 9

Linear and angular velocities-Manipulator Jacobian-Prismatic and rotary joints-Inverse -Wrist and arm singularity - Static analysis - Force and moment BalanceSolution kinematics problem – robot programming languages.

UNIT V DYNAMICS AND CONTROL AND APPLICATIONS (7+2 SKILL) 9

Lagrangian mechanics-2DOF Manipulator-Lagrange Euler formulation-Dynamic model – Manipulator control problem-Linear control schemes - PID control scheme-Force control of robotic manipulator.Multiple robots – machine interface – robots in manufacturing and non- manufacturing applications – robot cell design – selection of robot.

TOTAL 45 PERIODS**SKILL DEVELOPMENT ACTIVITIES (Group Seminar/Mini Project/Assignment/Content****Preparation / Quiz/ Surprise Test / Solving GATE questions/ etc) 10**

1. Learn any one programming language (C/C++, Python, Java etc.)
2. Kinds of sensors for industrial robot applications.
3. Familiarization with relevant software tool (MATLAB) and programming language
4. Controlling Arduino Robot using Android Smartphone
5. Real time robotics projects (Soccer robots, line follower etc)

COURSE OUTCOMES:

- CO1** Understand the evolution of robot technology and mathematically represent different types of robot (L2).
- CO2** Get exposed to the case studies and design of robot machine interface (L3).
- CO3** Analyze various control schemes of Robotics control (L4).
- CO4** Ability to select appropriate configuration of rotor for a specific application. (L3)
- CO5** Ability to choose actuator/sensor for robot. (L1)

TEXT BOOKS:

1. Mikell P. Weiss G.M., Nagel R.N., Odraj N.G., Industrial Robotics, McGraw-Hill Singapore, 2015.
2. Saeed B Niku, Introduction to Robotics, Analysis, Systems, Applications Prentice Hall, 3 edition 2104.

REFERENCES:

1. Deb.S.R., Robotics technology and flexible Automation, John Wiley, USA 2nd edition (2017)
2. Klafter R.D., Chimielewski T.A., Negin M., Robotic Engineering – An integrated approach, Prentice Hall of India, New Delhi, 1994.
3. R.K.Mittal and I.J.Nagrath, Robotics and Control, Tata McGraw Hill, New Delhi,4th Reprint,2005
4. JohnJ.Craig ,Introduction to Robotics Mechanics and Control, Third edition, Pearson Education,2009.

List of Open Source Software/ Learning website:

1. <https://nptel.ac.in/courses/112105249>
2. <https://nptel.ac.in/courses/107106090>
3. <https://nptel.ac.in/courses/112101098>
4. <http://site.ieee.org/scv-css/files/2015/04/IEEE-Robotics-Talk.pdf>
5. <https://www.intel.com/content/www/us/en/robotics/types-and-applications.html>
6. <https://nitc.ac.in/app/webroot/img/upload/M4P3.pdf>

MAPPING OF COs WITH POs AND PSOs

CO's	PO's												PSO's		
	1	2	3	4	5	6	7	8	9	10	11	12	1	2	3
CO1	2	2	1	1	1	1	1	1	1	1	1	2	2	2	2
CO2	3	2	2	2	1	1	1	1	1	1	1	2	2	2	2
CO3	3	3	3	2	1	1	1	1	1	1	1	2	2	2	2
CO4	3	3	3	2	1	1	1	1	1	1	1	2	2	2	2
CO5	3	3	3	2	1	1	1	1	1	1	1	2	2	2	2
AVg.	2.66	2.33	2	1.66	1	1	1	1	1	1	1	2	2	2	2

1-low, 2-medium, 3-high, '-' - no correlation

CEI333

INDUSTRY 4.0

L	T	P	C
3	0	0	3

COURSE OBJECTIVES:

1. To offer learners an introduction to Industry 4.0 and its applications.
2. To gain deep insights into how smartness is being harnessed from data.
3. To understand what needs to be done in order to overcome the challenges.
4. To familiarize in Industry 4.0 in healthcare services.

UNIT I INTRODUCTION (7+2 SKILL)**9**

Introduction to Industry 4.0 The Various Industrial Revolutions - Digitalization and the Networked Economy - Drivers, Enablers, Compelling Forces and Challenges for Industry 4.0 -

Comparison of Industry 4.0 Factory and Today's Factory - Trends of Industrial Big Data and Predictive Analytics for Smart Business Transformation

UNIT II INTEGRATED IoT (7+2 SKILL) 9

Road to Industry 4.0 - Internet of Things (IoT) & Industrial Internet of Things (IIoT) & Internet of Services - Smart Manufacturing - Smart Devices and Products - Smart Logistics - Smart Cities - Predictive Analytics

UNIT III ROBOTICS AND SECURITY (7+2 SKILL) 9

System, Technologies for enabling Industry 4.0 – Cyber Physical Systems - Robotic Automation and Collaborative Robots - Support System for Industry 4.0 - Mobile Computing - Cyber Security

UNIT IV CLOUD COMPUTING (7+2 SKILL) 9

Role of data, information, knowledge and collaboration in future organizations – Resource based view of a firm - Data as a new resource for organizations - Harnessing and sharing knowledge in organizations - Cloud Computing Basics -Cloud Computing and Industry 4.0

UNIT V CASE STUDY AND APPLICATIONS (7+2 SKILL) 9

Industry 4.0 IIoT case studies - Opportunities and Challenges - Future of Works and Skills for Workers in the Industry 4.0 Era - Strategies for competing in an Industry 4.0 world – Society 5.0

TOTAL: 45 PERIODS

SKILL DEVELOPMENT ACTIVITIES (Group Seminar/Mini Project/Assignment/Content Preparation / Quiz/ Surprise Test / Solving GATE questions/ etc) 10

- 1 A Seminar on case studies, cloud computing, security and IoT.
- 2 Quiz on different types of industrial 4.0 applications.
- 3 Familiarization with relevant software tool (MATLAB, AR/VR, PLM)
- 4 Creating a cloud computing platform and work on it.
- 5 Introduction to other industry and security not covered in the above syllabus

COURSE OUTCOMES:

- CO1** Understand the drivers and enablers of Industry 4.0 (L2).
CO2 Appreciate the smartness in smart factories, smart cities, smart products and smart services (L2).
CO3 Outlines the various systems used in a manufacturing plant and their role in an Industry 4.0 world (L1).
CO4 Describe a strategic framework to exploit new technologies to enable Healthcare 4.0 (L1)
CO5 Ability to apply industry 4.0 concepts to real time applications. (L4)

TEXT BOOKS:

1. Alasdair Gilchrist, "Industry 4.0: The Industrial Internet of Things", Apress, 2016.
2. Lan Gibson, David W. Rosen and Brent Stucker, "Additive Manufacturing Technologies Rapid Prototyping to Direct Digital Manufacturing", Springer, 2010.

REFERENCES:

1. . ArsheepBahga, Internet of Things: A Hands on Approach, Orient Blackswan Private Limited - New Delhi, 2015
2. . Andreas Gebhardt, "Understanding Additive Manufacturing: Rapid Prototyping, Rapid Tooling, Rapid Manufacturing", Hanser Publisher, 2011
3. . J. Chanchaichujit, A.Tan, Meng, F., Eaimkhong, S. "Healthcare 4.0 Next Generation Processes with the Latest Technologies", Palgrave Pivot, 2019.

List of Open Source Software/ Learning website:

- 1 <https://nptel.ac.in/courses/106105167>
- 2 <https://nptel.ac.in/courses/106105195>
- 3 <https://nptel.ac.in/courses/108108123>
- 4 <https://www.epicor.com/en-in/blog/learn/what-is-industry-4-0/>
- 5 https://www.iare.ac.in/sites/default/files/loT_Lecture_Notes_Modified_0.pdf
- 6 <https://nptel.ac.in/courses/106106147>

MAPPING OF COs WITH POs AND PSOs

CO's	PO's												PSO's		
	1	2	3	4	5	6	7	8	9	10	11	12	1	2	3
CO1	2	2	2	1	1	1	1	1	1	1	1	2	2	2	2
CO2	2	2	2	1	1	1	1	1	1	1	1	2	2	2	2
CO3	1	1	1	1	1	1	1	1	1	1	1	1	2	2	2
CO4	1	1	-	1	1	1	1	1	1	-	1	1	2	2	2
CO5	1	1	1	1	1	1	1	1	1	1	1	1	2	2	2

1-low, 2-medium, 3-high, '-' - no correlation

CEI334

INTELLIGENT AUTOMATION

L T P C
3 0 0 3

COURSE OBJECTIVES:

1. To identify potential areas for automation and justify need for automation
2. Study the concepts of Artificial Intelligence.
3. Learn the methods of solving problems using Artificial Intelligence.
4. Apply the concept of AI to attain industrial automation

UNIT I INTRODUCTION TO AUTOMATION (7+2 SKILL)

9

Introduction to Industrial Automation - Automation in Production System- Principles and Strategies of Automation - Basic Elements of an Automated System- Advanced Automation Functions- Levels of Automations- Production Economics - Methods of Evaluating Investment Alternatives- Costs in Manufacturing- Break Even Analysis- Unit cost of production- Cost of Manufacturing Lead time and Work-in-process.

UNIT II INTRODUCTION TO ARTIFICIAL INTELLIGENCE (7+2 SKILL)

9

Introduction to Artificial Intelligence -Introduction-Foundations of AI- History of AI- Intelligent agents: Agents and Environment- Reactive agent- deliberative- goal driven- utility driven and learning agents -Artificial Intelligence programming techniques. Introduction to ML and DL Concepts.

UNIT III KNOWLEDGE AND REASONING (7+2 SKILL)

9

Knowledge Representation and Reasoning - Ontologies-foundations of knowledge representation and reasoning-representing and reasoning about objects- relations- events-actions- time- and space- predicate logic-situation calculus- description logics-reasoning with defaults-reasoning about knowledge-sample applications- Representing Knowledge and reasoning in an Uncertain Domain- Bayes rule-Bayesian networks-probabilistic inference-sample applications- Planning: planning as search- partial order planning- construction and use

of planning graphs.

UNIT IV EXPERT SYSTEMS (7+2 SKILL)

9

Expert systems -Expert systems – Architecture of expert systems, Roles of expert systems – Knowledge Acquisition – Meta knowledge- Heuristics. Typical expert systems – MYCIN – ART-XOON.

UNIT V AI IN CONTROL SYSTEMS (7+2 SKILL)

9

Industrial AI applications and Case studies - Applications of Industrial AI in Monitoring-optimization and control- AI applications in Industry Automation using -natural language processing-computer vision-speech recognition-computer vision.

TOTAL: 45 PERIODS

SKILL DEVELOPMENT ACTIVITIES (Group Seminar/Mini

10

Project/Assignment/Content Preparation / Quiz/ Surprise Test / Solving GATE questions/ etc)

- 1 A seminar on detailed study about existing control methods using AI
- 2 Designing an AI to recognize face and to authenticate.
- 3 Train an AI to read alarm codes and take action.

COURSE OUTCOMES:

- CO1** Understand the basics AI algorithms (L2).
- CO2** Identify appropriate AI methods to solve a given problem (L1).
- CO3** Illustrate about AI/ML/DL techniques in Industrial Automation (L3).
- CO4** Summarize the levels of automation (L2).
- CO5** Ability to apply AI concepts for industrial optimization and control. (L4)

TEXT BOOKS:

1. Rich and Knight, "Artificial Intelligence", 3rd Edition, Tata McGraw Hill, 2014.
2. M.P.Groover, "Automation, Production Systems and Computer Integrated Manufacturing", 5th edition, Pearson Education, 2009.

REFERENCES

- 1 Anuradha Srinivasaraghavan, Vincy Joseph "Machine Learning", Wiley, 2019.
- 2 Stuart Russell and Peter Norvig, "Artificial Intelligence: A Modern Approach", 2nd Edition, Prentice Hall, 2003.
- 3 Rajiv Chopra, "Deep Learning", 1st edition, Khanna Publishing House,2018.

List of Open-Source Software/ Learning website:

- 1 <https://nptel.ac.in/courses/106102220>
- 2 <https://nptel.ac.in/courses/108105063>
- 3 <https://aws.amazon.com/free/machine-learning>
- 4 <https://www.tensorflow.org/>

MAPPING OF COs WITH POs AND PSOs

CO's	PO's												PSO's		
	1	2	3	4	5	6	7	8	9	10	11	12	1	2	3
1-L2	2	2	2	2	1	1	1	1	1	1	1	2	2	2	2
2-L1	1	1	1	1	1	1	1	1	1	1	1	2	2	2	2
3-L3	3	2	2	2	1	1	1	1	1	1	1	2	2	2	2
4-L2	2	1	2	2	1	1	1	1	1	-	1	2	2	2	2
AVg.	2	1.5	1.75	1.75	1	1	1	1	1	1	1	2	2	2	2

1-low, 2-medium, 3-high, '-' - no correlation

COURSE OBJECTIVES:

1. To introduce students to fundamentals of Manufacturing
2. To familiarize with selection of sensors for various application
3. To learn the basics of agent-based manufacturing
4. Understand Cyber physical systems
5. Provide brief understanding about industry 4.0 concepts in Manufacturing systems

UNIT I SENSORS IN SMART MANUFACTURING(7+2 SKILL) 9

Introduction – Role of sensors in manufacturing automation – operation principles of different sensors – electrical, optical, acoustic, pneumatic, magnetic, electro-optical and vision sensors. Condition monitoring of manufacturing systems – principles – sensors for monitoring force, vibration and noise, selection of sensors and monitoring techniques. Automatic identification techniques for shop floor control – optical character and machine vision sensors – smart / intelligent sensors – integrated sensors, Robot sensors, Micro sensors, Nano sensors.

UNIT II DATA ANALYTICS (7+2 SKILL) 9

Introduction to Data and Analytics in a Digital Context (Internet of Things), Product Data Management for Design and Manufacturing (PLM Tools), Typical data challenges (data quality, enrichment, integration of ERP & PLM data), Preparing data for analytics (techniques to improve data quality, integration - ETL) Advances in data visualization & related tools- Statistical Techniques for Analytics, Descriptive Statistics, Inferential statistics, Regression and ANOVA

UNIT III CYBER PHYSICAL SYSTEMS(7+2 SKILL) 9

Concept of Cyber Physical Systems (CPS) and Cyber Physical Production System (CPPS), System Architecture for implementation of CPPS, Components for CPPS, Communication for CPPS.

UNIT IV E- MANUFACTURING (7+2 SKILL) 9

Introduction of Agent based manufacturing- agent based Manufacturing, Cloud Based Manufacturing Information technology-based Supply chain, Concept of agile manufacturing and E-manufacturing.

UNIT V INDUSTRY 4.0 (7+2 SKILL) 9

Evaluation of industries, Introduction to Industry 4.0, Challenges in industry 4.0, Impact of Industry 4.0, Case studies on industry 4.0, Introduction to Internet of Things (IoT) and its applications, Smart supply chain and Case studies.

TOTAL : 45 PERIODS**SKILL DEVELOPMENT ACTIVITIES (Group Seminar/Mini Project/Assignment/Content Preparation / Quiz/ Surprise Test / Solving GATE questions/ etc) 10**

- 1 Learn any one programming language (C/C++, Python, Java etc.)
- 2 Kinds of sensors for industrial robot applications.
- 3 Familiarization with relevant software tool (MATLAB) and programming language
- 4 Controlling Arduino Robot using Android Smartphone
- 5 Real time robotics projects (Soccer robots, line follower etc)

COURSE OUTCOMES:**Students able to**

- CO1** Appraise concepts and basic framework necessary for smart manufacturing (L5).
- CO2** Discuss current trends at system level in manufacturing organizations (L2).
- CO3** Selection of sensors for various applications (L4).
- CO4** Dramatise IoT based manufacturing systems (L3)

CO5 Describe industry 4.0 concepts at manufacturing systems (L1).

TEXT BOOKS:

1. Bahga and V. Madiseti, Internet of Things, A hands-on approach, Create Space Independent Publishing Platform, 1st edition, 2014, ISBN: 978-0996025515
2. Bahga and V. Madiseti, Cloud Computing, A hands-on approach, Create Space Independent Publishing Platform, 1st edition, 2013, ISBN: 978-1494435141
3. M. Skilton and F. Hovsepian, The 4th Industrial Revolution: Responding to the Impact of Artificial Intelligence on Business, Springer Nature, 2017, ISBN: 978-3-319-62479-2

REFERENCES:

1. Gilchirst, Industry 4.0: The Industrial Internet of Things, Apress (Springer), 1st Edition, 2016, ISBN: 978-1-4842-2046-7
2. S. Jeschke, C. Brecher, H. Song, and D. B. Rawat, Industrial Internet of Things: Cyber manufacturing Systems, Springer, 1st edition, 2017, ISBN: 978-3319425580
3. T. Erl, Z. Mahmood, and R. Puttini, Cloud Computing: Concepts, Technology & Architecture, Prentice Hall, 1st edition, 2013, ISBN: 978-0133387520.
4. N. Viswanandham, Y. Narhari "Performance Modeling of Automated Manufacturing Systems" Prentice-Hall, 1st Edition, 1994, ISBN: 978-8120308701
5. S. K. Saha, Introduction to Robotics, Tata Mcgraw Hill Education Private Limited, 2nd Edition, ISBN: 978-9332902800
6. M. P. Grover "Automation, Production Systems and Computer-Integrated Manufacturing" Pearson Education, 4th Edition, 2016, ISBN: 978-0133499612
7. M. P. Groover, Mitchell Weis, Roger, N. Nagel, Nicholas and G. Odrey, Industrial Robotics Technology, Programming and Applications, McGraw Hill, 2nd Edition, 2017 ISBN: 978-1259006210

List of Open Source Software/ Learning website:

- 1 <https://nptel.ac.in/courses/106105195>
- 2 <https://archive.nptel.ac.in/courses/106/105/106105195/>
- 3 <https://www.cognizant.com/us/en/glossary/smart-manufacturing>
- 4 <https://professional.mit.edu/course-catalog/smart-manufacturing-moving-static-dynamic-manufacturing-operations>
- 5 <https://link.springer.com/article/10.1007/s43154-020-00006-5>

MAPPING OF COs WITH POs AND PSO's

CO's	PO's												PSO's			
	1	2	3	4	5	6	7	8	9	10	11	12	1	2	3	
CO1	3	3	3	3	1	1	1	1	1	1	1	1	2	2	2	2
CO2	2	2	2	2	1	1	1	1	1	1	1	1	2	2	2	2
CO3	3	3	3	2	1	1	1	1	1	1	1	1	2	2	2	2
CO4	3	2	2	2	1	1	1	1	1	1	1	1	2	2	2	2
CO5	1	1	1	1	1	1	1	1	1	1	1	1	2	2	2	2
AVg.	2.4	2.2	2.2	2	1	1	1	1	1	1	1	1	2	2	2	2

1-low, 2-medium, 3-high, '-' - no correlation

COURSE OBJECTIVES:

1. To understand the Industrial security environment and cyberattacks
2. To analyze and assess risks in the industrial environment
3. To access, design and implement cybersecurity
4. To test and troubleshoot the industrial network security system

UNIT I INTRODUCTION (7+2 SKILL)**9**

Industrial security environment-Industrial automation and control system(IACS) culture Vs IT Paradigms-Cyberattacks: Threat sources and steps to successful cyberattacks

UNIT II RISK ANALYSIS (7+2 SKILL)**9**

Risk identification, classification and assessment, Addressing risk: Cybersecurity Management System(CSMS), organizational security, physical and environmental security, network segmentation, access control, risk management and implementation.

UNIT III ACCESSING THE CYBERSECURITY OF IACS(7+2 SKILL)**9**

Identifying the scope of the IACS- generation of cybersecurity information-identification of vulnerabilities- risk assessment-evaluation of realistic threat scenarios- Gap assessment- capturing Ethernet traffic- documentation of assessment results

UNIT IV CYBERSECURITY DESIGN AND IMPLEMENTATION(7+2 SKILL)**9**

Cybersecurity lifecycle- conceptual design process- detailed design process- firewall design-remote access design- intrusion detection design

UNIT V TESTING AND MAINTENANCE(7+2 SKILL)**9**

Developing test plans- cybersecurity factory acceptance testing- site acceptance testing- network and application diagnostics and troubleshooting- cybersecurity audit procedure- IACS incident response

TOTAL : 45 PERIODS**SKILL DEVELOPMENT ACTIVITIES (Group Seminar/Mini****10**

Project/Assignment/Content Preparation / Quiz/ Surprise Test / Solving GATE questions/ etc)

- 1 Analysis of various security tools.
- 2 Standards in cyber security.
- 3 Study the steps to remove Passwords from Microsoft Word.
- 4 Steps to ensure Security of any one web browser (Mozilla Firefox/Google Chrome).
- 5 Analysis the security vulnerabilities of E-Mail Application.

COURSE OUTCOMES:

- CO1** Apply basis of science and engineering to understand Industrial security environment and cyberattacks (L3).
- CO2** Analyze and assess risks in the industrial environment (L4).
- CO3** Access the cybersecurity of IACS (L3)
- CO4** Design and implement cyber security (L3)
- CO5** Identify the tests and troubleshoots of industrial network security system (L1).
- CO6** Understand, investigate and explore feasible solution for a moderate industrial problem (L2).

TEXT BOOKS:

1. Ronald L and Krutz, Industrial Automation and Control System Security Principles, ISA, 2013.
2. David J. Teumim, Network Security, Second edition, ISA, 2010

REFERENCES:

- 1 Edward J.M. Colbert and Alexander Kott, Cyber-security of SCADA and other industrial control systems, Springer, 2016.
- 2 Perry S. Marshall and John S. Rinaldi, Industrial Ethernet, Second edition, ISA, 2004
- 3 Christopher Hadnagy and Seth Schulman, Human Hacking, Win Friends, Influence People, and Leave Them Better Off for Having Met You, Harper Business. January 2021

List of Open Source Software/ Learning website:

- 1 <https://nptel.ac.in/courses/106106129>
- 2 https://www.cisco.com/c/en_in/products/security/what-is-cybersecurity.html
- 3 <https://www.techtarget.com/searchsecurity/definition/cybersecurity>
- 4 <https://www.simplilearn.com/tutorials/cyber-security-tutorial/what-is-cyber-security>
- 5 https://ocw.mit.edu/courses/6-857-network-and-computer-security-spring-2014/resources/mit6_857s14_lec01/

MAPPING OF COs WITH POs AND PSO's

CO's	PO's												PSO's		
	1	2	3	4	5	6	7	8	9	10	11	12	1	2	3
CO1	3	2	2	2	1	1	1	1	1	1	1	2	2	2	2
CO2	3	3	3	2	1	1	1	1	1	1	1	2	2	2	2
CO3	3	2	2	2	1	1	1	1	1	1	1	2	2	2	2
CO4	3	2	2	2	1	1	1	1	1	1	1	2	2	2	2
CO5	1	1	1	1	1	1	1	1	1	1	1	2	2	2	2
CO6	2	2	1	1	1	1	1	1	1	1	1	2	2	2	2
AVg.	2.5	2.16	1.83	1.6	1	1	1	1	1	1	1	2	2	2	2

1-low, 2-medium, 3-high, '-' - no correlation

CEI337

BUILDING AUTOMATION

L	T	P	C
3	0	0	3

COURSE OBJECTIVES:

1. To brief students with origin and evolution of building automation.
2. To train them with architecture and operation of BAS.
3. To facilitate them for designing automation system for intelligent building
4. Develop technique for preparation of various documents required for design requirement of safety building.

UNIT I INTRODUCTION (7+2 SKILL)**9**

Intelligent Buildings - Definitions of intelligent building, Intelligent architecture and structure, Facilities management vs. intelligent buildings, Technology systems and evolution of intelligent buildings Features, Characteristics, Drawbacks of Building Automation system. Various Systems of Building Automation – Building Management System, Energy Management System, Security System, Safety System, Video Management System.

UNIT II HVAC SYSTEM (7+2 SKILL)**9**

Introduction, HVAC, Sensors & Transducers – Temperature, Pressure, Level, Flow, RH. Meaning of Analog & Digital Signals, Valves and Actuators, Valve & Actuator Selection, Various Controllers, Concept of Controller IOs, Std Signals, Signal Compatibility between Controller &

Field Devices. AHU – Concept, Components, Working Principle. AC Plant Room – Concept, Components, Refrigeration Cycle Working Principle, Chiller Sequencing, AC Plant Sequencing. Feedback Control Loops, Heat – Types, Heat Transfer Principles, Measurement of Heat Transfer. Psychrometry –Concept, ASHRAE Psychrometric Chart, Meaning of Various Terms – DBT, WBT, ST, RH, DPT, Sensible & Latent Cooling & Heating, Numericals. Job IO Summary Calculation, Controller Sizing, AI to DI Conversion, Cable Selection, Earthing – Meaning, Importance, Panel Earthing, EMI & Tackling EMI. Logic Examples, CL Programming.

UNIT III ENERGY MANAGEMENT SYSTEM (7+2 SKILL) 9

Concept, Energy Meters, Types, Meter Networking, Monitoring Energy Parameters, Analysis of Power Quality – Instantaneous Power, Active Power, Reactive Power, Power Factor, Voltage, Current. Effect of Power Quality on Energy Consumption, Energy Reports, Energy Conservation, Importance of Energy Saving.

UNIT IV SAFETY SYSTEM (7+2 SKILL) 9

Introduction, Fire –Meaning, Fire Development Stages, Fire Sensors & Detectors, Detector Placement, Detectors Required For Various Applications. Fire Extinguishing Principles, Fire Extinguishers & Its Classification. Fire Alarm System – Controllers, Components, Features, Concept of Fire Loop & Fire Devices, 2-Wire & 4-Wire Loops, Working Principle, System Description, Pre-alarm, Alarm, Trouble, Fault, Differences, Cable Selection, Installation Guidelines Best Installation Practices, Logic Example. NFPA and IS2189 Stds, System Programming.

UNIT V INTEGRATED SYSTEMS (7+2 SKILL) 9

Introduction, Integration of Building Management System, Energy Management System, Safety System, Security Systems & Video Management, Benefits of Integrated Systems, Challenges, Future Prospects of Integrated Systems

TOTAL: 45 PERIODS

SKILL DEVELOPMENT ACTIVITIES (Group Seminar/Mini Project/Assignment/Content Preparation / Quiz/ Surprise Test / Solving GATE questions/ etc) 10

- 1 A Seminar on case studies and other security systems .
- 2 Quiz on different types of industrial 4.0 applications.
- 3 Familiarization with relevant software tool (MATLAB, AR/VR, PLM)
- 4 Creating a cloud computing platform and work on it.
- 5 Introduction to other industry and security not covered in the above syllabus

COURSE OUTCOMES:

- CO1** Explain the concept of intelligent building and BAS (L2).
- CO2** Select the hardware and design of HVAC in building automation system (L4).
- CO3** Discuss the concept of energy management system (L2).
- CO4** Illustrate the safety system for building (L3).
- CO5** Design and integrate the different system in BAS (L5).

TEXT BOOKS:

1. Shengwei Wang, Intelligent Buildings and Building Automation, 2009
2. Reinhold A. Carlson Robert A. Di Giandomenico, 'Understanding Building Automation Systems: Direct Digital Control, Energy Management, Life Safety, Security Access Control, Lighting, Building', 1st edition (R.S. Means Company Ltd), (1991).

REFERENCES:

1. Roger W. Haines, "HVAC system Design Handbook", fifth edition
2. National Joint Apprenticeship & Training Committee, Building Automation System Integration With Open Protocols: System Integration With Open Protocols
3. John I. Levenhagen and Donald H. Spethmann, HVAC Controls and Systems (Mechanical Engineering) , 1992.
4. James E.Brumbaugh, "HVAC fundamentals", vol: 1 to 3.

List of Open Source Software/ Learning website:

- 1 <https://archive.nptel.ac.in/courses/105/102/105102176/>
- 2 <https://www.resonai.com/blog/what-are-intelligent-buildings>
- 3 https://www.designingbuildings.co.uk/wiki/Building_Automation_and_Control_System_B_ACS
- 4 <https://nexusintegra.io/features-smart-buildings/>
- 5 <http://www.inogate.org/documents/Lecture%20Building%20EE%203%20ENG.pdf>

MAPPING OF COs WITH POs AND PSOs

CO's	PO's												PSO's		
	1	2	3	4	5	6	7	8	9	10	11	12	1	2	3
CO1	2	1	1	1	1	1	1	1	1	1	1	2	2	2	2
CO2	3	3	3	2	1	1	1	1	1	1	1	2	2	2	2
CO3	2	1	1	1	1	1	1	1	1	1	1	2	2	2	2
CO4	3	2	2	1	1	1	1	1	1	1	1	2	2	2	2
CO5	3	3	3	3	1	1	1	1	1	1	1	2	2	2	2
AVg.	2.6	2	2	1.6	1	1	1	1	1	1	1	2	2	2	2

1-low, 2-medium, 3-high, '-' - no correlation

CEI338

SMART FARMING

L T P C
3 0 0 3

COURSE OBJECTIVES:

1. To know about the basics of sensing and control algorithm in farming.
2. To understand the efficiency of farming through technology.
3. To explore image processing and Machine learning for agriculture.
4. To introduce types of sensors and software to implement in field.

UNIT I INTRODUCTION

9

History of Precision farming- Sensing Technology- Control Algorithm- Yield Monitoring- Soil Property Sensing- Acquisition through Remote Sensing- Crop Information- Farmland Data- Spatial Sensing- Temporal Sensing- Feedback Control.

UNIT I MACHINE LEARNING IN AGRICULTURE

9

Machine Learning in Agriculture- Deep Learning in Agriculture- Yield prediction- Weed Detection- Irrigation Management- Discrimination between Weed and Crop- Forecasting stages.

UNIT III IoT IN AGRICULTURE

9

Need of IoT- IoT in Agriculture- Case study: Protection of Agricultural land from Elephants- Irrigation and Water Quality Management- Monitoring- Farm- Soil- Aquaponics- Agricultural Machinery- Disease and Pest Control- Challenges and Issues.

UNIT IV DRONES IN AGRICULTURE

9

Drones in Agriculture- Agricultural Drones- Types of Drones and Classifications – Definitions and Terminologies- Study of Natural Resources and Vegetation- Mapping and Monitoring.

UNIT V AGRICULTURE 5.0

9

Introduction to Agriculture 4.0- Remote Sensing- Application of Nanotechnology in Agriculture- Role of Big data- Hurdles faced by Farmers in Adopting- Current Policy Trends and Regulation.

TOTAL: 45 PERIODS

SKILL DEVELOPMENT ACTIVITIES (Group Seminar/Mini

5

Project/Assignment/Content Preparation / Quiz/ Surprise Test / Solving GATE questions/ etc)

- 1 Taking Local area to implement simple closed loop system for irrigation and water management.
- 2 Using Machine Learning to forecast weather and predicting yield for particular field with previous data.
- 3 Mapping and Monitoring of particular area.
- 4 Drafting a policy and protocol to adopt farmers to new technologies.

COURSE OUTCOMES:

- CO1** Relate to a farming with industrial problem and solving it (L2).
CO2 Explain the process in growing a particular crop varieties and challenges associated with it. (L5)
CO3 Apply the knowledge to select suitable sensors and software for particular test case (L3).
CO4 Analyze anomaly and weather change beforehand (L4).
CO5 Build an exclusive irrigation and harvest plan for particular zone (L3).

TEXT BOOKS:

1. Latief Ahmad, Firasath Nabi, "Agriculture 5.0 – Artificial Intelligence, IoT and Machine learning", CRC Press, 2021.
2. Qin Zhang, "Precision Agriculture Technology for Crop Farming", CRC Press, 2016.

REFERENCES

1. Govind Singh Patel, "Smart Agriculture", CRC Press, 2021.
2. Ajith Abraham, Sujata Dash, Joel J.P.C.Rodrigues, "AI Edge and IoT based smart agriculture", 2021, Elsevier
3. Amitava Choudhury, Arindam Biswas, T.P.Singh, Santanu Kumar Ghosh, "Smart Agriculture Automation using Advanced Technologies", 2021, Springer

List of Open - Source Software/ Learning website:

- 1 https://onlinecourses.nptel.ac.in/noc22_bt25/preview
- 2 <https://www.intechopen.com/chapters/76652>
- 3 <https://1lib.in/book/5402770/65c33e?dsourse=recommend>
- 4 <https://1lib.in/book/3581147/d6c544?dsourse=recommend>
- 5 <https://archive.nptel.ac.in/courses/126/104/126104002/>

MAPPING OF COs WITH POs AND PSOs

CO's	PO's												PSO's		
	1	2	3	4	5	6	7	8	9	10	11	12	1	2	3
1-(L2)	2	2	2	1	1	1	2	1	1	1	1	2	2	2	2
2-(L5)	3	3	3	3	1	1	2	1	1	1	1	2	2	2	2
3-(L3)	3	2	2	2	1	1	2	1	1	1	1	2	2	2	2
4-(L4)	3	3	3	2	1	1	2	1	1	1	1	2	2	2	2
5-(L3)	3	2	2	2	1	1	2	1	1	1	1	2	2	2	2
AVg.	2.8	2.4	2.4	2	1	1	2	1	1	1	1	2	2	2	2

1-low, 2-medium, 3-high, '-' - no correlation

Note: The average value of this course to be used for program articulation matrix.

IoT VERTICAL

CEI339

INDUSTRY IOT

L T P C
3 0 0 3

COURSE OBJECTIVES:

- To make the students familiarize about role of IoT in industry
- To impart knowledge about various data monitoring and control techniques.
- To teach theoretical and practical skills in IIoT
- To provide students with good depth of IIoT design platform.
- To educate design and analysis of Industry 4.0 Systems

UNIT I INTRODUCTION TO IMPLEMENTATION OF INDUSTRIAL IOT (IIOT) SYSTEMS 9

Fundamentals of Control System: Introduction, Components, Closed loop and Open loop System - Role of Internet of Things (IoT) & Industrial Internet of Things (IIoT) in Industry, Smart Factories, Sensors and Actuators for Industrial Processes, Sensor networks, Process automation and Data Acquisitions on IoT Platform, Microcontrollers and Embedded PC roles in IIoT.

UNIT II IIOT DATA MONITORING & CONTROL 9

Communication Protocols- IEEE 802.15.4, ZigBee, Z Wave, Bluetooth, BLE, NFC, RFID Industry standards Communication technology (LoRAWAN, OPC UA, MQTT) connecting into existing Modbus and Profibus technology - Wireless Sensor nodes with Bluetooth, WiFi, and LoRa Protocols and IoT Hub systems. IoT Gate way, IoT Edge Systems and It's Programming, Cloud computing, Real Time Dashboard for Data Monitoring, Data Analytics and Predictive Maintenance with IIoT technology.

UNIT III CYBER PHYSICAL SYSTEMS 9

Next Generation Sensors, Collaborative Platform and Product Lifecycle Management, Augmented Reality and Virtual Reality, Artificial Intelligence, Big Data and Advanced Analysis.

UNIT IV INDUSTRIAL IOT- APPLICATIONS 9

Healthcare, Power Plants, Inventory Management & Quality Control, Plant Safety and Security (Including AR and VR safety applications), Facility Management, IoT smart city, Robot surveillance, Smart irrigation.

UNIT V CASE STUDIES OF IIOT SYSTEMS 9

IIoT application development with Embedded PC based development boards, Development of mini Project on new version of Operating systems and Edge development board.

TOTAL: 45 PERIODS

SKILL DEVELOPMENT ACTIVITIES (Group Seminar/Mini Project/Assignment/ Content Preparation / Quiz/ Surprise Test / Solving GATE questions/ etc) 10

- 1 Knowledge in Python, C, C++, embedded C programming language.
2. Familiarization with relevant hardware tool (Raspberry PI) and programming language
3. Application design and development.
4. Microprocessor and controller
5. knowledge of sensor transducer actuator interfacing
6. Familiar in communication module like ESP modules, ZigBee, Ethernet shield, nrf, BLE.
7. Educate in open-source technology (ThingSpeak, Eclipse, KAA IoT etc...)

COURSE OUTCOMES:

Students able to

- CO1** Relate the elements of IoT to build a total control plane in an Industrial application. L4
CO2 Explain IIoT data monitoring and control techniques. L2
CO3 Apply the concept of digitalization and data acquisition. L3

CO4 Analyse smart factory based on the concepts. L4

CO5 Design IIoT applications. L5

TEXT BOOKS:

1. Industry 4.0: The Industrial Internet of Things Alasdair Gilchrist Publications: Apress
2. Hands-On Industrial Internet of Things: Create a powerful Industrial IoT by Giacomo Veneri, Antonio Capasso, Packt, 2018
3. The Internet of Things in the Industrial Sector by Mahmood, Zaigham (Ed.) (Springer Publication)
4. Industrial Internet of Things: Cybermanufacturing System by Sabina Jeschke, Christian Brecher, Houbing Song, Danda B. Rawat (Springer Publication)
5. Industrial IoT Challenges, Design Principles, Applications, and Security by Ismail Butun (editor)
6. "The Internet of Things: Enabling Technologies, Platforms, and Use Cases", by Pethuru Raj and Anupama C. Raman (CRC Press)

REFERENCES:

1. Sabina Jeschke, Christian Brecher, Houbing Song, Danda B. Rawat, Industrial Internet of Things: Cybermanufacturing Systems, Springer, 2017
2. David Hanes, Gonzalo Salgueiro, Patrick Grossetete, Rob Barton, Jerome Henry, IoT Fundamentals: Networking Technologies, Protocols and Use Cases for Internet of Thing, CISCO Press, 2017.
3. Arshdeep Bahga, Vijay Madiseti, Internet of Things: A Hands-On Approach, Universities Press, 2015.

List of Open Source Software/ Learning website:

1. <https://nptel.ac.in/courses/106105195>
2. <https://www.coursera.org/learn/industrial-internet-of-things>
3. <https://www.naukri.com/learning/industrial-iiot-certification>
4. <https://www.udemy.com/course/introduction-to-industrial-iiot-for-it-professionals/>
5. Industrial IoT platform: Eurotech Everywhere IoT.

MAPPING OF COs WITH POs AND PSOs

CO's	PO's												PSO's		
	1	2	3	4	5	6	7	8	9	10	11	12	1	2	3
1-L4	3	3	3	2	1	1	1	1	1	1	1	2	2	2	2
2-L2	2	2	2	1	1	1	1	1	1	1	1	2	2	2	2
3-L3	3	3	3	2	1	1	1	1	1	1	1	2	2	2	2
4-L4	3	3	3	2	1	1	1	1	1	1	1	2	2	2	2
5-L5	3	3	3	3	1	1	1	1	1	1	1	2	2	2	2
AVg.	2.8	2.8	2.8	2	1	1	1	1	1	1	1	2	2	2	2

1-low, 2-medium, 3-high, '-'- no correlation

CEI340

SENSOR FOR IoT APPLICATION

L	T	P	C
3	0	0	3

COURSE OBJECTIVES:

- To introduce the basics of technology and its applications.
- To understand the concept of M2M (machine to machine) interfacing with necessary protocols
- To develop the Python Scripting Language for IoT devices
- To familiarize with the Raspberry PI platform based IoT applications.
- To provide the knowledge on web based services using IoT devices.

UNIT - I INTRODUCTION TO INTERNET OF THINGS 9

Definition and Characteristics of IoT, Sensors, Actuators, Physical Design of IoT – IoT Protocols, Logical design of IoT – IoT communication models, IoT Communication APIs, IoT enabled Technologies – Wireless Sensor Networks, Cloud Computing, Embedded Systems, IoT Levels and Templates, Domain Specific IoTs – Home Automation, City, Environment, Energy, Agriculture, Industry and Health & Life style.

UNIT -II IoTAND M2M 9

Introduction, M2M, Software defined networks, network function virtualization, difference between SDN and NFV for IoT, IoT System Management with NETCONF - YANG –Need for IoT System Management, SNMP, NETCONF, YANG,NETOPEER.

UNIT - III IoT SYSTEMS AND IoT PHYSICAL DEVICES & ENDPOINTS 9

Introduction to python, Introduction to Arduino and Raspberry Pi- Installation, Interfaces (serial, SPI, I2C), Programming – Python program with Raspberry PI with focus on interfacing external gadgets, controlling output, and reading input from pins.

UNIT - IV PREPARING OUR IoT PROJECTS AND HARDWARE DESIGN 9

Creating the sensor project, Creating the actuator project, Connecting LED, Buzzer, Switching High Power devices with transistors, Light sensor, temperature sensor with thermistor, voltage sensor, ADC and DAC, Temperature and Humidity Sensor DHT11, Motion Detection Sensors, Wireless Bluetooth Sensors, Level Sensors, USB Sensors, Embedded Sensors, Distance Measurement with ultrasound sensor.

UNIT - V IoT PHYSICAL SERVERS AND CLOUD OFFERINGS 9

Introduction to Cloud Storage models and communication APIs Webserver – Web server for IoT, Cloud for IoT, Python web application framework Designing a RESTful web API, Amazon Web service for IoT

TOTAL: 45 PERIODS

SKILL DEVELOPMENT ACTIVITIES (Group Seminar/Mini Project/Assignment/ Content Preparation / Quiz/ Surprise Test / Solving GATE questions/ etc) 5

1. Familiarize with Machine learning and Artificial Intelligence
2. JavaScript and Python
3. Knowledge about How Sensors Work
4. UI-Centric Approach
5. Educate in Node.js Development
6. Know about IoT Security
7. Develop knowledge in GPS System, Cloud computing
8. Mobile Hardware Environment
9. Mini project: Automated Door Opener With Lighting Control Using Raspberry Pi, IoT based Fire Alerting System, Weather Reporting System, Air Pollution Monitoring System, Smart Parking System

COURSE OUTCOMES:**Students able to**

- CO1** Relate IoT application areas and technologies involved. L1
CO2 Explain IoT sensors and technological challenges. L5
CO3 Apply Python program with Raspberry Pi on IoT devices. L3
CO4 Analyze Market forecast for IoT devices L4
CO5 Design Internet of Things based projects using Raspberry Pi. L5

TEXT BOOKS:

1. Peter Waher, 'Learning Internet of Things', Packt Publishing, 2015.
2. Internet of Things - A Hands-on Approach, Arshdeep Bahga and Vijay Madiseti, Universities Press, 2015.

REFERENCES:

1. Getting Started with Raspberry Pi, Matt Richardson & Shawn Wallace, O'Reilly (SPD), 2014.
2. Raspberry Pi Cookbook, Software and Hardware Problems and solutions, Simon Monk, O'Reilly (SPD), 2016.

List of Open Source Software/ Learning website:

1. <https://www.edx.org/course/iot-sensors-and-devices>
2. <https://www.coursera.org/learn/internet-of-things-sensing-actuation>
3. https://onlinecourses.nptel.ac.in/noc20_cs66/preview
4. Open source software: Arduino, Devicehub.net, IoT Toolkit, OpenWSN, Particle, SiteWhere, ThingSpeak, Webinos etc...

MAPPING OF COs WITH POs AND PSOs

CO's	PO's												PSO's		
	1	2	3	4	5	6	7	8	9	10	11	12	1	2	3
1-L1	1	1	1	1	1	1	1	1	1	1	1	1	2	2	2
2-L5	3	3	3	3	1	1	1	1	1	1	1	1	2	2	2
3-L3	3	2	2	2	1	1	1	1	1	1	1	1	2	2	2
4-L4	3	3	3	2	1	1	1	1	1	1	1	1	2	2	2
5-L5	3	3	3	3	1	1	1	1	1	1	1	1	2	2	2

1-low, 2-medium, 3-high, '-'- no correlation

PROGRESS THROUGH KNOWLEDGE

1. A.K. Sawhney, "A Course in Electrical and Electronic Measurements and Instrumentation", Dhanpat Rai & Co. (P) Limited, 2015.
2. Ramon pallas-areny, John G. Webster, sensors and signal Conditioning, A Wiley-Interscience Publication, , 2001
3. IoT-Enabled Smart Healthcare Systems, Services and Applications by Shalli Rani, Maheswar Rajagopal, Neeraj Kumar, Syed Hassan Ahmed Shah, John.Wiley & Sons, Inc, 2022.

REFERENCES:

1. Jerry Luecke, Analog and Digital Circuits for Electronic Control System Applications, Elsevier Inc., 2005
2. Chimata, Raghuvver, Singh, Rajesh, Singh, Bhupendra, Internet of Things in Automotive Industries and Road Safety, **River Publishers, 2018.**
3. Shalli Rani, Maheswar Rajagopal, Neeraj Kumar, Syed Hassan Ahmed Shah, IoT-Enabled Smart Healthcare Systems, Services and Applications, Wiley, 2022.
4. IoT in Automotive Industry: <https://www.biz4intellia.com/blog/iot-applications-in-automotive-industry/>

List of Open Source Software/ Learning website:

1. <https://nptel.ac.in/courses/106105195>
2. <https://www.coursera.org/lecture/internet-of-things-history/iot-automotive-0vJj5>
3. <https://www.coursera.org/lecture/network-transformation-101/iot-verticals-connected-car-odaAf>
4. <https://www.udemy.com/course/fundamentals-of-connected-car-technology/>
5. <https://www.udemy.com/course/iot-based-emergency-health-care-system/>
6. <https://cmpd.doctorasyou.com/courses/continuum-digital-education/internet-of-medical-things-in-healthcare-11/>
7. <https://www.hindawi.com/journals/mpe/2021/9931112/>
8. Open source software:
Unmanned Aerial vehicles: Paparazzi UAV, ArduPilot, Dronecode, LibrePilot, OpenDroneMap, Flone, DronePan.
Healthcare industries: OpenRemote, Microsoft Azure.

Automotive industries: Kuksa and APPSTACLE

MAPPING OF COs WITH POs AND PSOs

CO's	PO's												PSO's		
	1	2	3	4	5	6	7	8	9	10	11	12	1	2	3
1-L5	3	3	3	3	1	1	1	1	1	1	1	1	1	2	2
2-L2	2	2	1	1	1	1	1	1	1	1	1	1	1	2	2
3-L3	3	2	2	2	1	1	1	1	1	1	1	1	1	2	2
4-L4	3	3	3	2	1	1	1	1	1	1	1	1	1	2	2
5-L5	3	3	3	3	1	1	1	1	1	1	1	1	1	2	2
AVg.	2.8	2.6	2.4	2.2	1	1	1	1	1	1	1	1	1	2	2

1-low, 2-medium, 3-high, '-'- no correlation

COURSE OBJECTIVES:

- To learn the concepts of big data analytics.
- To get exposure on IoT cloud analytics environment.
- To be familiar with general strategies on IoT analytics.
- To get exposure on social impact of multimedia.
- To identify applications that makes use of multimedia Big Data and IoT.

UNIT - I INTRODUCTION TO TECHNOLOGICAL DEVELOPMENTS 9

Defining IoT Analytics and Challenges- Defining IoT analytics, IoT analytics challenges, Business value concerns, IoT Devices and Networking Protocols- IoT devices, Networking basics, IoT networking connectivity protocols, Analyzing data, IoT Analytics for the Cloud-Building elastic analytics, Designing for scale, Cloud security and analytics, The AWS, Microsoft Azure, The ThingWorx overview.

UNIT -II CLOUD ANALYTICS ENVIRONMENT 9

The AWS Cloud Formation, The AWS Virtual Private Cloud (VPC), terminate and clean up the Environment, data processing for analytics, big data technology to storage, Apache Spark for data processing, Handling change, Exploring and visualizing data, Techniques to understand data quality Techniques to understand data quality, R and RStudio.

UNIT - III GENERAL STRATEGIES ON EXTRACTING VALUE FROM DATASETS 9

Decorating Your Data, Communicating with Others Visualization and Dashboarding, Applying Geospatial Analytics to IoT Data, Data Science for IoT Analytics- Machine learning (ML), deep learning.

UNIT - IV SOCIETAL IMPACT OF MULTIMEDIA BIG DATA 9

Multimedia Social Big Data Mining, Process Model, SWOT Analysis, Techniques for Social Big Data Analytics, Advertisement Prediction , MMBD Sharing on Data Analytics Platform , Legal/Regulatory Issues.

UNIT - V APPLICATION ENVIRONMENTS 9

Big Data Computing for IoT Applications-Precision Agriculture, Machine Learning in Improving Learning Environment, Network-Based Applications of Multimedia Big Data Computing, Recent Trends in IoT-Based Analytics and Big Data, Future Directions and Challenges of Internet of Things.

TOTAL: 45 PERIODS**SKILL DEVELOPMENT ACTIVITIES (Group Seminar/Mini Project/Assignment/ Content Preparation / Quiz/ Surprise Test / Solving GATE questions/ etc) 10**

1. Skills in Data mining, Data cleaning, Data analysis.
2. Educate in Data and System maintenance.
3. Develop knowledge in Competitive edge, Streaming Analytics, Spatial Analytics, Time Series Analytics, and Prescriptive analysis.

COURSE OUTCOMES:**Students able to**

- CO1** Describe big data and IoT. L2
CO2 Define cloud based IoT analytic environment. L1
CO3 Apply various Big data strategies. L3
CO4 Analyse social impact of multimedia big data. L4
CO5 Design smart IoT systems with big data. L5

TEXT BOOKS:

1. Andrew Minter, "Analytics for the Internet of Things (IoT): Intelligent analytics for your intelligent devices", Packt Publishing, first edition, July 2017.
2. Sudeep Tanwar, Sudhanshu Tyagi, Neeraj Kumar, "Multimedia Big Data Computing for IoT Applications: Concepts, Paradigms and Solutions", Springer, 2020.

REFERENCES:

1. John Soldatos, "Building Blocks for IoT Analytics", River Publishers Series In Signal, Image and Speech Processing, 2017.
2. Nilanjan Dey, Aboul Ella Hassani, Chintan Bhatt, Amira S. Ashour, Suresh Chandra Satapathy, "Internet of Things and Big Data Analytics Toward Next-Generation Intelligence", Springer International Publishing, 2018.
3. Stackowiak, R., Licht, A., Mantha, V., Nagode, L., "Big Data and The Internet of Things Enterprise Information Architecture for A New Age", Apress, 2015.

List of Open Source Software/ Learning website:

1. <https://www.udemy.com/course/iot-data-analytics/>
2. <https://www.cognixia.com/course/iot-analytics/>
3. <https://www.jigsawacademy.com/iot-analyst-certification/>
4. <https://www.classcentral.com/course/edx-iot-data-analytics-and-storage-12664>
5. <https://www.educba.com/iot-analytics/>
6. Open source software: Countly, ThingsBoard, ThingSpeak, Apache StreamPipes, WSO2 IoT Server

MAPPING OF COs WITH POs AND PSOs

CO's	PO's												PSO's		
	1	2	3	4	5	6	7	8	9	10	11	12	1	2	3
1-L2	2	2	2	2	1	1	1	1	1	1	1	1	1	2	2
2-L1	1	1	1	1	1	1	1	1	1	1	1	1	1	2	2
3-L3	3	2	2	2	1	1	1	1	1	1	1	1	1	2	2
4-L4	3	3	3	2	1	1	1	1	1	1	1	1	1	2	2
5-L5	3	3	3	3	1	1	1	1	1	1	1	1	1	2	2
AVg.	2.4	2.2	2.2	2	1	1	1	1	1	1	1	1	1	2	2

1-low, 2-medium, 3-high, '-'- no correlation

PROGRESS THROUGH KNOWLEDGE

CEI343

IoT FOR SMART AGRICULTURE

L	T	P	C
3	0	0	3

COURSE OBJECTIVES:

- To understand soil science and sensors used
- To study about functions of actuators for automation and control.
- To explain the role of telemetry system in agriculture
- To impart knowledge on plant health
- To learn various technologies used in smart farming system.

UNIT - I INTRODUCTION TO SOIL SCIENCE AND SENSORS**9**

Soil Science: Nature and origin of soil; soil minerals, classification and composition, soil reaction, soil properties including structure, pH, surface tension and soil nutrient.

Sensors: Classification and characteristics, Smart sensors, Colorimetry based detection, MEMS Electrochemical Sensors, Dielectric Soil Moisture Sensors, Weather Sensors, Proximity Sensors, Electromagnetic Sensors, Optical Sensors, Mechanical Sensors, Airflow Sensors, Acoustic Sensors, Signal conditioning and converters.

UNIT -II ACTUATORS FOR AUTOMATION 9
A.C.-D.C. Motors, Stepper motor, Solenoid actuators, Piezoelectric motors, Electric drives, Hydraulic and Pneumatic actuators. IoT based Automated Irrigation System-IoT based Smart Irrigation.

UNIT - III TELEMETRY 9
Wireless communication modules and topology, Zig-bee, Bluetooth, LORA, RFID, Zero power devices, Energy Harvesting technology.

UNIT - IV PLANT HEALTH MONITORING 9
Measurement of leaf health, chlorophyll detection, ripeness level, crop mapping, fertilizing, Drone technology for soil field analysis and assistive operations.

UNIT - V TECHNOLOGIES FOR FARMING 9
Water quality monitoring, micro-irrigation system, solar pump and lighting system, Fencing, Android based automation, Agricultural Robots, Climate Conditions, Precise Farming(livestock monitoring, vehicle tracking, field observation and inventory monitoring), Smart Greenhouses, Agricultural Drones, Automatic watering system.

TOTAL: 45 PERIODS

SKILL DEVELOPMENT ACTIVITIES (Group Seminar/Mini Project/Assignment/ Content Preparation / Quiz/ Surprise Test / Solving GATE questions/ etc) 5

1. Able to select and perform electrical/electronic measurement of meters and Instruments.
2. Educate in the principle of sensors and transducers for various smart agriculture applications.
3. Familiarize with different wireless communication modules like Zigbee, Bluetooth, wifi etc. and topology to generate and record the data.
4. Perform installation, configuration and check working of IoT devices, network, database, app and web services.

COURSE OUTCOMES:

Students able to

- CO1** Express nature of soil science and the various sensors used. L2
CO2 Explain Sensors and actuators used for farming tools. L2
CO3 Analyse sensor data acquisition and telemetry system. L4
CO4 Understand plant anatomy and health monitoring system. L2
CO5 Design Advanced technologies for smart farming. L5

TEXT BOOKS:

1. Measurement Systems; Application and Design: Doebelin, D.O. McGraw Hill, 1984.
2. The nature and properties of Soils: Eurasia Publishing House Pvt Ltd, New Delhi Brady, Nyle C. (1988).
3. Agricultural Internet of Things and Decision Support for Precision Smart Farming 1st Edition: Annamaria Castrignano, Gabriele Buttafuoco, Raj Khosla, Abdul Mouazen, Dimitrios Moshou, Olivier Naud. Academic Press; 1st edition (January 28, 2020)
4. Cloud IoT Systems for Smart Agricultural Engineering: Saravanan Krishnan, J Bruce Ralphin Rose, N R Rajalakshmi, Narayanan Prasanth. Published February 14, 2022 by Chapman and Hall/CRC

REFERENCES:

1. Photo-voltaic energy systems: Design and Installation: Buresch, Mathew. 1983. McGraw-Hill Book Company, New York.
2. Brian Wahlin and Darell Zimbelman, Canal Automation for Irrigation Systems, American Society of Civil Engineers, 2014
3. Darell D.Zimbelman, Planning, Operation, Rehabilitation and Automation of Irrigation

- water delivery system, American Society of Agricultural Engineers, 1987
4. Davcev, D., Mitreski, K., Trajkovic, S., Nikolovski, V., & Koteli, N. (2018, June). IoT agriculture system based on LoRaWAN. In *2018*.
 5. Farooq, M. S., Riaz, S., Abid, A., Abid, K., & Naeem, M. A.. A Survey on the Role of IoT in Agriculture for the Implementation of Smart Farming, 2019
 6. Balaceanu, C. M., Marcu, I., & Suciu, G.. Telemetry system for smart agriculture, 2019.

List of Open Source Software/ Learning website:

1. <https://www.coursera.org/lecture/industrial-iot-markets-security/segment-5-agriculture-E2FGa>
2. <https://www.educba.com/iot-in-agriculture/>
3. <https://freevideolectures.com/course/4638/nptel-introduction-internet-things/57>
4. <https://www.naukri.com/learning/articles/iot-in-agriculture-how-connected-devices-are-shaping-the-future-of-farming/>
5. Open source software: Smart Agrifood, Krishi IoT, thethings.io, Agrosense.

MAPPING OF COs WITH POs AND PSOs

CO's	PO's												PSO's		
	1	2	3	4	5	6	7	8	9	10	11	12	1	2	3
1-L2	2	2	2	1	1	1	1	1	1	1	1	1	1	2	2
2-L2	2	2	2	2	1	1	1	1	1	1	1	1	1	2	2
3-L4	3	3	3	2	1	1	1	1	1	1	1	1	1	2	2
4-L2	2	2	2	2	1	1	1	1	1	1	1	1	1	2	2
5-L5	3	3	3	3	1	1	1	1	1	1	1	1	1	2	2
AVg.	2.4	2.4	2.4	2	1	1	1	1	1	1	1	1	1	2	2

1-low, 2-medium, 3-high, '-'- no correlation

CEI344

IoT SECURITY

L T P C
3 0 0 3

COURSE OBJECTIVES:

- To understand the security requirements in IoT.
- To learn the fundamentals of cryptographic in IoT
- To understand the working of embedded devices in the IoT
- To familiarize with IoT protocols in security
- To realize security issues for various applications using case studies

UNIT I INTRODUCTION

9

Introduction to IoT Security – Vulnerabilities, Attacks and Countermeasures. Information Assurance. Attack types. New security threats and vulnerabilities. Fault Trees and CPS. Threat Modeling. Attack, Defense, and Network Robustness of Internet of Things, A Solution-Based Analysis of Attack Vectors on Smart Home Systems.

UNIT II SECURITY MANAGEMENT & CRYPTOLOGY

9

Building security in to design and development, Safety and security design, Security Management & Cryptology- Security Controls - Authentication, Confidentiality, Integrity; Access Control, Key Management, Communication and messaging Protocols, Cipher – Symmetric Key Algorithms, Public Private Key Cryptography; Attacks – Dictionary and Brute Force, Lookup Tables, Reverse Look Tables, Rainbow Tables, Hashing – MDS, SHA256. SHA 512, Ripe MD, WI, Data Mining.

UNIT III EMBEDDED DEVICES

9

Attack Surface and Threat Assessment – Embedded Devices – UART, SPI, I2C, JTAG, Attacks– Software and cloud components, Firmware devices, Web and Mobile Applications.

UNIT IV IoT PROTOCOLS 9

IoT Protocol Built-in Security Features – Transport Layer, COAP, UDP, TCP, MQTT, SSL/TLS, DTLS, LIGHT WEIGHT M2M, XMPP, Zigbee, LoRa, BLE, Kerberos, Cloud security for IoT.

UNIT V IoT APPLICATIONS 9

Case Studies and Discussion: Smart Agriculture, Cities, Grid, Healthcare, Smart Homes, smart street lighting, Smart building, Smart parking, smart irrigation, Supply Chain, and Transportation, Application of Security Concepts to Create IoT system.

TOTAL: 45 PERIODS

SKILL DEVELOPMENT ACTIVITIES (Group Seminar/Mini Project/Assignment/ Content Preparation / Quiz/ Surprise Test / Solving GATE questions/ etc) 5

1. Needed to grasp business intelligence include sensor data analysis, data center management, predictive analytics, and programming in Hadoop and NoSQL.
2. Knowledge in UX and UI Design
3. Develop well-versed in both iOS and Android app development
4. Ability to program interfaces such as GPIO and I2C
5. Should have basic OSI stack knowledge, especially connectivity protocols
6. Ability to connect automatic API testing with manual testing
7. Ability to read and interpret data meaningfully in healthcare.
8. Familiar with machine learning and AI.
9. cognizant of changes in programming languages and evolving hardware platforms.

COURSE OUTCOMES:

Students able to

- CO1** Definethe security requirements in IoT Architecture.L1
CO2 Explain the different cryptographic techniques in IoT Security. L5
CO3 Classifyvarious embedded devices related to IoT. L2
CO4 Analyze IoT protocols. L4
CO5 Interpret IoT applications in several fields. L3

TEXT BOOKS:

1. Brian Russell, Drew Van Duren, “Practical Internet of Things Security”, Packt Publishing Limited, 2nd Edition,2018.
2. Fei Hu, “Security and Privacy in Internet of Things (IoT): Models, Algorithms, and Implementations,” CRC Press (Taylor & Francis Group), 2016, ISBN:978-1-4987-23190.
3. Sunil Cheruvu, Anil Kumar, Ned Smith, David M. Wheeler, “Demystifying Internet of Things Security”, 2020.

REFERENCES:

1. Shancang Li and Li Da Xu, “Securing the Internet of Things”, Elsevier, 2017.
2. Sridipta Misra, Muthucumaru Maheswaran, Salman Hashmi, “Security Challenges and Approaches in Internet of Things,” Springer, 2016.
3. Arshdeep Bahga, Vijay Madiseti, “Internet of Things – A Hands-on approach,” VPT Publishers, 2014, ISBN: 978-0996025515.
4. IoT PROTOCOLS - <https://www.avsystem.com/blog/iot-protocols-and-standards/>
5. IoT APPLICATIONS - <https://www.jigsawacademy.com/top-uses-of-iot/>

List of Open Source Software/ Learning website:

1. <https://www.cybrary.it/course/iot-security/>
2. <https://www.udemy.com/course/hacking-iot/>
3. <https://www.edx.org/course/cybersecurity-and-privacy-in-the-iot>
4. <https://www.netacad.com/courses/cybersecurity/iot-security>
5. <https://stalwartlearning.com/iot-security/#1571760778613-fb76c66d-5ce2f2dc-0b723b65-c1c6>
6. IoT Security Software: Quantum Armor, Azure IoT Hub, AWS IoT, SonicWall Capture Client, nuPSYS, Forescout, Sectrio, Microsoft defender for IoT, Cruz IoT Device

Director, OverWatch, Google cloud IoT core, Darktrace, EJBCA, DxOdyssey, Cisco cyber vision, Tempered etc...

MAPPING OF COs WITH POs AND PSOs

CO's	PO's												PSO's		
	1	2	3	4	5	6	7	8	9	10	11	12	1	2	3
1-L1	1	1	1	1	1	1	1	1	1	1	1	1	1	2	2
2-L5	3	3	3	3	1	1	1	1	1	1	1	1	1	2	2
3-L2	2	2	2	2	1	1	1	1	1	1	1	1	1	2	2
4-L4	3	3	3	2	1	1	1	1	1	1	1	1	1	2	2
5-L3	3	2	2	2	1	1	1	1	1	1	1	1	1	2	2
AVg.	2.4	2.2	2.2	2	1	1	1	1	1	1	1	1	1	2	2

1-low, 2-medium, 3-high, '-'- no correlation

CEI345

IoT FOR SMART CITIES

L T P C
3 0 0 3

COURSE OBJECTIVES:

- To know the concept of smart city and associated challenges.
- To understand latest technologies used in intelligent building.
- To get familiarization about the role of artificial intelligence for smart city.
- To understand the importance of water management system.
- To realize the importance of different smart system.

UNIT I INTRODUCTION TO IoT FOR SMART CITIES 9

Introduction-Characteristics of Smart Cities, IoT-Based Solutions for Smart Cities, Smart Home, Transport and Traffic Management, Challenges, Smart City Planning and Management, The Fundamentals of Smart Infrastructure, Role of Machine Learning and Deep Learning in Internet of Things enabled Smart Cities.

UNIT II TECHNOLOGIES FOR INTERNET OF THINGS 9

Introduction, Communication Technologies for IoT Networks, Recent Protocols for IoT, Overview OF Secure IoT Architectures, IoT-Based Services for Smart Cities, Cellular Mobile Networks, Cloud Internet of Things, Study of Communication Technologies: Intelligent Traffic System, Disaster Management, Implementation and Comparison of MQTT, WebSocket, and HTTP Protocols for Smart Room IoT Application in Node-RED.

UNIT III AI FOR SMART CITIES 9

Overview of Artificial Intelligence, Machine Learning and deep learning algorithms for smart cities, case study: smart street lighting, Smart building, Smart parking, smart irrigation, smart waste and storm water management, Vehicle Payload Monitoring System.

UNIT IV TRANSPORTATION SYSTEM IN SMART CITY 9

Traffic Management for Smart Cities , Sensors , Electric Vehicles in Smart Cities, EV Charging Techniques, Renewable Energy, Smart Distribution Systems, Smart Grid, Traffic Control System for Smart City using Image Processing, An Interactive Analysis Platform for Bus Movement: A Case Study of One of the World's Largest Annual Gathering

UNIT V SECURITY AND PRIVACY IN SMART CITY 9

Privacy and Social Values in Smart Cities , Information Security in the Smart City , IoT Security

Challenges , Blockchain Technology FOR IoT, Case Studies: Smart Homes, Food Supply Chain Traceability System, smart street lighting, Smart building, Smart parking, smart irrigation, Security and Privacy Threats in IoT-Enabled Smart Cities

TOTAL: 45 PERIODS

SKILL DEVELOPMENT ACTIVITIES (Group Seminar/Mini Project/Assignment/ Content Preparation / Quiz/ Surprise Test / Solving GATE questions/ etc) **5**

1. Knowledge in Artificial Intelligence, Machine Learning and deep learning algorithms
2. Should develop Community skills, Data skills, Technology skills.
3. Develop and organize well Transportation system
Mini Project: Home Automation using IoT, Smart Irrigation System, Smart Building using IoT, Smart Energy Meter using GSM, Solar & Smart Energy Systems, Automatic
4. Solar Tracker, GPS & GSM based Tracker, Smart Water Monitoring, Automated Street Lighting, Automated Railway Crossing, Smart Traffic Lighting System.

COURSE OUTCOMES:

Students able to

CO1 Relate the necessity of infrastructural development for smart cities. L1

CO2 Explain the components of infrastructure plan for smart city. L5

CO3 Choose AI based intelligent system in smart city. L3

CO4 Analyze water resources systems for smart city. L4

CO5 Construct and work in the smart city projects. L5

TEXT BOOKS:

1. Waleed Ejaz, Alagan Anpalagan, Internet of Things for Smart Cities: Technologies, Big Data and Security, 1st ed. Springer International Publishing, 2019.
2. Stimmel, Carol L, Building smart cities: analytics, ICT, and design thinking, Taylor & Francis, 2016.
3. Joel J. P. C. Rodrigues, Parul Agarwal, Kavita Khann, IoT for Sustainable Smart Cities and Society, 2022.

REFERENCES:

1. Vincenzo Piuri, Rabindra Nath Shaw, Ankush Ghosh, Rabiul Islam, AI and IoT for Smart City Applications, Springer, 2022.
2. Vincenzo Piuri, Rabindra Nath Shaw, Ankush Ghosh, Rabiul Islam, AI and IoT for Smart City Applications, Springer International Publishing , 2022.
3. Al-Turjman, Fadi, Intelligence in IoT-enabled smart cities, CRC Press, 2019.
4. Artificial Intelligence, Machine Learning, and Deep Learning, Oswald Campesato, Mercury Learning and Information, 2020.
5. Arpan Kumar Kar, M P Gupta, P. Vigneswara Ilavarasan, Yogesh K. Dwivedi, Advances in smart cities : smarter people, governance and solutions CRC Press, 2017.
6. Understanding IoT Security: <https://iot-analytics.com/understanding-iot-security-part-1-iot-security-architecture/>
7. Hammi, B., Khatoun, R., Zeadally, S., Fayad, A., & Khoukhi, L. IoT technologies for smart cities, 2018.

List of Open Source Software/ Learning website:

1. <https://www.coursera.org/lecture/network-transformation-101/iot-verticals-smart-cities-and-utilities-wN2aQ>
2. <https://www.udemy.com/course/introduction-to-smart-cities-technologies-bim-gis-iot-ai/>
3. <https://www.snap4city.org/drupal/node/577>
4. <https://academy.itu.int/training-courses/full-catalogue/acquiring-5g-iot-services-smart-cities-smart-villages>
5. <https://www.futurelearn.com/info/courses/gettingstartedwiththeiot/0/steps/149743>
6. <https://telecomstechacademy.com/course/smart-cities-101-online-academy/>
7. Open source software: Node-RED, PubNub, IoT-AWS, PlatformIO, OpenIoT, CityOS etc...

MAPPING OF COs WITH POs AND PSOs

CO's	PO's												PSO's		
	1	2	3	4	5	6	7	8	9	10	11	12	1	2	3
1-L1	1	1	1	1	1	1	1	1	1	1	1	1	1	2	2
2-L5	3	3	3	3	1	1	1	1	1	1	1	1	1	2	2
3-L3	3	2	2	2	1	1	1	1	1	1	1	1	1	2	2
4-L4	3	3	3	2	1	1	1	1	1	1	1	1	1	2	2
5-L5	3	3	3	3	1	1	1	1	1	1	1	1	1	2	2
AVg.	2.6	2.4	2.4	2.2	1	1	1	1	1	1	1	1	1	2	2

1-low, 2-medium, 3-high, '-'- no correlation

CEI346

IoT AND EDGE COMPUTING

L T P C
3 0 0 3

COURSE OBJECTIVES:

- To discuss the fundamental concepts of IoT and Edge computing
- To examine the concept of communication and information theory.
- To understand edge routing and networking layers.
- To describe the fog topologies in IoT
- To Discuss the security issues of protocols in IoT

UNIT - I IoT AND EDGE COMPUTING

9

IoT- History, definition, IoT Architecture and Core IoT Modules- Sensing devices, High performance IoT endpoints, Energy sources and power management.

UNIT -II COMMUNICATIONS AND INFORMATION THEORY

9

Communication theory, Information Theory, The radio spectrum, Non-IP Based WPAN, IP-Based WPAN and WLAN, Long-Range Communication Systems and Edge to Cloud Protocols.

UNIT - III EDGE COMPUTING

9

Edge purpose and definition, Edge hardware architectures, Operating systems, Edge platforms Edge Routing and Networking, Edge to Cloud Protocols.

UNIT - IV CLOUD AND FOG TOPOLOGIES

9

Cloud services model, Public, private, and hybrid cloud, Constraints of cloud architectures for IoT, Fog computing- Open Fog reference architecture, Fog topologies, Data Analytics and Machine Learning- Basic data analytics, Machine learning- Convolutional neural networks, Recurrent neural networks, IoT data analytics and machine learning comparison

UNIT - V IoT AND EDGE SECURITY

9

Cybersecurity- Attack and threat terms, definitions of different cyber defense mechanisms and technologies, Anatomy of IoT cyber-attacks, Physical and hardware security, Cryptography, Blockchain and cryptocurrencies in IoT, Consortiums and Communities

TOTAL: 45 PERIODS

SKILL DEVELOPMENT ACTIVITIES (Group Seminar/Mini Project/Assignment/ Content Preparation / Quiz/ Surprise Test / Solving GATE questions/ etc) **10**

1. Strong foundation in System design, Networking, Database expertise and Security.
2. Knowledge in Edge computing and cloud computing.

COURSE OUTCOMES:

Students able to

- CO1** Identify the evolving IoT Standards. L1
- CO2** Explain the functions of communication and information theory in IoT. L2
- CO3** Practice the concept of edge computing protocols. L3
- CO4** Analyze the purpose of machine learning in IoT. L4
- CO5** Construct hardware security for IoT applications. L5

TEXT BOOKS:

1. Perry Lea, IoT and Edge Computing for Architects Implementing edge and IoT systems from sensors to clouds with communication systems, analytics, and security, 2nd Edition ,Packt Publishing, 2020.
2. Geng, Hwaiyu. "Internet of Things and Data Analytics in the Cloud with Innovation and Sustainability." The Internet of Things & Data Analytics Handbook, 2017.

REFERENCES:

1. K. Anitha Kumari, G. Sudha Sadasivam, D. Dharani, M. Niranjnamurthy, Edge Computing Fundamentals, Advances and Applications, CRC Press, 2021.
2. Rajkumar Buyya, Satish Narayana Srirama , Fog and Edge Computing: Principles and Paradigms , wiley publication, 2019
3. David Jensen, "Beginning Azure IoT **EdgeComputing**: Extending the Cloud to the Intelligent **Edge**, MICROSOFT AZURE.
4. Li, H., Ota, K., & Dong, M. Learning IoT in edge: Deep learning for the Internet of Things with edge computing, 2018.
5. Singh, J., Bello, Y., Hussein, A. R., Erbad, A., & Mohamed, A. Hierarchical security paradigm for iot multiaccess edge computing, 2020.

List of Open Source Software/ Learning website:

1. <https://www.udemy.com/course/introduction-to-edge-computing/>
2. <https://www.coursera.org/lecture/iot-wireless-cloud-computing/5-10-edge-computing-pOK8T>
3. <https://www.cognixia.com/course/edge-computing-training/>
4. Edge Computing Platforms: Alef Private Edge, Azure IoT Edge, ClearBlade, Eclipse ioFog, ESF Edge Computing Platform, Google Distributed Cloud Edge, HPE Edgeline, Infriot ZETO, Mutable Public Edge Cloud, Vapor IO Kinetic Grid, StarlingX.

MAPPING OF COs WITH POs AND PSOs

CO's	PO's												PSO's		
	1	2	3	4	5	6	7	8	9	10	11	12	1	2	3
1-L1	1	1	1	1	1	1	1	1	1	1	1	1	1	2	2
2-L2	2	2	2	2	1	1	1	1	1	1	1	1	1	2	2
3-L3	3	2	2	2	1	1	1	1	1	1	1	1	1	2	2
4-L4	3	3	3	2	1	1	1	1	1	1	1	1	1	2	2
5-L5	3	3	3	3	1	1	1	1	1	1	1	1	1	2	2
AVg.	2.4	2.2	2.2	2	1	1	1	1	1	1	1	1	1	2	2

1-low, 2-medium, 3-high, '-'- no correlation

ADVANCED CONTROL

CIC331	PROCESS MODELING AND SIMULATION	L	T	P	C
		3	0	0	3

COURSE OBJECTIVES:

- To understand the important of mathematical models for Industrial processes
- To acquaint students with different forms of mathematical models.
- To develop and simulate mathematical models for different Industrial processes.
- To apply Mathematical tools while developing mathematical models.
- To analyze the graphical response of developed mathematical models.

UNIT I GENERAL PRINCIPLES OF MODELLING(7+2 SKILL) 9

Introduction to mathematical modeling; Advantages and limitations of models and applications of process models of stand-alone unit operations and unit processes; Classification of models: Linear vs Nonlinear, Lumped parameter vs. Distributed parameter; Static vs. Dynamic, Continuous vs. Discrete; Numerical Methods: Iterative convergence methods, Numerical integration of ODE- IVP and ODEBVP.

UNIT II MODELLING OF DISTRIBUTED PROCESSES(7+2 SKILL) 9

Steady state models giving rise to differential algebraic equation (DAE) systems; Rate based Approaches for staged processes; Modeling of differential contactors – distributed parameter models of packed beds; Packed bed reactors; Modeling of reactive separation processes; Review of solution strategies for Differential Algebraic Equations (DAEs), Partial Differential Equations (PDEs), and available numerical software libraries.

UNIT III INTRODUCTION TO PROCESS MODELLING (7+2 SKILL) 9

Concept of degree of freedom analysis: System and its subsystem, System interaction, Degree of freedom in a system e.g. Heat exchanger, Equilibrium still, Reversal of information flow, Design variable selection algorithm, Information flow through subsystems, Structural effects of design variable selection, Persistent Recycle.

UNIT IV MODELLING OF INDUSTRIAL PROCESSES(7+2 SKILL) 9

Simple examples of process models; Models giving rise to nonlinear algebraic equation (NAE) systems, -steady state models of flash vessels, equilibrium staged processes distillation columns, absorbers, strippers, CSTR, heat exchangers, etc.; Review of solution procedures and available numerical software libraries

UNIT V SIMULATION OF MATHEMATICAL MODELLING(7+2 SKILL) 9

Simulation and their approaches, Modular, Sequential, Simultaneous and Equation solving approach, Simulation softwares and their applications, Review of solution techniques and available numerical software libraries.- Case Studies.

TOTAL : 45 PERIODS

SKILL DEVELOPMENT ACTIVITIES (Group Seminar/Mini Project/Assignment/Content Preparation / Quiz/ Surprise Test / Solving GATE questions/ etc) 10

1. Developing steady state /Dynamic mathematical model of different unit processes (ODE or PDE)
2. Simulation of steady state/ dynamic models using appropriate software
3. Open loop study based on the developed mathematical model.
4. Development and simulation of unsteady state models for simple processes.

COURSE OUTCOMES:

- CO1** Will be able to understand different methods of developing models for industrial processes.
- CO2** Able to build mathematical models by applying relevant mathematics.

- CO3** Able to implement mathematical models using relevant software.
- CO4** Effectively perform analysis and subsequent conclusion for the developed mathematical models.
- CO5** Able to interpret the results obtained from the mathematical model in terms of original real world problem

TEXT BOOKS:

1. Denn M. M., "Process Modeling", Longman, 1986, 1st Edition.
2. Aris R., "Mathematical Modeling, A Chemical Engineering Perspective (Process System Engineering)", Academic Press, 1999, Volume 1.

REFERENCES:

1. Luyben W.L., "Process Modeling, Simulation, and Control for Chemical Engineering", McGraw Hill, 2nd Edition, 1990.
2. D. F. Rudd and C. C. Watson, "Strategy of Process Engineering", Wiley international, 1st Edition, 1968.
3. M.M. Denn, "Process Modelling", Wiley, New York, 1st Edition, 1986.
4. A. K. Jana, "Chemical Process Modelling and Computer Simulation", PHI, 1st Edition, 2011.
5. C.D. Holland, "Fundamentals of Modelling Separation Processes", Prentice Hall, , 1st Edition, 1975.
6. Hussain Asghar, "Chemical Process Simulation", Wiley Eastern Ltd., New Delhi, , 1st Edition, 1986.

List of Open Source Software/ Learning website:

<https://archive.nptel.ac.in/courses/103/107/103107096/>

<https://nptel.ac.in/courses/103101111>

<https://nptel.ac.in/courses/111107105>

https://www.academia.edu/37228967/Process_Modeling_Simulation_and_Control_for_Chemical_Engineers

MAPPING OF COs WITH POs AND PSOs

CO's	PO's												PSO's			
	1	2	3	4	5	6	7	8	9	10	11	12	1	2	3	
1-L4	3	1			2	1		1	1	1	1	1	1	2	2	2
2-L5	3	1	2			1		1	1	1	1	1	1	2	2	2
3-L5	1		2	3		1		1	1	1	1	1	1	2	2	2
4-L5	1		3			1	2	1	1	1	1	1	1	2	2	2
5-L5	1	2		3		1		1	1	1	1	1	1	2	2	2
Avg.	3	1			2	1	2	1	1	1	1	1	1	2	2	2

1-low, 2-medium, 3-high, '-'- no correlation

CIC332

COMPUTER CONTROL OF PROCESSES

L	T	P	C
3	0	0	3

COURSE OBJECTIVES:

- To represent the linear time invariant System in discrete State Space form
- To analyze the controllability, observability and stability of a Discrete time System.
- To estimate model parameters from input/output measurements
- To Design Digital Controllers
- To Design Multi-loop and Multivariable Controllers for multivariable system

UNIT I DISCRETE STATE-VARIABLE TECHNIQUE (7+2 SKILL) 9

State equation of discrete data system with sample and hold – State transition equation – Methods of computing the state transition matrix – Decomposition of discrete data transfer functions – State diagrams of discrete data systems – System with zero-order hold – Controllability and observability of linear time invariant discrete data system–Stability tests of discrete-data system.

UNIT II SYSTEM IDENTIFICATION (7+2 SKILL) 9

Identification of Non-Parametric Input-Output Models: -Transient analysis–Frequency analysis–Correlation analysis– Spectral analysis – Identification of Parametric Input-Output Models: - Least Squares Method – Recursive Least Square Method.

UNIT III DIGITAL CONTROLLER DESIGN(7+2 SKILL) 9

Review of z-transform – Modified of z-transform – Pulse transfer function – Digital PID controller – Dead-beat controller and Dahlin’s controller – Kalman’s algorithm, Pole Placement Controller

UNIT IV MULTI-LOOP REGULATORY CONTROL (7+2 SKILL) 9

Multi-loop Control - Introduction – Process Interaction – Pairing of Inputs and Outputs -The Relative Gain Array (RGA) – Properties and Application of RGA - Multi-loop PID Controller – Biggest Log Modulus Tuning Method – De-coupler.

UNIT V MULTIVARIABLE REGULATORY CONTROL (7+2 SKILL) 9

Introduction to Multivariable control –Multivariable PID Controller – Multivariable Dynamic Matrix Controller – Case Studies: - Distillation Column, CSTR and Four-tank system.

TOTAL : 45 PERIODS

SKILL DEVELOPMENT ACTIVITIES (Group Seminar/Mini Project/ Assignment/ Content Preparation / Quiz/ Surprise Test / Solving GATE questions/ etc) 10

1. Calculate the RGA to determine the recommended pairing between controlled and manipulated variables for any system.
2. Seminar on LS, RLS methods.
3. Design of DMC for distillation Column, CSTR and Four-tank system in MATLAB.
4. Design a Multi-loop & Multivariable controller for MIMO system.
5. Design a model for any industrial process using parametric & non-parametric system.

COURSE OUTCOMES:

- CO1** Develop mathematical models for discrete time systems using state variable techniques and analyze the stability of the systems. L4
- CO2** Construct models from input-output data by least square and recursive least square method. L5
- CO3** Ability to design different digital controllers to satisfy the required criterion. L5
- CO4** Design a multi-loop controller and multivariable controller for multi-variable systems. L5

CO5 Ability to design multivariable dynamic matrix controller for industrial processes. L5

TEXT BOOKS:

1. Stephanopoulos, G., "Chemical Process Control -An Introduction to Theory and Practice", Prentice Hall of India, 1st Edition, 2015.
2. Sigurd Skogestad, Ian Postlethwaite, "Multivariable Feedback Control: Analysis and Design", John Wiley and Sons, 2005, 2nd Edition.

REFERENCES:

1. Thomas E. Marlin, Process Control – Designing Processes and Control systems for Dynamic Performance, Mc-Graw-Hill, 2000, 2nd Edition.
2. Gopal, M., "Digital Control and State Variable Methods", Tata Mc Graw Hill, 4th Edition, 2017.
3. P. Albertos and A. Sala, "Multivariable Control Systems An Engineering Approach", Springer Verlag, 1st Edition, 2004
4. Bequette, B.W., "Process Control Modeling, Design and Simulation", Prentice Hall of India, 1st Edition, 2003.
5. Dale E. Seborg, Duncan A. Mellichamp, Thomas F. Edgar, "Process Dynamics and Control", Wiley John and Sons, 4th Edition, 2016.

List of Open Source Software/ Learning website:

<https://nptel.ac.in/courses/103104050>

<https://www.mathworks.com/matlabcentral/mlc-downloads/downloads/submissions/10816/versions/1/previews/Mimotools/rga.m/index.html>
<https://in.mathworks.com/help/ident/>

<https://ctms.engin.umich.edu/CTMS/index.php?example=Introduction§ion=ControlDigital>

MAPPING OF COs WITH POs AND PSO's

CO's	PO's												PSO's		
	1	2	3	4	5	6	7	8	9	10	11	12	1	2	3
1-L4	3	3	3	2	1	1	1	1	1	1	1	1	2	2	2
2-L5	3	3	3	3	1	1	1	1	1	1	1	1	2	2	2
3-L5	3	3	3	3	1	1	1	1	1	1	1	1	2	2	2
4-L5	3	3	3	3	1	1	1	1	1	1	1	1	2	2	2
5-L5	3	3	3	3	1	1	1	1	1	1	1	1	2	2	2
Avg.	3	3	3	2.8	1	1	1	1	1	1	1	1	2	2	2

1-low, 2-medium, 3-high, '-'- no correlation -

COURSE OBJECTIVES:

- To elaborate the concept of estimating the state variables of a system using state estimation algorithms.
- To elaborate the concept of estimating the parameters of the Input-output models using parameter estimation algorithms.
- To make the student understand the various closed loop system identification techniques.
- To make the student understand the various closed loop system identification techniques.
- To provide the background on the practical aspects of conducting experiments for real time system identification.

UNIT I NON PARAMETRIC METHODS(7+2 SKILL) 9

Nonparametric methods: Transient analysis - frequency analysis - Correlation analysis - Spectral analysis.

UNIT II PARAMETRIC METHODS(7+2 SKILL) 9

Parametric model structures: ARX, ARMAX, OE, BJ models - The Least square estimate - Best linear unbiased estimation under linear constraints - Updating the Parameter estimates for linear regression models - Prediction error methods: Description of Prediction error methods - Optimal Prediction – Relationships between prediction error methods and other identification methods - theoretical analysis. Instrumental variable methods: Description of Instrumental variable methods - Theoretical analysis - covariance matrix of IV estimates - Comparison of optimal IV and prediction error methods.

UNIT III RECURSIVE IDENTIFICATION METHODS(7+2 SKILL) 9

The recursive least squares method - Recursive Instrumental variable method-the recursive prediction error method-model validation and model structure determination. Identification of systems operating in closed loop: Identifiability considerations - Direct identification - Indirect identification - Joint input – Output identification.

UNIT IV CLOSED- LOOP IDENTIFICATION(7+2 SKILL) 9

Identification of systems operating in closed loop: direct identification and indirect identification – Subspace Identification methods: classical and innovation forms – Relay feedback identification of stable processes.

UNIT V NONLINEAR SYSTEM IDENTIFICATION(7+2 SKILL) 9

Modeling of nonlinear systems using ANN- NARX & NARMAX - Training Feed-forward and Recurrent Neural Networks – TSK model – Adaptive Neuro-Fuzzy Inference System (ANFIS) - Introduction to Support Vector Regression.

TOTAL : 45 PERIODS**SKILL DEVELOPMENT ACTIVITIES (Group Seminar/Mini Project/Assignment/Content 10 Preparation / Quiz/ Surprise Test / Solving GATE questions/ etc)**

1. Familiarization of various system identification methods in MATLAB.
2. Seminar on ANFIS
3. Exploration of other advanced system identification methods.

COURSE OUTCOMES:

- CO1** Ability to design and implement state estimation schemes. L5
CO2 Ability to develop various models (Linear & Nonlinear) from the experimental data. L5
CO3 Be able to choose a suitable model and parameter estimation algorithm for the identification of systems. L3

- CO4** Be able to illustrate verification and validation of identified model. L3
CO5 Ability to develop the model for prediction and simulation purposes using suitable control schemes. L5

TEXT BOOKS:

1. Lennart Ljung, "System Identification: Theory for the user", 2nd Edition, Prentice Hall, 1999.
2. Dan Simon, "Optimal State Estimation Kalman, H-infinity and Non-linear Approaches", John Wiley and Sons, 2006,
3. Tangirala, A.K., "Principles of System Identification: Theory and Practice", CRC Press, 2014, 1st Edition.

REFERENCE

1. Cortes, C., and Vapnik, V., "Support-Vector Networks, Machine Learning", 1995, 1st Edition.
2. Miller, W.T., Sutton, R.S., and Webrose, P.J., "Neural Networks for Control", MIT Press, 1996, 1st Edition.
3. Van der Heijden, F., Duin, R.P.W., De Ridder, D., and Tax, D.M.J., "Classification, Parameter Estimation and State Estimation", An Engineering Approach Using MATLAB, John Wiley & Sons Ltd., 2017, 2nd Edition.
4. Karel J. Keesman, "System Identification an Introduction", Springer, 2011, 1st Edition.
5. Tao Liu and Furong Gao, "Industrial Process Identification and control design, Step-test and relay-experiment-based methods", Springer- Verlag London Ltd., 2012, 1st Edition.

List of Open Source Software/ Learning website:

- <https://in.mathworks.com/help/ident/>
<https://nptel.ac.in/courses/103106149>
<https://in.mathworks.com/help/curvefit/nonparametric-fitting.html>
<https://nptel.ac.in/courses/111102143>

MAPPING OF COs WITH POs AND PSOs

CO's	PO's												PSO's		
	1	2	3	4	5	6	7	8	9	10	11	12	1	2	3
1-L5	3	3	3	3	1	1	1	1	1	1	1	1	2	2	2
2-L5	3	3	3	3	1	1	1	1	1	1	1	1	2	2	2
3-L3	3	2	2	2	1	1	1	1	1	1	1	1	2	2	2
4-L3	3	2	2	2	1	1	1	1	1	1	1	1	2	2	2
5-L5	3	3	3	3	1	1	1	1	1	1	1	1	2	2	2
AVg.	3	2.6	2.6	2.6	1	1	1	1	1	1	1	1	2	2	2

1-low, 2-medium, 3-high, '-'- no correlation

CIC334

NON LINEAR CONTROL

L T P C
3 0 0 3

COURSE OBJECTIVES:

- To provide knowledge on design in state variable form
- To provide knowledge in phase plane analysis.
- To give basic knowledge in describing function analysis.
- To study the design of optimal controller.

- To study the design of optimal estimator including Kalman Filter

UNIT I STATE VARIABLE DESIGN (7+2 SKILL) 9

Introduction to state Model- effect of state Feedback- Necessary and Sufficient Condition for Arbitrary Pole-placement- pole placement Design- design of state Observers- separation principle- servo design: -State Feedback with integral control

UNIT II PHASE PLANE ANALYSIS(7+2 SKILL) 9

Features of linear and non-linear systems - Common physical non-linearities – Methods of linearization Concept of phase portraits – Singular points – Limit cycles – Construction of phase portraits – Phase plane analysis of linear and non-linear systems – Isocline method.

UNIT III DESCRIBING FUNCTION ANALYSIS (7+2 SKILL) 9

Basic concepts, derivation of describing functions for common non-linearities – Describing function analysis of non-linear systems – limit cycles – Stability of oscillations.

UNIT IV OPTIMAL CONTROL (7+2 SKILL) 9

Introduction - Time varying optimal control – LQR steady state optimal control – Solution of Ricatti's equation – Application examples.

UNIT V OPTIMAL ESTIMATION (7+2 SKILL) 9

Optimal estimation – KalmanBucy Filter-Solution by duality principle-Discrete systems-Kalman Filter-Application examples.

TOTAL: 45 PERIODS

SKILL DEVELOPMENT ACTIVITIES (Group Seminar/Mini Project/Assignment/Content Preparation / Quiz/ Surprise Test / Solving GATE questions/ etc) 10

- 1 Design of linear quadratic regulator (LQR) control system for any application of your own
- 2 Familiarization of Kalman filter in MATLAB
- 3 Seminar on pole placement design

COURSE OUTCOMES:

Students able to

- CO1** Able to apply the knowledge gained on state feedback control and nonlinear control. (L3)
- CO2** Ability to carryout analysis for common nonlinearities in a system. (L4)
- CO3** Apply advanced control theory to practical engineering problems. (L3)
- CO4** Design optimal controller. (L5)
- CO5** Understand the basics and Importance of Kalman filter. (L2)

TEXT BOOKS:

1. G. J. Thaler, "Automatic Control Systems", Jaico Publishing House 1993.
2. M.Gopal, Modern Control System Theory, New Age International Publishers, 2002, 2nd Edition.
3. K. P. Mohandas, "Modern Control Engineering", Sanguine Technical Publishers, 2006, 1st Edition.

REFERENCES:

1. Ashish Tewari, 'Modern Control Design with Matlab and Simulink', John Wiley, New Delhi, 2002, 1st Edition.
2. K. Ogata, 'Modern Control Engineering', 5th Edition, PHI, New Delhi, 2009.
3. T. Glad and L. Ljung,, "Control Theory –Multivariable and Non-Linear Methods", Taylor & Francis, 2002, 1st Edition.
4. D.S.Naidu, "Optimal Control Systems" First Indian Reprint, CRC Press, 2009, 1st Edition.
5. William S Levine, "Control System Fundamentals," The Control Handbook, CRC Press, Tayler and Francies Group, 2011, 2nd Edition.

List of Open Source Software/ Learning website:

<https://in.mathworks.com/discovery/kalman-filter.html>

<https://in.mathworks.com/help/control/getstart/design-an-lqr-servo-controller-insimulink.html>


https://onlinecourses.nptel.ac.in/noc22_ee24/preview

<http://www.nitttrc.edu.in/nptel/courses/video/101108047/lec22.pdf>

MAPPING OF COs WITH POs AND PSOs

CO's	PO's												PSO's		
	1	2	3	4	5	6	7	8	9	10	11	12	1	2	3
1 L3	3	2	2	2	1	1	1	3	1	3	1	1	2	2	2
2 L4	3	3	3	2	1	1	1	3	1	3	1	1	2	2	2
3 L3	3	2	2	2	1	1	1	3	1	3	1	1	2	2	2
4 L5	3	3	3	3	1	1	1	3	1	3	1	1	2	2	2
5 L2	2	1	2	1	1	1	1	2	1	2	1	1	2	2	2
Avg.	2.8	2.2	2.4	2	1	1	1	2.8	1	2.8	1	1	2	2	2

1.low, 2-medium, 3-high, '-'- no correlation



COURSE OBJECTIVES

- To impart knowledge on how to recursively estimate the parameters of discrete input – output models using recursive parameter estimation methods
- To make the student understand the principles of STR, MRAC and Gain scheduling.
- To make the student design simple adaptive controllers for linear systems using STR, MRAC and Gain scheduling

UNIT I INTRODUCTION(7+2 SKILL)**9**

Introduction - Adaptive Schemes - The adaptive Control Problem – Applications-Parameter estimation:-LS, RLS: and ERLS

UNIT II GAIN SCHEDULING(7+2 SKILL)**9**

Introduction- The principle - Design of gain scheduling controllers- Nonlinear transformations - application of gain scheduling - Auto-tuning techniques: Methods based on Relay feedback.

UNIT III DETERMINISTIC SELF-TUNING REGULATORS(7+2 SKILL)**9**

Introduction- Pole Placement design - Indirect Self-tuning regulators - direct self-tuning regulators – Disturbances with known characteristics

UNIT IV STOCHASTIC AND PREDICTIVE SELF-TUNING REGULATORS(7+2 SKILL)**9**

Introduction – Design of minimum variance controller - Design of moving average controller - stochastic self-tuning regulators

UNIT V MODEL – REFERENCE ADAPTIVE SYSTEM(7+2 SKILL)**9**

Introduction- MIT rule – Determination of adaptation gain - Lyapunov theory –Design of MRAS using Lyapunov theory – Relations between MRAS and STR.

TOTAL:45 PERIODS**SKILL DEVELOPMENT ACTIVITIES (Group Seminar/Mini****10**

Project/Assignment/Content Preparation / Quiz/ Surprise Test / Solving GATE questions/ etc)

- 1 Learn any one relevant software tool (MATLAB/ SCILAB/ LABVIEW/ Equivalent open source software)
- 2 Design of gain scheduling adaptive control using any one software tool
- 3 Analysis/Problem Solving - Ability to identify and define problems and solutions
- 4 Design and verification of MRAC by simulation.

COURSE OUTCOMES:**Students able to**

- CO1** Ability to apply the estimation algorithm to estimate the parameters of the process.(L3)
CO2 Ability to apply the adaptive control concepts to control a process. (L3)
CO3 Use appropriate software tools for design of adaptive controllers and analysis of the process. (L5)
CO4 Identify, formulate, carry out research by designing suitable adaptive schemes for complex instrumentation problem. (L5)
CO5 Apply the concepts to design adaptive control for multidisciplinary problem(L3)
CO6 Choose the techniques for self and lifelong learning to keep in pace with the new technology(L3)

TEXT BOOKS:

1. K.J. Astrom and B. J. Wittenmark, “Adaptive Control”, Second Edition, Pearson Education Inc., second Edition 2013.

REFERENCE BOOKS

1. T. Soderstorm and Petre Stoica, "System Identification", Prentice Hall International(UK) Ltd., 1989, 1st Edition.
2. Lennart Ljung, "System Identification: Theory for the User", Second Edition, Prentice Hall, 1999.


List of Open Source Software/ Learning website:

- 1 <https://archive.nptel.ac.in/courses/108/102/108102113/>
- 2 <https://in.mathworks.com/help/slcontrol/adaptive-control-design.html>
- 3 <https://in.mathworks.com/videos/nonlinear-model-based-adaptive-robust-controller-in-an-oil-and-gas-wireline-operation-1637577967956.html>
- 4 <https://www.dynalog-us.com/adaptive-robot-control.htm>
- 5 <https://www.vlab.co.in/>

MAPPING OF COs WITH POs AND PSO's

CO's	PO's												PSO's		
	1	2	3	4	5	6	7	8	9	10	11	12	1	2	3
CO1	3	2	2	2	1	1	1	3	1	1	1	1	2	2	2
CO2	3	2	2	2	1	1	1	3	1	1	1	1	2	2	2
CO3	3	3	3	3	1	1	1	3	1	3	1	1	2	2	2
CO4	3	3	3	3	1	1	1	3	1	3	1	1	2	2	2
CO5	3	2	2	2	1	1	1	3	1	1	1	1	2	2	2
CO6	3	2	2	2	1	1	1	3	1	1	1	1	2	2	2
Avg.	3	2.3	2.3	2.3	1	1	1	3	1	1.6	1	1	2	2	2

1-low, 2-medium, 3-high, '-' - no correlation



COURSE OBJECTIVES:

- To introduce the Knowledge about Multivariable and Multiloop systems.
- To understand the Model predictive control schemes and its elements.
- Get exposed to state space MPC along with case studies.
- To acquire knowledge on various constrained MPC.
- To make the student understand the principles of STR, MRAC and Gain scheduling.
- To make the student design simple adaptive controllers for linear systems

UNIT I INTRODUCTION TO MIMO CONTROL(7+2 SKILL) 9

Introduction to MIMO Systems-Multivariable control-Multiloop Control-Multivariable IMC-IMCPID-Case studies

UNIT II MODEL PREDICTIVE CONTROL SCHEMES (7+2 SKILL) 9

Introduction to Model Predictive Control - Model Predictive Control Elements - Generalized Predictive Control Scheme – Multivariable Generalized Predictive Control Scheme – Multiple Model based Model Predictive Control Scheme Case Studies

UNIT III STATE SPACE BASED MODEL PREDICTIVE CONTROL SCHEME (7+2 SKILL) 9

State Space Model Based Predictive Control Scheme - Review of Kalman Update based filters – State Observer Based Model Predictive Control Schemes – Case Studies

UNIT IV CONSTRAINED MODEL PREDICTIVE CONTROL SCHEME (7+2 SKILL) 9

Constraints Handling: Amplitude Constraints and Rate Constraints –Constraints and Optimization – Constrained Model Predictive Control Scheme – Case Studies.

UNIT V ADAPTIVE CONTROL SCHEME (7+2 SKILL) 9

Introduction to Adaptive Control-Gain Scheduling-Self tuning regulators–MARS-Adaptive Model Predictive Control Scheme –Case Studie

TOTAL:45 PERIODS**SKILL DEVELOPMENT ACTIVITIES (Group Seminar/Mini Project/Assignment/Content Preparation / Quiz/ Surprise Test / Solving GATE questions/ etc) 10**

- 1 Explore various MIMO controllers presently used in industries.
- 2 Develop MPC, Adaptive and MIMO controllers for industrial processes.
- 3 Implement the controllers for MIMO systems.
- 4 Using software tools for practical exposures to the controllers used in industries by undergoing training.
- 5 Realisation of various optimization techniques for economical operation of process.

COURSE OUTCOMES:**Students able to**

- CO1** Ability to apply engineering knowledge to understand the control schemes on MIMO systems L3.
- CO2** Ability to design controller for MIMO systemL5.
- CO3** Ability to analyze the control schemes available in industries L4.
- CO4** Ability to design MPC, Adaptive controllers for practical engineering problems L5.
- CO5** Ability to choose suitable controllers for the given problems L5.

TEXT BOOKS:

1. Coleman Brosilow, Babu Joseph, "Techniques of Model-Based Control", Prentice Hall PTR Pub 2002, 1st Edition.
2. E. F. Camacho, C. Bordons, "Model Predictive Control", Springer-Verlag London Limited 2007, 2nd Edition.
3. K.J. Astrom and B. J. Wittenmark, "Adaptive Control", Second Edition, Pearson Education Inc., second Edition 2013.

REFERENCES:

1. Paul Serban Agachi, Zoltan K. Nagy, Mircea Vasile Cristea, and Arpad Imre-Lucaci Model Based Control Case Studies in Process Engineering, WILEY-VCH Verlag GmbH & Co. KGaA, Weinheim 2007. 1st Edition.
2. Ridong Zhang, Anke Xue Furong Gao, "Model Predictive Control Approaches Based on the Extended State Space Model and Extended Non-minimal State Space Model", Springer Nature Singapore Pte Ltd. 2019, 1st Edition.
3. J.A. ROSSITER "Model-Based Predictive Control A Practical Approach" Taylor & Francis e-Library, 2005, 1st edition.

List of Open Source Software/ Learning website:

- 1 <https://nptel.ac.in/courses/103103037>
- 2 <https://nptel.ac.in/courses/108103007>
- 3 https://onlinecourses.nptel.ac.in/noc21_ge01/preview
- 4 <https://nptel.ac.in/courses/127106225>

MAPPING OF COs WITH POs AND PSOs

CO's	PO's												PSO's		
	1	2	3	4	5	6	7	8	9	10	11	12	1	2	3
1-L3	3	2	2	2	1	1	1	1	1	1	1	1	2	2	2
2-L5	3	3	3	3	1	1	1	1	1	1	1	1	2	2	2
3-L4	3	3	3	2	1	1	1	1	1	1	1	1	2	2	2
4-L5	3	3	3	3	1	1	1	1	1	1	1	1	2	2	2
5-L5	3	3	3	3	1	1	1	1	1	1	1	1	2	2	2
Avg.	3	2.8	2.8	2.6	1	1	1	1	1	1	1	1	2	2	2

1-low, 2-medium, 3-high, '-'- no correlation

PROGRESS THROUGH KNOWLEDGE

COURSE OBJECTIVES

- To provide an exposure to different type of optimal control problems such as time- optimal, fuel optimal, energy optimal control problems.
- To impart knowledge and skills needed to design Linear Quadratic Regulator for Time-invariant and Time-varying Linear system (Continuous time and Discrete-time systems).
- To introduce concepts needed to design optimal controller using Dynamic Programming Approach and H-J-B equation.
- To provide an exposure to various types of fault tolerant control schemes such as Passive and active approaches.
- To introduce concepts needed to design optimal controller in the presence of state constraints and time optimal controller.

UNIT I CALCULUS OF VARIATIONS AND OPTIMAL CONTROL(7+2 SKILL) 9

Introduction – Performance Index- Constraints – Formal statement of optimal control system – Calculus of variations – Function, Functional, Increment, Differential and variation and optimum of function and functional – The basic variation problem Extrema of functions and functional with conditions – variational approach to optimal control system

UNIT II LINEAR QUADRATIC OPTIMAL CONTROL SYSTEM(7+2 SKILL) 9

Problem formulation – Finite time Linear Quadratic regulator – Infinite time LQR system: Time Varying case- Time-invariant case – Stability issues of Time-invariant regulator – Linear Quadratic Tracking system: Fine time case and Infinite time case

UNIT III DISCRETE TIME OPTIMAL CONTROL SYSTEMS(7+2 SKILL) 9

Variational calculus for Discrete time systems – Discrete time optimal control systems:- Fixed final state and open-loop optimal control and Free-final state and open-loop optimal control - Discrete time linear state regulator system – Steady state regulator system

UNIT IV PONTRYAGIN MINIMUM PRINCIPLE(7+2 SKILL) 9

Pontryagin Minimum Principle – Dynamic Programming:- Principle of optimality, optimal control using Dynamic Programming – Optimal Control of Continuous time and Discrete-time systems – Hamilton-Jacobi-Bellman Equation – LQR system using H-J-B equation

UNIT V CONSTRAINED OPTIMAL CONTROL SYSTEMS(7+2 SKILL) 9

Time optimal control systems – Fuel Optimal Control Systems- Energy Optimal Control Systems – Optimal Control Systems with State Constraints

TOTAL:45 PERIODS**SKILL DEVELOPMENT ACTIVITIES (Group Seminar/Mini Project/Assignment/Content Preparation / Quiz/ Surprise Test / Solving GATE questions/ etc) 10**

1. Interactive MATLAB based project learning in an optimal control system.
2. Familiarize yourself with optimal control software tool boxes.
3. Arrange a group brainstorming process to generate new ideas and possible solutions to an optimal control problem in any field.
4. Analyse the difference between optimal control systems with other types of control system.
5. Homework assignment on optimal control.

COURSE OUTCOMES:

Students able to

- CO1** Explain different type of optimal control problems such as time-optimal, fuel optimal, energy optimal control problems.
- CO2** Design Linear Quadratic Regulator for Time-invariant and Time-varying Linear system (Continuous time and Discrete-time systems)
- CO3** Design optimal controller using Dynamic Programming Approach and H-J-B equation.
- CO4** Explain the Pontryagin Minimum Principle.
- CO5** Design optimal controller in the presence of state constraints and time optimal controller.
- CO6** Understand the concepts of dynamic programming

TEXT BOOKS:

1. Donald E. Kirk, Optimal Control Theory – An Introduction, Dover Publications, Inc. Mineola, New York, 2012, 10th Edition.

REFERENCE BOOKS

1. D. Subbaram Naidu, Optimal Control Systems, CRC Press, New York, 2003, 1st Edition.
2. Frank L. Lewis, Draguna Vrabe, Vassilis L. Syrmos, Optimal Control, 3rd Edition, Wiley Publication, 2012, 3rd Edition.
3. Yan Wang, Cheng-Lin Liu, Zhi-Cheng Ji, Quantitative Analysis and Optimal Control of Energy Efficiency in Discrete Manufacturing System, Springer, 2020, 1st Edition.

List of Open Source Software/ Learning website:

- 1 <https://in.mathworks.com/discovery/optimal-control.html#lqrlqg>
- 2 <https://www.codeproject.com/Articles/863257/Simple-Software-for-Optimal-Control>
- 3 <https://joss.theoj.org/papers/10.21105/joss.02809>
- 4 <https://www.ieee-ras.org/model-based-optimization-for-robotics/resources/optimization-tools>
- 5 <https://www.vlab.co.in/>
- 6 <https://ocw.mit.edu/courses/16-323-principles-of-optimal-control-spring-2008/>

MAPPING OF COs WITH POs AND PSOs

CO's	PO's												PSO's		
	1	2	3	4	5	6	7	8	9	10	11	12	1	2	3
1	2	-	1	4	1	-	1	1	1	1	1	1	2	2	2
2		2	2	2	1	2	1	1	1	1	1	1	2	2	2
3	2	2	2		1	1	1	1	1	1	1	1	2	2	2
4	2	2	2		1	1	1	1	1	1	1	1	2	2	2
5	-	1	2	1	1	1	1	1	1	1	1	1	2	2	2
6	1	1	1	1	1	-	1	1	1	1	1	1	2	2	2
Avg.	2	2	1.75	2	1	1.3	1	1	1	1	1	1	2	2	2

1. low, 2-medium, 3-high, ‘-‘- no correlation

COURSE OBJECTIVES:

- To make the students familiarize with the concept of condition-based maintenance for effective utilization of machines.
- To impart the knowledge of artificial intelligence for machinery fault diagnosis.
- To give basic knowledge on vibration monitoring.
- To study the machinery vibrations using signal processing techniques.
- To provide knowledge on FMECA.

UNIT I INTRODUCTION TO MACHINE CONDITION MONITORING (7+2 SKILL) 9

Machinery condition monitoring - Present status - Fault prognosis - Future needs.

UNIT II MACHINERY MAINTENANCE (7+2 SKILL) 9

Maintenance strategies – Reactive, Preventive, and Predictive – Benefits of planned maintenance – Bath tub curve – Failure Modes Effects and Criticality Analysis (FMECA).

UNIT III INTRODUCTION TO MACHINERY VIBRATION AND MONITORING (7+2 SKILL) 9

Characteristics of Vibration systems – Mode shapes & operational deflection shapes – Experimental modal analysis – Principles of vibration monitoring – Machinery faults diagnosed by vibration analysis.

UNIT IV SIGNAL PROCESSING IN MACHINERY MONITORING (7+2 SKILL) 9

FFT analysis – Time domain analysis – Time-frequency analysis – Signal filtering – Cepstrum analysis – Health condition of compressor & engine.

UNIT V MACHINE LEARNING FOR CONDITION MONITORING (7+2 SKILL) 9

Machine Learning: Feature extraction and feature selection methods – Feature reduction – Classification techniques – Case studies of condition monitoring in Nuclear plant components, Distillation column.

TOTAL:45 PERIODS

SKILL DEVELOPMENT ACTIVITIES (Group Seminar/Mini Project/Assignment/Content Preparation / Quiz/ Surprise Test / Solving GATE questions/ etc)10

- 1 Survey of critical machinery that requires monitoring system.
- 2 Exposure to practical machinery vibration & monitoring system presently in use.
- 3 Carryout FMECA using software.
- 4 Analyze the health condition of any machinery.

COURSE OUTCOMES:

- CO1** Ability to identify the faults in machinery L1.
CO2 Choose the proper maintenance strategies and condition monitoring techniques for identification of failure in a machine L3.
CO3 Construct a classifier model for machine learning based fault diagnosis L5.
CO4 Predict the faulty component in a machine by analyzing the acquired vibration signals L2.
CO5 Ability to analyze & build a model using modern tools L4.

TEXT BOOKS:

1. Cornelius Scheffer and Paresh Girdhar, "Practical Machinery Vibration Analysis and Predictive Maintenance", Elsevier, 2004, 1st Edition.
2. A. R. Mohanty, "Machinery Condition Monitoring: Principles and Practices", CRC Press, Taylor & Francis, 1st Edition, 2017.

REFERENCES:

1. Stephen Marsland, Machine Learning: An Algorithmic Perspective, 2nd Edition, 2014, CRC, Press.
2. Collacot, "Mechanical Fault Diagnosis and Condition Monitoring", Chapman- Hall, 1st Edition, 2011.
3. Davies, "Handbook of Condition Monitoring – Techniques and Methodology", Springer, 1st Edition, 2011.
4. Ian H. Witten, Eibe Frank, Mark A. Hall, Data Mining: Practical Machine Learning Tools and Techniques, Elsevier, 3rd Edition 2011.
5. Ferdinand van der Heijden, Robert Duin, Dick de Ridder, David M. J. Tax, Classification, Parameter Estimation and State Estimation: An Engineering Approach Using MATLAB, John Wiley & Sons, 2nd Edition, 2017.

List of Open Source Software/ Learning website:

- 1 https://onlinecourses.nptel.ac.in/noc22_cs29/preview
- 2 <https://www.udemy.com/topic/maintenance-management/>
- 3 <https://www.vi-institute.org/analyst-categories/>
- 4 <https://in.mathworks.com/help/predmaint/ug/condition-monitoring-and-prognostics-using-vibration-signals.html>

MAPPING OF COs WITH POs AND PSOs

CO's	PO's												PSO's		
	1	2	3	4	5	6	7	8	9	10	11	12	1	2	3
1-L1	1	1	1	1	1	1	1	1	1	1	1	1	1	2	2
2-L3	3	2	2	2	1	1	1	1	1	1	1	1	1	2	2
3-L5	3	3	3	3	1	1	1	1	1	1	1	1	1	2	2
4-L2	2	2	1	2	1	1	1	1	1	1	1	1	1	2	2
5-L4	3	3	3	2	1	1	1	1	1	1	1	1	1	2	2
Avg.	2.4	2.2	2	2	1	1	1	1	1	1	1	1	1	2	2

1-low, 2-medium, 3-high, '-'- no correlation

APPLIED INSTRUMENTATION

CIC339

FIBER OPTICS INSTRUMENTATION

L	T	P	C
3	0	0	3

COURSE OBJECTIVES

1. To provide knowledge on the theory behind light propagation in optical fibers, types of optical fibers, dispersion characteristics, and losses associated with optical fibers.
2. To provide an overview of recent advances in fiber optic sensor technology.
3. To provide knowledge on principles of laser generation, laser systems and its types.
4. To emphasize how lasers have been used for industrial applications.
5. To provide knowledge on the fundamentals of holography and medical applications of lasers.

UNIT I OPTICAL FIBER AND THEIR PROPERTIES

9

Principles of light propagation through a fiber – laws related to light propagation through fiber – Different types of fibers and their properties, Fiber manufacturing – mechanical and transmission characteristics – Connectors & splicers – Fiber termination – Optical sources – Optical detectors.

UNIT II FIBER OPTIC SENSORS

9

Fiber optic sensors – Fiber optic instrumentation system for measurement of fiber characteristics – Different types of modulators – Interferometric method for measurement of length – Measurement of pressure, temperature, electric field, liquid level and strain.

UNIT III LASER FUNDAMENTALS

9

Fundamental characteristics of lasers – Three level and four level lasers – Properties of lasers – Laser modes – Resonator configuration – Q-switching and mode locking – Types of lasers:– Gas lasers, solid lasers, liquid lasers, semiconductor lasers, Excimer lasers & vertical-cavity surface-emitting laser (VCSEL).

UNIT IV INDUSTRIAL APPLICATION OF LASERS

9

Applications of Low Power Lasers:- Measurement of distance, length, velocity and acceleration using lasers, & Environmental monitoring using lasers. Applications of High Power Lasers: Material processing – Laser heating, welding, melting and trimming of material, Material Removal & vaporization.

UNIT V HOLOGRAPHY AND MEDICAL APPLICATIONS OF LASERS

9

Holography – Principles – Methods. – Holographic interferometry and applications, Holography for non-destructive testing – Medical applications of lasers – laser and tissue interaction – Laser instruments for surgery – Safety methods for medical lasers.

TOTAL : 45 PERIODS

SKILL DEVELOPMENT ACTIVITIES (Group Seminar/Mini

10

Project/Assignment/Content Preparation / Quiz/ Surprise Test / Solving GATE questions/ etc)

- 1 Interpretation of various Laser instruments failure case studies
- 2 Seminar on Advanced Laser Instruments.
- 3 Design and Development of Fiber Optics Cables/Sensors in Large Industries/Database Center.
- 4 Modelling and understanding of Laser Instruments using hardware
- 5 Introduction to other Laser Instruments not covered in the above syllabus

COURSE OUTCOMES (COs)

1. Ability to utilize the principles of light transmission, characteristics and losses in optical fibers for measurement applications.
2. Ability to apply the concepts of optical fibers for its use in sensor development as well as important applications in production, manufacturing and industrial applications.
3. Ability to compare the lasing theory of various laser generation systems.
4. Ability to design laser systems for measurement of physical quantities and for industrial applications.
5. Ability to select lasers for a specific Industrial and medical application.
6. Ability to apply the principles of lasers for creating new sensors and measurement systems.

TEXT BOOKS:

1. John and Harry, "Industrial lasers and their application", McGraw-Hill, 2002.
2. Mitschke, F. (2016). Fiber optics: physics and technology. (Second Edition). Springer.
3. Keiser, G., "Optical Fiber Communication", McGraw-Hill, 3rd Edition, 2000.
4. Eric Udd, William B., and Spillman, Jr., "Fiber Optic Sensors: An Introduction for Engineers and Scientists ", John Wiley & Sons, 2011.

REFERENCE BOOKS:

1. Daly, J. C. (2018). *Fiber Optics: Second Edition*. CRC Press.
2. John F. Ready, "Industrial Applications of Lasers", Academic Press, Digitized in 2008.
3. Monte Ross, "Laser Applications", McGraw-Hill, 1968.
4. Hariharan, P. (2002). *Basics of holography*. Cambridge university press.

LIST OF OPEN SOURCE SOFTWARE/ LEARNING WEBSITE:

1. <https://nptel.ac.in/courses/115102124>
2. https://www.brainkart.com/subject/Fiber-optics-and-Laser-instruments_190/
3. https://sist.sathyabama.ac.in/sist_coursematerial/uploads/SIC1605.pdf
4. <https://www.scribd.com/document/378001918/Fiber-Optics-and-Laser-Instruments-Lecture-Notes-Study-Material-and-Important-Questions-Answers>

MAPPING OF COs WITH POs AND PSOs

CO's	PO's												PSO's		
	1	2	3	4	5	6	7	8	9	10	11	12	1	2	3
CO1	3	3					1	1		1	1		1	1	1
CO2		3	3				1	1	2	1	1	3	1	1	1
CO3					3		1	1		1	1		1	1	1
CO4			3		2		1	1	2	1	1	2	1	1	1
CO5					2	3	1	1	2	1	1		1	1	1
CO6					2		1	1	2	1	1	3	1	1	1
Avg.	3	3					1	1		1	1		1	1	1

1-low, 2-medium, 3-high, '-' - no correlation

COURSE OBJECTIVES:

1. To understand the theory and operational principles of instrumental methods for identification and quantitative analysis of chemical substances by different types of spectroscopy.
2. To impart fundamental knowledge on gas chromatography and liquid chromatography.
3. To integrate a fundamental understanding of the underlining principles of physics as they relate to specific instrumentation used for gas analyzers and pollution monitoring 96 instruments.
4. To impart knowledge on the important measurement in many chemical processes and laboratories handling liquids or solutions.
5. To understand the working principle, types and applications of NMR and Mass spectroscopy

UNIT I SPECTROPHOTOMETRY (7+2 SKILL) 9

Spectral methods of analysis – Beer-Lambert law – UV-Visible spectroscopy – IR Spectrophotometry - FTIR spectrophotometry – Atomic absorption spectrophotometry - Flame emission and atomic emission photometry – Construction, working principle, sources detectors and applications.

UNIT II CHROMATOGRAPHY (7+2 SKILL) 9

General principles – classification – chromatographic behaviour of solutes – quantitative determination – Gas chromatography – Liquid chromatography - High-pressure liquid chromatography – Applications.

UNIT III INDUSTRIAL GAS ANALYZERS AND POLLUTION MONITORING INSTRUMENTS (7+2 SKILL) 9

Gas analyzers – Oxygen, NO₂ and H₂S types, IR analyzers, thermal conductivity detectors, analysis based on ionization of gases. Air pollution due to carbon monoxide, hydrocarbons, nitrogen oxides, sulphur dioxide estimation - Dust and smoke measurements

UNIT IV pH METERS AND DISSOLVED COMPONENT ANALYZERS (7+2 SKILL) 9

Selective ion electrodes - Principle of pH and conductivity measurement - dissolved oxygen analyzer – Sodium analyzer – Silicon analyzer – Water quality Analyzers.

UNIT V NUCLEAR MAGNETIC RESONANCE AND MASS SPECTROMETRY (7+2 SKILL) 9

NMR – Basic principles – Continuous and Pulsed Fourier Transform NMR spectrometer – Mass Spectrometry – Sample system – Ionization methods – Mass analyzers – Types of mass spectrometry.

TOTAL : 45 PERIODS

SKILL DEVELOPMENT ACTIVITIES (Group Seminar/Mini 10

Project/Assignment/Content Preparation / Quiz/ Surprise Test / Solving GATE questions/ etc)

1. A seminar on applications of various analytical techniques.
2. Selection of Chromatography for applications.
3. Familiarization of any one relevant software tool (MATLAB/ SCILAB/ LABVIEW/ Proteus/ Equivalent open source software)
4. Realization of spectroscopy and analyzers in hardware
5. Introduction to other advanced spectroscopy and analyzer not covered in the above syllabus

COURSE OUTCOMES:

- CO1** Understand the basic concept of qualitative and quantitative analysis of a given sample. L2
- CO2** Explain the working knowledge of analytical instrumentation typically employed in chemical/biochemical research and industry laboratories. L2
- CO3** Apply the fundamental principles of selective analytical instruments for separation, identification and quantitative analysis of chemical substances. L4
- CO4** Differentiate between online and offline process and identify suitable instruments for analysis. L4
- CO5** Describe the relative strengths and limitations of different instrumental based analysis methods. L2
- CO6** Identify and suggest a suitable analytical method for a specific application. L1

TEXT BOOKS:

- Braun, R.D., "Introduction to Instrumental Analysis", Pharma Book Syndicate, Singapore, 2nd edition 2016.
- Willard, H.H., Merritt, L.L., Dean, J.A., Settle, F.A., "Instrumental methods of analysis", CBS publishing & distribution, 7th Edition, 2012.
- Robert E. Sherman., "Analytical Instrumentation, Instruments", Society of America, 1996.

REFERENCES:

- Khandpur, R.S., "Handbook of Analytical Instruments", Tata McGraw Hill publishing Co. Ltd., 5th edition 2018.
- Ewing, G.W., "Instrumental Methods of Chemical Analysis", McGraw Hill, 5th edition reprint 1985. Digitized in May 2013.
- Liptak, B.G., "Process Measurement and Analysis", CRC Press, 5th Edition, 2016.
- NPTel lecture notes on, "Modern Instrumental methods of Analysis" by Dr.J.R. Mudakavi, IISC, Bangalore

List of Open Source Software/ Learning website:

<https://nptel.ac.in/courses/103108100>

<https://nptel.ac.in/courses/103108139>

<https://instrumentationtools.com/oxygen-analyzer-working-principle/>

<https://www.excedr.com/blog/spectrometer-vs-spectrophotometer/>

<https://nptel.ac.in/courses/104106122>

http://www.premierbiosoft.com/tech_notes/mass-spectrometry.html

[https://chem.libretexts.org/Bookshelves/Analytical_Chemistry/Supplemental_Modules_\(Analytical_Chemistry\)/Instrumental_Analysis/Chromatography/Gas_Chromatography](https://chem.libretexts.org/Bookshelves/Analytical_Chemistry/Supplemental_Modules_(Analytical_Chemistry)/Instrumental_Analysis/Chromatography/Gas_Chromatography)

<https://www.waters.com/nextgen/in/en/education/primers/beginner-s-guide-to-liquid-chromatography.html>

MAPPING OF COs WITH POs AND PSO's

CO's	PO's												PSO's		
	1	2	3	4	5	6	7	8	9	10	11	12	1	2	3
CO1	2	2	2	2	1	1	1	1	1	1	1	1	2	2	2
CO2	2	2	2	2	1	1	1	1	1	1	1	1	2	2	2
CO3	3	3	3	2	1	1	1	1	1	1	1	1	2	2	2
CO4	3	3	3	2	1	1	1	1	1	1	1	1	2	2	2
CO5	2	2	2	2	1	1	1	1	1	1	1	1	2	2	2
CO6	1	1	1	1	1	1	1	1	1	1	1	1	2	2	2
AVg.	2.16	2.16	2.16	1.83	1	1	1	1	1	1	1	1	2	2	2

1-low, 2-medium, 3-high, '-' - no correlation

COURSE OBJECTIVES:

1. General aspects of Electric and Hybrid Vehicles (EHV), including architectures, modelling, sizing, subsystem design and hybrid vehicle control.
2. Understand about vehicle dynamics,
3. Design the required energy storage devices,
4. Select the suitable electric propulsion systems and Understand of hybrid electric vehicles.

UNIT I NEED FOR ALTERNATIVE SYSTEM (7+2 SKILL) 9

Need for hybrid and electric vehicles – main components and working principles of a hybrid and electric vehicles, Different configurations of hybrid and electric vehicles. Comparative study of diesel, petrol, hybrid and electric Vehicles. Advantages and Limitations of hybrid and electric Vehicles. Case study on specification of electric and hybrid vehicles.

UNIT II DESIGN CONSIDERATIONS FOR ELECTRIC VEHICLES (7+2 SKILL) 9

Design requirement for electric vehicles- Range, maximum velocity, acceleration, power requirement, mass of the vehicle. Various Resistance- Transmission efficiency- Electric vehicle chassis and Body Design, Electric Vehicle Recharging and Refuelling Systems.

UNIT III ENERGY SOURCES (7+2 SKILL) 9

Battery Parameters- - Different types of batteries – Lead Acid- Nickel Metal Hydride - Lithium-ion Sodium based- Metal Air. Battery Modelling- Equivalent circuits, Battery charging- Quick Charging devices. Fuel Cell- Fuel cell Characteristics- Fuel cell types- Half reactions of fuel cell. Ultra-capacitors. Battery Management System.

UNIT IV MOTORS AND CONTROLLERS (7+2 SKILL) 9

Types of Motors, Characteristic of DC motors, AC single phase and 3-phase motor, PM motors, switched reluctance motors, Motor Drives and speed controllers, Torque Vectoring, Regenerative Braking. Rectifiers, Inverters, DC/DC converters.

UNIT V SUBSYSTEMS OF HYBRID AND ELECTRIC VEHICLES (7+2 SKILL) 9

Power Split devices for Hybrid Vehicles - Operation modes - Control Strategies for Hybrid Vehicle - Economy of hybrid Vehicles. Steering and Suspension system. Choice of Tires.

TOTAL : 45 PERIODS**SKILL DEVELOPMENT ACTIVITIES (Group Seminar/Mini 10**

Project/Assignment/Content Preparation / Quiz/ Surprise Test / Solving GATE questions/ etc)

1. Driving cycle development for electric vehicle simulation
2. Selection of components for electrical vehicle applications.
3. Familiarization of any one relevant software tool (MATLAB/ SCILAB/ LABVIEW/ Proteus/ Equivalent open-source software)
4. Design and verification of electric vehicle through simulation
5. Analysis of recent trend in electric vehicles
6. Introduction to other advanced electric vehicle system not covered in the above syllabus

COURSE OUTCOMES:

- CO1** Outline of electric and hybrid vehicle operation and architectures. L1
CO2 Design of hybrid and electric vehicles. L5

- CO3** Summarize the energy requirement for vehicles. L2
CO4 Illustrate the vehicle characteristics, operating modes, and performance parameters of the vehicle. L3
CO5 Analyze the different subsystems of hybrid and electric vehicles. L4

TEXT BOOKS:

1. Iqbal Husain, "Electric and Hybrid Vehicles-Design Fundamentals", CRC Press, 2010
2. Mehrdad Ehsani, "Modern Electric, Hybrid Electric and Fuel Cell Vehicles", CRC Press, 2018

REFERENCES:

1. James Larminie and John Lowry, "Electric Vehicle Technology Explained " John Wiley & Sons, 2012
2. Lino Guzzella, "Vehicle Propulsion System" Springer Publications, 2012
3. Ron HodKinson, "Light Weight Electric/ Hybrid Vehicle Design", Butterworth Heinemann Publication, 2005

List of Open Source Software/ Learning website:

<http://nptel.iitm.ac.in/courses.php>

<https://nptel.ac.in/courses/108103009>

<https://archive.nptel.ac.in/courses/108/106/108106182/>

https://archive.nptel.ac.in/content/storage2/courses/downloads_new/LectureNotes/108103009/108103009.zip

<https://nptel.ac.in/courses/108106170>

MAPPING OF COs WITH POs AND PSOs

CO's	PO's												PSO's		
	1	2	3	4	5	6	7	8	9	10	11	12	1	2	3
1-L1	1	1	1	1	1	1	1	1	1	1	1	1	2	2	2
2-L5	3	3	3	3	1	1	1	1	1	1	1	1	2	2	2
3-L2	2	2	1	1	1	1	1	1	1	1	1	1	2	2	2
4-L3	3	2	2	2	1	1	1	1	1	1	1	1	2	2	2
5-L4	3	3	3	2	1	1	1	1	1	1	1	1	2	2	2
AVg.	2.4	2.2	2	2	1	1	1	1	1	1	1	1	2	2	2

1-low, 2-medium, 3-high, '-' - no correlation

PROGRESS THROUGH KNOWLEDGE

CIC342

THERMAL POWER PLANT INSTRUMENTATION

L T P C

3 0 0 3

COURSE OBJECTIVES:

1. Gain knowledge on different types of power plants.
2. Study about the important process variables and their measurements.
3. To understand the important control loops involved in thermal power plants.
4. To analyze the various parameters related to steam turbines.

UNIT I OVERVIEW OF POWER GENERATION (7+2 SKILL)

9

Survey of methods of power generation – hydro, thermal, nuclear, solar and wind power – Importance of instrumentation in power generation – Thermal power plant – Building blocks – Combined Cycle System – Combined Heat and Power System – sub critical and supercritical boilers.

UNIT II MEASUREMENTS IN POWER PLANTS (7+2 SKILL) 9
Measurement of feed water flow, air flow, steam flow and coal flow – Drum level measurement– Steam pressure and temperature measurement – Turbine speed and vibration measurement – Flue gas analyzer – Fuel composition analyzer.

UNIT III BOILER CONTROL – I (7+2 SKILL) 9
Combustion of fuel and excess air – Firing rate demand – Steam temperature control – Control of deaerator – Drum level control: Single, two and three element control – Furnace draft control – Implosion and explosion – flue gas dew point control – Trimming of combustion air – Soot blowing.

UNIT IV BOILER CONTROL – II (7+2 SKILL) 9
Burners for liquid and solid fuels – Burner management – Furnace safety interlocks – Coal pulverizer control – Combustion control for liquid and solid fuel fired boilers – air/fuel ratio control– fluidized bed boiler – Cyclone furnace.

UNIT V TURBINE MONITORING AND CONTROL (7+2 SKILL) 9
Types of steam turbines – impulse and reaction turbines – compounding – Turbine governing system– Speed and Load control – Transient speed rise – Free governor mode operation – Automatic Load Frequency Control – Turbine oil system – Oil pressure drop relay – Oil cooling system– Turbine run up system

TOTAL : 45 PERIODS

SKILL DEVELOPMENT ACTIVITIES (Group Seminar/Mini Project/Assignment/Content Preparation / Quiz/ Surprise Test / Solving GATE questions/ etc) 10

1. A seminar on Role of control and instrumentation in thermal power plant.
2. Familiarization of any one relevant software tool (MATLAB/ SCILAB/ LABVIEW/ Proteus/ Equivalent open source software)
3. Design and verification of any simple power plant circuit through simulation.
4. Introduction to other power plants in the world not covered in the above syllabus
5. Quiz on power plants, boiler control and turbine monitoring.

COURSE OUTCOMES:

- CO1** Understand and analyze the process diagram of hydel, thermal, nuclear, wind and solar power plants. L2
- CO2** Identify the instruments for monitoring various parameters related to thermal power plant. L1
- CO3** Analyze and select appropriate control strategy for various systems involved in thermal power plant. L4
- CO4** Recognize the important terms related to turbine monitoring system and able to analyze the problems related to turbine governing. L1
- CO5** Ability to understand the concepts of safety interlocks applied for combustion process. (L1)

TEXT BOOKS:

- 1 Sam Dukelow, "Control of Boilers", Instrument Society of America, 1991.
2. Gill, A.B., "Power Plant performance", Elsevier 2016.

REFERENCES:

1. Krishnaswamy, K. and Ponnibala, M., "Power Plant Instrumentation", PHI Learning Pvt. Ltd., New Delhi, Fourth Printing (Second Edition) August, 2013.
2. Liptak B.G., "Instrumentation in Process Industries", Chilton Book Company, 2005. Digitized in 2008
3. Jain R.K., "Mechanical and Industrial Measurements", Khanna Publishers, New Delhi, 3rd

edition 2017.

List of Open Source Software/ Learning website:

<https://nptel.ac.in/courses/112107291>

<https://instrumentationtools.com/drum-level-control-systems/>

<https://nptel.ac.in/courses/112103243>

<https://jntua.ac.in/gate-online-classes/registration/downloads/material/a159185656721.pdf>

<https://kanchiuniv.ac.in/coursematerials/LECTURENOTESEIEPHASE2/POWER%20PLANT%20INSTRUMENTATION%20-%20TS.pdf>

<https://www.ni.com/en-in/innovations/white-papers/08/wind-turbine-control-methods.html>

MAPPING OF COs WITH POs AND PSOs

CO's	PO's												PSO's		
	1	2	3	4	5	6	7	8	9	10	11	12	1	2	3
1-L2	2	2	1	2	1	1	1	1	1	1	1	1	2	2	2
2-L1	1	1	1	1	1	1	1	1	1	1	1	1	2	2	2
3-L4	3	3	3	2	1	1	1	1	1	1	1	1	2	2	2
4-L1	1	1	1	1	1	1	1	1	1	1	1	1	2	2	2
AVg.	1.75	1.75	1.5	1.5	1	1	1	1	1	1	1	1	2	2	2

1-low, 2-medium, 3-high, '-' - no correlation

CIC343

INSTRUMENTATION IN PETROCHEMICAL INDUSTRY

**LT P C
3 0 0 3**

COURSE OBJECTIVES:

1. To introduce the students the method of oil recovery and the steps involved in oil gas production process.
2. To make the students understand the process behavior of some of the important unit operations in petrochemical industry through mathematical model.
3. To familiarize the students to apply knowledge to select the appropriate control strategy for the selective process.
4. To provide information about the most important derivatives obtained from petroleum products.
5. To help the students in understanding selection and maintenance of instruments in petrochemical industry.

UNIT I OIL EXTRACTION AND OIL GAS PRODUCTION (7+2 SKILL) 9

Techniques used for oil discovery – Oil recovery methods – oil rig system - Overview of oil gas production – oil gas separation – Gas treatment and compression – Control and safety systems.

UNIT II IMPORTANT UNIT OPERATIONS IN REFINERY (7+2 SKILL) 9

Distillation Column – Thermal cracking – Catalytic Cracking – Catalytic reforming – mathematical Modelling and selection of appropriate control strategy – Alkylation – Isomerization.

UNIT III DERIVATIVES FROM PETROLEUM (7+2 SKILL) 9

Derivatives from methane – Methanol Production – Acetylene production - Derivatives from acetylene —Derivatives from ethylene – Derivatives from propylene.

UNIT IV IMPORTANT PETROLEUM PRODUCTS & MEASUREMENTS(7+2 SKILL) 9

BTX from Reformate – Styrene – Ethylene oxide/Ethylene glycol – polyethylene – Polypropylene – PVC production.Parameters to be measured in refinery and petrochemical industry – Selection and maintenance of measuring instruments.

UNIT V SAFETY IN INSTRUMENTATION SYSTEMS (7+2 SKILL) 9

Hazardous zone classification – Electrical and Intrinsic safety – Explosion suppression and Deluge systems – Flame, fire and smoke detectors – leak detectors – Guidelines and standards – General SIS Design Configurations – Hazard and Risk Assessment – Failure modes – Operation and Maintenance.

TOTAL: 45 PERIODS

SKILL DEVELOPMENT ACTIVITIES (Group Seminar/Mini Project/Assignment/Content Preparation / Quiz/ Surprise Test / Solving GATE questions/ etc) 10

- 1 A Seminar on Role of Instrumentation in petrochemical industry.
- 2 Selection of petroleum products for applications.
- 3 Familiarization of any one relevant software tool (MATLAB/ SCILAB/ LABVIEW/ Proteus/ Equivalent open source software)
- 4 Quiz on derivatives, refinery and other petroleum products.
- 5 Introduction to other advanced detectors not covered in the above syllabus

COURSE OUTCOMES:

- CO1** Sketch the oil gas production process and important unit operations in a refinery. L3
CO2 Infer the process knowledge, ability to develop and analyze mathematical model ofselective processes. L2
CO3 Analyze and select appropriate control strategy for selective unit operationsin a refinery. L4
CO4 Identify the most important chemical derivatives obtained from petroleum products.L1
CO5 Understand safety instrumentation followed in process industries. L2

TEXT BOOKS:

1. Waddams, A.L., “Chemicals from Petroleum”, Wiley, 1978. (digitized in 2007).
2. Balchen, J.G., and Mumme K.I., “Process Control Structures and Applications”, Von Nostrand Reinhold Company, New York, 1988.

REFERENCES:

1. Liptak, B.G., “Instrumentation in Process Industries”, Chilton Book Company, 2005. (Digitized in 2008).
2. Austin, G.T. and Shreeves, A.G.T., “Chemical Process industries”, McGraw-Hill, 5th edition 2017.
3. Havard Devold, “Oil and Gas Production Handbook”, ABB, edtion 3.0, 2013.
4. Paul Gruhn and Harry Cheddie, “Safety Instrumented Systems: Design, Analysis, and Justification”, 2nd Edition, ISA Press, 2006. (Digitized in 2009).

List of Open Source Software/ Learning website:

<https://whatispiping.com/safety-instrumented-systems-sis/>

<https://www.britannica.com/technology/petroleum-refining/Petroleum-products-and-their-uses>

https://uma.ac.ir/files/site1/m_ghorbanpour_6ffe535/refinery_3.pdf
<https://www.omicsonline.org/conferences-list/petroleum-derivatives-synthesis-and-application>
<https://folk.ntnu.no/onshus/Oil%20and%20gas%20production%20handbook%20ed1x3a5%20comp.pdf>
<https://nptel.ac.in/courses/114106039>
https://library.e.abb.com/public/34d5b70e18f7d6c8c1257be500438ac3/Oil%20and%20gas%20production%20handbook%20ed3x0_web.pdf

MAPPING OF COs WITH POs AND PSOs

CO's	PO's												PSO's		
	1	2	3	4	5	6	7	8	9	10	11	12	1	2	3
1-L3	3	2	2	2	1	1	1	1	1	1	1	1	2	2	2
2-L2	2	2	2	2	1	1	1	1	1	1	1	1	2	2	2
3-L4	3	3	3	2	1	1	1	1	1	1	1	1	2	2	2
4-L1	1	1	1	1	1	1	1	1	1	1	1	1	2	2	2
5-L2	2	2	2	2	1	1	1	1	1	1	1	1	2	2	2
AVg.	2.2	2	2	1.8	1	1	1	1	1	1	1	1	2	2	2

1-low, 2-medium, 3-high, '-' - no correlation

CIC344

SAFETY INSTRUMENTED SYSTEMS

L T P C

3 0 0 3

COURSE OBJECTIVES:

1. To make the students aware of basic concepts of safety instrumented system, standards and risk analysis techniques.
2. To make the students understand different layers of protection.
3. To make student conscious about safety instrumentation applications.
4. To make the students aware of potential events and impact of failures.
5. To make students aware of design, installation and maintenance procedures.

UNIT I INTRODUCTION (7+2 SKILL)

9

Safety Instrumented System (SIS): need, features, components, difference between basic process control system and SIS - Risk: how to measure risk, risk tolerance, Safety integrity level, safety instrumented functions - Standards and Regulation – HSE-PES, AICHE-CCPS, IEC-61508, ANSI/ISA-84.00.01-2004 (IEC 61511 Mod) & ANSI/ISA – 84.01-1996, NFPA 85, API RP 556, API RP 14C, OSHA (29 CFR 1910.119 – Process Safety Management of Highly Hazardous Chemicals – SIS design cycle - Process Control vs Safety Control.

UNIT II PROTECTION LAYERS AND SAFETY REQUIREMENT SPECIFICATIONS (7+2 SKILL)

9

Prevention Layers: Process Plant Design, Process Control System, Alarm Systems, Procedures, Shutdown/Interlock/Instrumented Systems (Safety Instrumented Systems – SIS), Physical Protection - Mitigation Layers: Containment Systems, Scrubbers and Flares, Fire and Gas (F&G) Systems, Evacuation Procedures - Safety specification requirements as per standards, causes for deviation from the standards.

UNIT III SAFETY INTEGRITY LEVEL (SIL) (7+2 SKILL)

9

Evaluating Risk, Safety Integrity Levels, SIL Determination Method: As Low As Reasonably Practical (ALARP), Risk matrix, Risk Graph, Layers Of Protection Analysis (LOPA) – Issues

related to system size and complexity –Issues related to field device safety – Functional Testing

UNIT IV SYSTEM EVALUATION (7+2 SKILL) 9

Failure Modes, Safe/Dangerous Failures, Detected/Undetected Failures, Metrics: Failure Rate, MTBF, and Life, Degree of Modeling Accuracy, Modeling Methods: Reliability Block Diagrams, Fault Trees, Markov Models - Consequence analysis: Characterization of potential events, dispersion, impacts, occupancy considerations, consequence analysis tools - Quantitative layer of protection analysis: multiple initiating events, estimating initiating event frequencies and IPL failure probabilities.

UNIT V CASE STUDY (7+2 SKILL) 9

SIS Design check list - Case Description: Furnace/Fired Heater Safety Shutdown System: Scope of Analysis, Define Target SILs, Develop Safety Requirement Specification (SRS), SIS Conceptual Design, Lifecycle Cost Analysis, verify that the Conceptual Design Meets the SIL, Detailed Design, Installation, Commissioning and Pre-startup Tests, Operation and Maintenance Procedures.

TOTAL : 45 PERIODS

SKILL DEVELOPMENT ACTIVITIES (Group Seminar/Mini Project/Assignment/Content Preparation / Quiz/ Surprise Test / Solving GATE questions/ etc) 10

1. Interpretation of various standards and safety regulations
2. Selection of Safety system for applications.
3. Familiarization of any one relevant software tool (MATLAB/ SCILAB/ LABVIEW/ Proteus/ Equivalent open source software)
4. Seminar on interpretation of safety system failure case studies
5. Realization of safety regulation in immediate environment
6. Introduction to other advanced safety system not covered in the above syllabus

COURSE OUTCOMES:

- CO1** Analyse the role of safety instrumented system in the industry. L4
- CO2** Define various hazards in industry environment. L1
- CO3** Summarize the safety integrity level for an application. L2
- CO4** Distinguish the safety environment in industry. L2
- CO5** Analyse the failure modes, failure rates and MTBF using various reliability engineering tools. L4
- CO6** Apply the design, installation and maintenance procedures for SIS applied to industrial processes. L3

TEXT BOOKS:

1. Paul Gruhn and Harry L. Cheddie, "Safety Instrumented systems: Design, Analysis and Justification", ISA, 2nd edition, 2018.
2. Eric W. Scharpf, Heidi J. Hartmann, Harlod W. Thomas, "Practical SIL target selection: Risk analysis per the IEC 61511 safety Lifecycle", exida2nd Edition 2022.

REFERENCES:

- 1 William M. Goble and Harry Cheddie, "Safety Instrumented Systems Verification: Practical Probabilistic Calculations" ISA, 2012.
2. Edward Marszal, Eric W. Scharpf, "Safety Integrity Level Selection: Systematic Methods Including Layer of Protection Analysis", ISA, 2002.
3. Standard - ANSI/ISA-84.00.01-2004 Part 1 (IEC 61511-1 Mod) "Functional Safety: Safety Instrumented Systems for the Process Industry Sector - Part 1: Framework, Definitions, System, Hardware and Software Requirements", ISA, 2004

List of Open Source Software/ Learning website:

- <http://nptel.iitm.ac.in/courses.php>
- <https://nptel.ac.in/courses/110105094>
- <https://nptel.ac.in/courses/110105160>
- <https://nptel.ac.in/courses/112106177>

<https://www.exida.com/Blog/back-to-basics-04-safety-instrumented-system-sis>
<http://nptel.iitm.ac.in/courses.php>

MAPPING OF COs WITH POs AND PSOs

CO's	PO's												PSO's		
	1	2	3	4	5	6	7	8	9	10	11	12	1	2	3
CO1	3	3	3	2	1	1	1	1	1	1	1	1	2	2	2
CO2	1	1	1	1	1	1	1	1	1	1	1	1	2	2	2
CO3	2	2	1	2	1	1	1	1	1	1	1	1	2	2	2
CO4	2	1	2	1	1	1	1	1	1	1	1	1	2	2	2
CO5	3	3	3	2	1	1	1	1	1	1	1	1	2	2	2
CO6	3	2	2	2	1	1	1	1	1	1	1	1	2	2	2
AVg.	2.33	2	2	1.66	1	1	1	1	1	1	1	1	2	2	2

1-low, 2-medium, 3-high, '-' - no correlation



COURSE OBJECTIVES:

1. Awareness about renewable Energy Sources and technologies.
2. Adequate inputs on a variety of issues in harnessing renewable Energy.
3. Recognize current and possible future role of renewable energy sources.
4. To explore the various bio-energy technologies.
5. To study the ocean and geothermal technologies

UNIT I RENEWABLE ENERGY (RE) SOURCES (7+2 SKILL) 9

Environmental consequences of fossil fuel use, Importance of renewable sources of energy, Sustainable Design and development, Types of RE sources, Limitations of RE sources, Present Indian and international energy scenario of conventional and RE sources.

UNIT II WIND ENERGY (7+2 SKILL) 9

Power in the Wind – Types of Wind Power Plants (WPPs)–Components of WPPs-Working of WPPs- Siting of WPPs-Grid integration issues of WPPs.

UNIT III SOLAR PV AND THERMAL SYSTEMS (7+2 SKILL) 9

Solar Radiation, Radiation Measurement, Solar Thermal Power Plant, Central Receiver Power Plants, Solar Ponds- Thermal Energy storage system with PCM- Solar Photovoltaic systems: Basic Principle of SPV conversion – Types of PV Systems- Types of Solar Cells, Photovoltaic cell concepts: Cell, module, array, PV Module I-V Characteristics, Efficiency & Quality of the Cell, series and parallel connections, maximum power point tracking, Applications

UNIT IV BIOMASS ENERGY (7+2 SKILL) 9

Introduction-Bio mass resources –Energy from Bio mass: conversion processes-Biomass Cogeneration-Environmental Benefits. Geothermal Energy: Basics, Direct Use, Geothermal Electricity. Mini/micro hydro power: Classification of hydropower schemes, Classification of water turbine, Turbine theory, Essential components of hydroelectric system.

UNIT V OTHER ENERGY SOURCES (7+2 SKILL) 9

Tidal Energy: Energy from the tides, Barrage and Non-Barrage Tidal power systems. Wave Energy: Energy from waves, wave power devices. Ocean Thermal Energy Conversion (OTEC)- Hydrogen Production and Storage- Fuel cell: Principle of working- various types - construction and applications. Energy Storage System- Hybrid Energy Systems.

TOTAL : 45 PERIODS**SKILL DEVELOPMENT ACTIVITIES (Group Seminar/Mini Project/Assignment/Content Preparation / Quiz/ Surprise Test / Solving GATE questions/ etc) 10**

1. A Seminar on different types of renewable energy.
2. Quiz on different types of renewable energy systems.
3. Familiarization of any one relevant software tool (MATLAB/ SCILAB/ LABVIEW/ Proteus/ Equivalent open source software)
4. Design and verification of any power plant circuit through simulation.
5. Introduction to other renewable resources not covered in the above syllabus

COURSE OUTCOMES:

- CO1** Recognize the Indian and global energy scenario. L1
CO2 Classify the various solar energy technologies and its applications. L2
CO3 Analyze the various wind energy technologies. L4

- CO4** Outline the various bio-energy technologies. L4
CO5 Describe the ocean and geothermal technologies. L1

TEXT BOOKS:

1. Joshua Earnest, Tore Wizeliu, 'Wind Power Plants and Project Development', PHI Learning Pvt.Ltd, New Delhi, 2nd edition 2017.
2. D.P.Kothari, K.C Singal, Rakesh Ranjan "Renewable Energy Sources and Emerging Technologies", Prentice Hall India Pvt., Ltd, 3rd edition 2022
3. Scott Grinnell, "Renewable Energy & Sustainable Design", CENGAGE Learning, USA, 2016.

REFERENCES:

1. A.K.Mukerjee and Nivedita Thakur," Photovoltaic Systems: Analysis and Design", PHI Learning Private Limited, New Delhi, 2012.
2. Richard A. Dunlap," Sustainable Energy" Cengage Learning India Private Limited, Delhi, 2nd edition 2018.
3. Chetan Singh Solanki, "Solar Photovoltaics: Fundamentals, Technologies and Applications", PHI Learning Private Limited, New Delhi, 3rd edition 2015.
4. Bradley A. Striebig, Adebayo A.Ogundipe and Maria Papadakis," Engineering Applications in Sustainable Design and Development", Cengage Learning India Private Limited, Delhi, 2016.
5. Godfrey Boyle, "Renewable energy", Open University, Oxford University Press in association with the Open University, 2010.
6. Shobh Nath Singh, 'Non-conventional Energy resources' Pearson Education ,2017.

List of Open Source Software/ Learning website:

- <https://nptel.ac.in/courses/103103206>
<https://nptel.ac.in/courses/113104084>
https://www.vssut.ac.in/lecture_notes/lecture1428910296.pdf
<https://personal.ems.psu.edu/~radovic/Chapter16.pdf>
<https://nptel.ac.in/courses/103103207>
<https://www.solarthermalworld.org/sites/default/files/story/2015-06-20/solarthermal.pdf>
<https://nptel.ac.in/courses/115103123>

MAPPING OF COs WITH POs AND PSOs

CO's	PO's												PSO's		
	1	2	3	4	5	6	7	8	9	10	11	12	1	2	3
1-L1	1	1	1	1	1	1	1	1	1	1	1	1	1	2	2
2-L2	2	1	2	2	1	1	1	1	1	1	1	1	1	2	2
3-L4	3	3	3	2	1	1	1	1	1	1	1	1	1	2	2
4-L4	3	3	3	2	1	1	1	1	1	1	1	1	1	2	2
5-L1	1	1	1	1	1	1	1	1	1	1	1	1	1	2	2
AVg.	2	1.8	2	1.6	1	1	1	1	1	1	1	1	1	2	2

1-low, 2-medium, 3-high, '-' - no correlation

CIC346	AUTOMOTIVE INSTRUMENTATION AND CONTROL	L	T	P	C
		3	0	0	3

COURSE OBJECTIVES:

1. To define the glossary related to vehicle electrical and electronic system.
2. To understand the need for starter batteries, starter motor and alternator in the vehicle.
3. To differentiate the conventional and modern vehicle architecture and the data transfer among the different electronic control unit using different communication protocols.
4. To list common types of sensor and actuators used in vehicles.
5. To understand networking in vehicles

UNIT I INTRODUCTION AND AUTOMOTIVE BATTERIES 9

Introduction - Overview of vehicle electrical systems- Electrical circuits - Electrical power supply in conventional vehicle- Dimensioning of wires- Circuit diagrams and symbols - Electromagnetic Compatibility and interference suppression. Batteries – Battery design – Method of operation – Lead acid battery construction – Battery ratings and testing- Maintenance -free batteries – Battery – Substitute, versions, special cases.

UNIT II STARTING AND CHARGING SYSTEM 9

Alternators – Generation of electrical energy in vehicle- physical principles- Alternator and voltage regulations versions – power losses – characteristics curve- Alternator operation in the vehicle- Alternator circuitry. Starter Motors – Development and Starting requirements in the IC engines- starter motor design – Starter motor design variations – starter motor control and power circuits.

UNIT III IGNITION, LIGHTING AND AUXILIARY SYSTEM 9

Ignitions System - Ignition fundamentals- Electronic ignition- Programmed ignition- Distributor less ignition -Direct ignition - Spark plugs. Automotive lighting Technology – Technical demands – Development of lighting technology- Light sources – physical principles – Front and rear lighting system- Interior lighting system – Special purpose lamps – Adaptive Lighting system - Instrument clusters - Wiper and Washer systems- electric horns.

UNIT IV AUTOMOTIVE ELECTRONICS AND SENSORS AND ACTUATORS 9

Automotive Electronics- overview and demands- Basic principles of semiconductor technology - Electronic Components- semiconductor components- Microcontrollers - Sensor-Signal Processing - Data Processing in the vehicle - Glossary for automotive microelectronics. Automotive Sensors – Basics – Sensors : Position, speed, Acceleration/Vibrational , Force/Torque, Flow meters, Gas/ Concentration , Temperature- Measured Quantities, Measuring Principles and automotive applications Automotive Actuators - Electromechanical actuators- Fluid-mechanical actuators- Electrical machines- Direct-current machines- Three-phase machines- Single-phase alternating-current Machines - Duty-type ratings for electrical machines

UNIT V VEHICLE NETWORKING 9

Data transfer between automotive Electronics systems - Basic principles of networking- Network topology- Network organization- OSI reference model- Control mechanisms - communication protocols in embedded systems-- Vehicle Communication Protocols – Cross-system functions - Requirements for bus systems- Classification of bus systems- Applications in the vehicle - Coupling of networks- Examples of networked Vehicles - Bus system- CAN, LIN, Flexray – MOST etc.

TOTAL : 45 PERIODS

COURSE OUTCOMES:

- CO1** Define the glossary related to vehicle electrical and electronic system
- CO2** Understand the need for starter batteries, starter motor and alternator in the vehicle.
- CO3** Differentiate the conventional and modern vehicle architecture and the data transfer among the different electronic control unit using different communication protocols
- CO4** List common types of sensor and actuators used in vehicles.
- CO5** Understand networking in vehicles.

TEXT BOOKS:

1. Bosch Automotive Electrics and Automotive Electronics Systems and Components, Networking and Hybrid Drive, 5th Edition, 2007, ISBN No: 978-3-658-01783-5

REFERENCES:

1. Barry Holebeak, "Automotive Electrical and Electronics" , Delmar Publishers, Clifton Park,USA,2010
2. James D Halderman, " Automotive Electrical and Electronics" , Prentice Hall, USA, 2013
3. Tom Denton, "Automotive Electrical and Electronics Systems," Third Edition, 2004, SAE International
4. William Ribbens, "Understanding Automotive Electronics - An Engineering Perspective," 7th Edition, Elsevier Butterworth-Heinemann Publishers, 2012.

MAPPING OF COs WITH POs AND PSOs

CO's	PO's												PSO's		
	1	2	3	4	5	6	7	8	9	10	11	12	1	2	3
CO1	1	1	1	1	1	1	1	1	1	1	1	1	2	2	2
CO2	2	2	1	2	1	1	1	1	1	1	1	1	2	2	2
CO3	3	2	2	2	1	1	1	1	1	1	1	1	2	2	2
CO4	3	3	3	2	1	1	1	1	1	1	1	1	2	2	2
CO5	3	2	2	2	1	1	1	1	1	1	1	1	2	2	2
AVg.	2	1.7	1.5	1.5	1	1	1	1	1	1	1	1	2	2	2

1-low, 2-medium, 3-high, '-' no correlation

PROGRESS THROUGH KNOWLEDGE

HEALTH CARE INSTRUMENTATION

BM3491

BIOMEDICAL INSTRUMENTATION

L T P C
3 0 0 3

COURSE OBJECTIVES:

- To understand the origin of various biological signals and electrode configurations specific to bio-potential measurements.
- To understand the characteristics of Bio signals.
- To understand the design of bioamplifiers
- To explain the different techniques used for measurement of non-electrical bio-parameters
- To explain the biochemical measurement techniques as applicable for diagnosis and treatment.

UNIT I ELECTRODE CONFIGURATIONS 9

Bio signals characteristics – Origin of bio potential and its propagation. Frequency and amplitude ranges. Electrode configurations: Electrode-electrolyte interface, electrode–skin interface impedance, polarization effects of electrode – non-polarizable electrodes. Unipolar and bipolar configuration, classification of electrodes.

UNIT II BIOSIGNAL CHARACTERISTICS 9

Bio signals characteristics – ECG-frequency and amplitude ranges – Einthoven's triangle, standard 12 lead system. EEG - EEG – 10-20 electrode system, unipolar, bipolar and average mode. EMG– unipolar and bipolar mode. EMG - Electrode configuration -unipolar and bipolar mode.

UNIT III BIOAMPLIFIERS 9

Need for bio-amplifier - Differential bio-amplifier – Single ended amplifier - Band pass filtering, isolation amplifiers – transformer and optical isolation - isolated DC amplifier and AC carrier amplifier. Chopper amplifier. Power line interference

UNIT IV MEASUREMENT OF BIO SIGNALS 9

Temperature, respiration rate and pulse rate measurements. Blood Pressure - indirect methods: auscultatory method, oscillometric method, direct methods: electronic manometer, Pressure amplifiers - systolic, diastolic, mean detector circuit. Blood flow and cardiac output measurement: Indicator dilution, thermal dilution and dye dilution method, Electromagnetic and ultrasound blood flow measurements

UNIT V BIOCHEMICAL MEASUREMENTS 9

Biochemical sensors - pH, pO₂ and pCO₂, Ion selective Field effect Transistor (ISFET), Immunologically sensitive FET (IMFET), Blood glucose sensors. Blood gas analyzers, colorimeter, flame photometer, spectrophotometer, blood cell counter, auto analyzer.

COURSE OUTCOMES:

On successful completion of this course, the student will be able to

CO1 : Illustrate the origin of various biological signals and their characteristics.

CO2: Gain knowledge on characteristics of bio signals.

CO3: Gain knowledge on various amplifiers involved in monitoring and transmission of biosignals.

CO4: Explain the different measurement techniques for non-electrical bio-parameters

CO5: Explain the biochemical measurement techniques as applicable for diagnosis and further treatment.

TOTAL: 45 PERIODS

TEXT BOOKS:

1. Leslie Cromwell, "Biomedical Instrumentation and measurement", 2nd edition, Prentice hall of India, New Delhi, 2015.
2. John G. Webster, "Medical Instrumentation Application and Design", 4th edition, Wiley India

- Pvt Ltd, New Delhi, 2015.
3. Khandpur R.S, "Handbook of Biomedical Instrumentation", Tata McGraw Hill, New Delhi, 2003.

REFERENCE BOOKS

1. John Enderle, Susan Blanchard, Joseph Bronzino, "Introduction to Biomedical Engineering", second edition, Academic Press, 2005.
2. Joseph J. Carr and John M. Brown, "Introduction to Biomedical Equipment Technology", Pearson Education, 2004.

MAPPING OF COs WITH POs AND PSOs

CO's	PO's												PSO's		
	1	2	3	4	5	6	7	8	9	10	11	12	1	2	3
1	3	2	1	1									2	1	
2	3	2	1	1									2	1	
3	3	2	1	1									2	1	
4	3	2	1	2							1		2	1	
5	3	2	1	1							1		2	1	
AVg.	3	2	1	1							1		2	1	

CBM335

BIOSIGNAL PROCESSING

L T P C
3 0 0 3

OBJECTIVES:

The student should be made to:

- To study the characteristics of different biosignals
- To learn linear and non-linear filtering techniques to extract desired information
- To understand various techniques for automated classification and decision making to aid diagnosis

UNIT I BIOSIGNAL AND SPECTRAL CHARACTERISTICS 9

Characteristics of some dynamic biomedical signals, Noises- random, structured and physiological noises. Filters- IIR and FIR filters. Spectrum – power spectral density function, cross-spectral density and coherence function, cepstrum and homomorphic filtering. Estimation of mean of finite time signals.

UNIT II TIME SERIES ANALYSIS AND SPECTRAL ESTIMATION 9

Time series analysis – linear prediction models, process order estimation, lattice representation, non-stationary process, fixed segmentation, adaptive segmentation, application in EEG, PCG signals, Time varying analysis of Heart-rate variability, model based ECG simulator. Spectral estimation –Blackman Tukey method, periodogram, and model based estimation. Application in Heart rate variability, PCG signals.

UNIT III ADAPTIVE FILTERING AND WAVELET DETECTION 9

Filtering – LMS adaptive filter, adaptive noise canceling in ECG, improved adaptive filtering in ECG, Wavelet detection in ECG – structural features, matched filtering, adaptive wavelet detection, detection of overlapping wavelets.

UNIT IV BIOSIGNAL CLASSIFICATION AND RECOGNITION 9

Signal classification and recognition – Statistical signal classification, linear discriminant function, direct feature selection and ordering, Back propagation neural network based classification. Application in Normal versus Ectopic ECG beats.

UNIT V TIME FREQUENCY AND MULTIVARIATE ANALYSIS**9**

Time frequency representation, spectrogram, Wigner distribution, Time-scale representation, scalogram, wavelet analysis – Data reduction techniques, ECG data compression, ECG characterization, Feature extraction- Wavelet packets, Multivariate component analysis-PCA,ICA.

COURSE OUTCOMES:

On successful completion of this course, the student will be able to

CO1: Preprocess the Biosignals.

CO2: Analyze biosignals in time domain & to estimate the spectrum.

CO3: Apply wavelet detection techniques for biosignal processing.

CO4: Classify Biosignals using neural networks and statistical classifiers.

CO5: Extract the features using multivariate component analysis.

TOTAL PERIODS:45**TEXT BOOKS**

1. Rangaraj M. Rangayyan, "Biomedical Signal Analysis-A case study approach", Wiley, 2nd Edition, 2016.
2. Willis J. Tompkins, "Biomedical Digital Signal Processing", Prentice Hall of India, New Delhi, 2003.
3. Arnon Cohen, "Bio-Medical Signal Processing Vol I and Vol II", CRC Press Inc., Boca Rato, Florida, 1999.

REFERENCES

1. Kayvan Najarian and Robert Splerstor, "Biomedical signals and Image processing", CRC – Taylor and Francis, New York, 2nd Edition, 2012.
2. K.P.Soman, K.Ramachandran, "Insight into wavelet from theory to practice", PHI, New Delhi, 3rd Edition, 2010.
3. D.C.Reddy, "Biomedical Signal Processing – Principles and Techniques", Tata McGraw-Hill Publishing Co. Ltd, 2005.
4. John L.Semmlow, "Biosignal and Biomedical Image Processing Matlab Based applications", Taylor& Francis Inc, 2004.

MAPPING OF COs WITH POs AND PSOs

CO's	PO's												PSO's			
	1	2	3	4	5	6	7	8	9	10	11	12	1	2	3	
1	3	1	1	1	1											
2	3	1	1	1	1											
3	3	1	1	1	1											
4	3	1	1	1	1											
5	3	1	1	1	1											
AVg.	3	1	1	1	1											

OBJECTIVES:

1. To provide information about various medical imaging modalities.
2. To understand the basic concepts of image enhancement, image restoration, morphological Image processing, image segmentation, feature recognition in medical images.
3. To provide information about classification and image visualization in medical image processing projects.
4. To familiarize the student with the image processing facilities in Matlab and its equivalent open source tools.

UNIT I FUNDAMENTALS OF IMAGE PROCESSING 9

Image perception, MTF of the visual system, Image fidelity criteria, Image model, Image sampling and quantization – two dimensional sampling theory, Image quantization, Optimum mean square quantizer, Image transforms – 2D-DFT and other transforms.

UNIT II BIO-MEDICAL IMAGE PREPROCESSING 9

Image Enhancement operations – Image noise and modeling, Image restoration – Image degradation model, Inverse and Wiener filtering, Geometric transformations and correction.

UNIT III MEDICAL IMAGE RECONSTRUCTION 9

Mathematical preliminaries and basic reconstruction methods, Image reconstruction in CT scanners, MRI, fMRI, Ultrasound imaging. 3D Ultrasound imaging, Nuclear Medical Imaging modalities – SPECT, PET, Molecular Imaging.

UNIT IV IMAGE ANALYSIS AND CLASSIFICATION 9

Image segmentation- pixel based, edge based, region based segmentation. Active contour models and Level sets for medical image segmentation, Image representation and analysis, Feature Extraction and Representation-Statistical, Shape, Texture features. Statistical and Neural Network based image classification.

UNIT V IMAGE REGISTRATIONS AND VISUALIZATION 9

Image Registration: Rigid body transformation – Affine transformation, Principal axes registration, Iterative principal axes registration, Feature based registration, Elastic deformation based registration, Registration of Images from Different modalities, Evaluation of Registration Methods. **Image visualization:** 2-D display methods, 3-D display methods, surface and volume based 3-D display methods – Surface Visualization and Volume visualization, 3-D Echocardiography, 3D+time Echocardiography, virtual reality based interactive visualization.

TOTAL : 45 PERIODS**SKILL DEVELOPMENT ACTIVITIES (Group Seminar/MiniProject/Assignment/Content Preparation / Quiz/ Surprise Test / Solving GATEquestions/ etc)**

1. Survey different algorithms for segmentation of various medical images.
2. Identify suitable open source software for 2D and 3D visualization of medical images.
3. Compare various segmentation techniques and its suitability for the given medical image.
4. Conduct a literature survey and find the best preprocessing technique for medical images.
5. Develop the best Machine learning algorithm to preprocess and classify different images.

TEXT BOOKS:

1. Atam P.Dhawan, Medical Image Analysis, 2nd Edition, John Wiley & Sons, Inc., Hoboken, New Jersey, 2011.
2. Rafael C.Gonzalez and Richard E.Woods, Digital Image Processing, 4th Edition, Pearson Education, 2018.

REFERENCES:

1. Anil K Jain, Fundamentals of Digital Image Processing, 1st Edition, Pearson Education India, 2015.
2. Geoff Dougherty, Digital Image Processing for Medical Applications, 1st Edition, Cambridge University Press, 2010.
3. Jerry L.Prince and Jonathan M.Links, Medical Imaging Signals and Systems, 2ndEdition, Pearson Education, 2014.
4. Kavyan Najarian and Robert Splerstor, Biomedical signals and Image processing, 2ndEdition, CRC Press, 2012.
5. Ravikanth Malladi, Geometric Methods in Bio-Medical Image Processing (Mathematics and Visualization), 1st Edition, Springer-Verlag Berlin Heidelberg 2002.
6. A. Ardeshir Goshtasby, Image Registration Principles, Tools and Methods (Advances in Computer Vision and Pattern Recognition), Springer 2014.
7. Joseph V. Hajnal, Derek L.G. Hill and David J. Hawkes, Medical Image Registration, CRC Press, 2001.

List of Open Source Software/ Learning website:

- <https://www.ncbi.nlm.nih.gov/pmc/articles/PMC2825001/>
- <https://www.ncbi.nlm.nih.gov/pmc/articles/PMC2039808/>
- <https://www.ncbi.nlm.nih.gov/pmc/articles/PMC2825001/>
- <http://www.cs.ucf.edu/~baqci/teaching/mic16/lec6.pdf>
- <https://www.hindawi.com/journals/cin/2018/2061516/>

COURSE OUTCOMES:

Upon completion of the course, the student should be able to:

- CO1** Apply basic medical image processing algorithms. [L3]
CO2 Image pre-processing applications that incorporates different concepts of filters for medical Image Processing. [L3]
CO3 Summarize about medical imaging and reconstruction for high dimensionality visualization. [L2]
CO4 Analysis of image segmentation, feature extraction and image classification. [L4]
CO5 Relate the knowledge in image registration and visualization and possibility of applying Image processing concepts in modern hospitals. [L3]

MAPPING OF COs WITH POs AND PSOs

CO	PO 1	PO 2	PO 3	PO 4	PO 5	PO 6	PO 7	PO 8	PO 9	PO 10	PO 11	PO 12	PS O1	PS O2	PS O3
CO1	3	2	2	2	1	1	1	1	1	1	1	1	2	2	2
CO2	3	2	2	2	1	1	1	1	1	1	1	1	2	2	2
CO3	2	1	1	1	1	1	1	1	1	1	1	1	2	2	2
CO4	3	3	3	2	1	1	1	1	1	1	1	1	2	2	2
CO5	3	2	2	2	1	1	1	1	1	1	1	1	2	2	2
Avg	2.8	2	2	1.8	1	1	1	1	1	1	1	1	2	2	2

1-low, 2-medium, 3-high, “-“ - no correlation

OBJECTIVES:

- To understand the generation of X-ray and its uses in Medical imaging
- To describe the principle of Computed Tomography.
- To know the techniques used for visualizing various sections of the body.
- To learn the principles of different radio diagnostic equipment in Imaging.
- To discuss the radiation therapy techniques and radiation safety

UNIT I X RAYS 9

Nature of X-rays- X-Ray absorption – Tissue contrast. X- Ray Equipment (Block Diagram) – X-Ray Tube, the collimator, Bucky Grid, power supply, Digital Radiography - discrete digital detectors, storage phosphor and film scanning, X-ray Image Intensifier tubes – Fluoroscopy – Digital Fluoroscopy. Angiography, cine Angiography. Digital subtraction Angiography. Mammography.

UNIT II COMPUTED TOMOGRAPHY 9

Principles of tomography, CT Generations, X- Ray sources- collimation- X- Ray detectors – Viewing systems – spiral CT scanning – Ultra fast CT scanners. Image reconstruction techniques – back projection and iterative method.

UNIT III MAGNETIC RESONANCE IMAGING 9

Fundamentals of magnetic resonance- properties of electromagnetic waves : speed , amplitude, phase, orientation and waves in matter - Interaction of Nuclei with static magnetic field and Radio frequency wave- rotation and precession – Induction of magnetic resonance signals – bulk magnetization – Relaxation processes T1 and T2. Block Diagram approach of MRI system – system magnet (Permanent, Electromagnet and Superconductors), generations of gradient magnetic fields, Radio Frequency coils (sending and receiving), shim coils, Electronic components, fMRI.

UNIT IV NUCLEAR IMAGING 9

Radioisotopes- alpha, beta, and gamma radiations. Radio Pharmaceuticals. Radiation detectors – gas filled, ionization chambers, proportional counter, GM counter and scintillation Detectors, Gamma camera – Principle of operation, collimator, photomultiplier tube, X-Y positioning circuit, pulse height analyzer. Principles of SPECT and PET

UNIT V RADIATION THERAPY AND RADIATION SAFETY 9

Radiation therapy – linear accelerator, Telegamma Machine. SRS – SRT – Recent Techniques in radiation therapy – 3D CRT – IMRT – IGRT and Cyber knife – radiation measuring instruments Dosimeter, film badges, Thermo Luminescent dosimeters – electronic dosimeter – Radiation protection in medicine – radiation protection principles

TOTAL : 45 PERIODS**COURSE OUTCOMES:****At the end of the course the student will be able to:**

- CO1: Describe the working principle of the X-ray machine and its application.
 CO2: Illustrate the principle computed tomography
 CO3: Interpret the technique used for visualizing various sections of the body using Magnetic Resonance Imaging.
 CO4: Demonstrate the applications of radionuclide imaging.
 CO5: Analyze different imaging techniques and choose appropriate imaging equipment for better diagnosis and outline the methods of radiation safety.

TEXT BOOKS:

1. Isaac Bankman, I. N. Bankman , Handbook Of Medical Imaging: Processing and

- Analysis(Biomedical Engineering),Academic Press,2000
- Jacob Beutel (Editor), M. Sonka (Editor), Handbook of Medical Imaging, Volume 2. Medical Image Processing and Analysis , SPIE Press 2000
 - Khin Wee Lai, DyahEkashantiOctorinaDewi “Medical Imaging Technology”, Springer Singapore, 2015

REFERENCE BOOKS

- Khandpur R.S, “Handbook of Biomedical Instrumentation”, Tata McGraw – Hill, New Delhi, 2003.
- Dougherty, Geoff (Ed.), “Medical Image Processing - Techniques and Applications “,Springer-Verlag New York, 2011

MAPPING OF COs WITH POs AND PSOs

CO's	PO's												PSO's		
	1	2	3	4	5	6	7	8	9	10	11	12	1	2	3
1	3	2	1	1	2								1		1
2	3	2	1	1	2								1		1
3	3	2	1	1	2								1		1
4	3	2	1	1	2			1					1		1
5	3	2	1	1	2			1					1		1
AVg.	3	2	1	1	2			1					1		1



OBJECTIVES:

1. To explain the basic concepts of robots and types of robots
2. To discuss the designing procedure of manipulators, actuators and grippers.
3. To impart knowledge on various types of sensors and power sources.
4. Explore various applications of Robots in Medicine.

UNIT I INTRODUCTION TO ROBOTICS 9

Introduction to Robotics, Overview of robot subsystems, Degrees of freedom, configurations and concept of workspace, Dynamic Stabilization

Sensors and Actuators

Sensors and controllers, Internal and external sensors, position, velocity and acceleration sensors, Proximity sensors, force sensors Pneumatic and hydraulic actuators, Stepper motor control circuits, End effectors, Various types of Grippers, PD and PID feedback actuator models

UNIT II MANIPULATORS & BASIC KINEMATICS 9

Construction of Manipulators, Manipulator Dynamic and Force Control, Electronic and pneumatic manipulator, Forward Kinematic Problems, Inverse Kinematic Problems, Solutions of Inverse Kinematic problems

Navigation and Treatment Planning

Variable speed arrangements, Path determination – Machinery vision, Ranging – Laser – Acoustic, Magnetic, fiber optic and Tactile sensor.

UNIT III SURGICAL ROBOTS 9

Da Vinci Surgical System, Image guided robotic systems for focal ultrasound based surgical applications, System concept for robotic Tele-surgical system for off-pump, CABG surgery, Urologic applications, Cardiac surgery, Neuro-surgery, Pediatric and General Surgery, Gynecologic Surgery, General Surgery and Nanorobotics. Case Study.

UNIT IV REHABILITATION AND ASSISTIVE ROBOTS 9

Pediatric Rehabilitation, Robotic Therapy for the Upper Extremity and Walking, Clinical-Based Gait Rehabilitation Robots, Motion Correlation and Tracking, Motion Prediction, Motion Replication. Portable Robot for Tele rehabilitation, Robotic Exoskeletons – Design considerations, Hybrid assistive limb. Case Study.

UNIT V WEARABLE ROBOTS 9

Augmented Reality, Kinematics and Dynamics for Wearable Robots, Wearable Robot technology, Sensors, Actuators, Portable Energy Storage, Human–robot cognitive interaction (cHRI), Human–robot physical interaction (pHRI), Wearable Robotic Communication - case study.

TOTAL : 45 PERIODS**SKILL DEVELOPMENT ACTIVITIES (Group Seminar/MiniProject/Assignment/Content Preparation / Quiz/ Surprise Test / Solving GATE questions/ etc)**

1. Compare PD and PID feedback actuator models.
2. Explore and compare the specifications of various Sensors and Actuators used in Medical robotics.

3. Find the wearable medical robots which are commercially available.
4. List out the recent trends in surgical robots and their advancements.
5. Develop a design methodology for wearable medical robots

TEXT BOOKS:

1. Nagrath and Mittal, "Robotics and Control", Tata McGraw Hill, First edition, 2003.
2. Spong and Vidhyasagar, "Robot Dynamics and Control", John Wiley and Sons, First edition, 2008.
3. Shane (S.Q.) Xie, Advanced Robotics for Medical Rehabilitation - Current State of the Art and Recent Advances, Springer, 2016.
4. Jacob Rosen, Blake Hannaford & Richard M Satava, "Surgical Robotics: System Applications & Visions", Springer 2011.

REFERENCES:

1. Fu.K.S, Gonzalez. R.C., Lee, C.S.G, "Robotics, control", sensing, Vision and Intelligence, Tata McGraw Hill International, First edition, 2008.
2. Bruno Siciliano, Oussama Khatib, Springer Handbook of Robotics, 1st Edition, Springer, 2008.
3. Sashi S Kommu, Rehabilitation Robotics, I-Tech Education and Publishing, 2007.
4. Jose L. Pons, Wearable Robots: Biomechatronic Exoskeletons, John Wiley & Sons Ltd, England, 2008.
5. Howie Choset, Kevin Lynch, Seth Hutchinson, "Principles of Robot Motion: Theory, Algorithms, and Implementations", Prentice Hall of India, First edition, 2005.
6. Philippe Coiffet, Michel Chirouze, "An Introduction to Robot Technology", Tata McGraw Hill, First Edition, 1983.
7. Jocelyn Troccaz, Medical Robotics, Wiley, 2012.
8. Achim Schweikard, Floris Ernst, Medical Robotics, Springer, 2015.

List of Open Source Software/ Learning website:

- https://www.researchgate.net/figure/Comparison-between-PI-PD-and-PID-control_tbl2_225504521.
- https://www.mdpi.com/journal/sensors/special_issues/mb_sensors
- <https://builtin.com/robotics/surgical-medical-healthcare-robotics-companies>
- <https://www.ncbi.nlm.nih.gov/pmc/articles/PMC8401039/>
- <https://www.ncbi.nlm.nih.gov/pmc/articles/PMC3779610/>

COURSE OUTCOMES:

Upon completion of the course, the student should be able to:

- CO1 Describe the configuration, applications of robots and the concept of grippers and actuators. [L1]
- CO2 Explain the functions of manipulators and basic kinematics. [L2]
- CO3 Describe the application of robots in various surgeries. [L1]
- CO4 Design and analyze the robotic systems for rehabilitation. [L5]
- CO5 Design the wearable robots. [L5]

MAPPING OF COs WITH POs AND PSOs

CO	PO 1	PO 2	PO 3	PO 4	PO 5	PO 6	PO 7	PO 8	PO 9	PO 10	PO 11	PO 12	PS O1	PS O2	PS O3
CO1	1	1	1	1	1	1	1	1	1	1	1	1	1	2	2
CO2	2	2	2	2	1	1	1	1	1	1	1	1	1	2	2
CO3	1	1	1	1	1	1	1	1	1	1	1	1	1	2	2
CO4	3	3	3	3	1	1	1	1	1	1	1	1	1	2	2
CO5	3	3	3	3	1	1	1	1	1	1	1	1	1	2	2
Avg	2	2	2	2	1	1	1	1	1	1	1	1	1	2	2

1-low, 2-medium, 3-high, '-' - no correlation

OBJECTIVES:

The student should be made to:

- To understand the basic concepts of brain computer interface
- To study the various signal acquisition methods
- To study the signal processing methods used in BCI

UNIT I INTRODUCTION TO BCI 9

Fundamentals of BCI – Structure of BCI system – Classification of BCI – Invasive, Non-invasive and Partially invasive BCI – EEG signal acquisition - Signal Preprocessing – Artifacts removal.

UNIT II ELECTROPHYSIOLOGICAL SOURCES 9

Sensorimotor activity – Mu rhythm, Movement Related Potentials – Slow Cortical Potentials-P300 - Visual Evoked Potential - Activity of Neural Cells - Multiple Neuromechanisms.

UNIT III FEATURE EXTRACTION METHODS 9

Time/Space Methods – Fourier Transform, PSD – Wavelets – Parametric Methods – AR,MA,ARMA models – PCA – Linear and Non-Linear Features.

UNIT IV FEATURE TRANSLATION METHODS 9

Linear Discriminant Analysis – Support Vector Machines - Regression – Vector Quantization– Gaussian Mixture Modeling – Hidden Markov Modeling – Neural Networks.

UNIT V APPLICATIONS OF BCI 9

Functional restoration using Neuroprosthesis - Functional Electrical Stimulation, Visual Feedback and control - External device control, Case study: Brain actuated control of mobile Robot.

COURSE OUTCOMES:

- On successful completion of this course, the student will be able to
- CO1: Describe BCI system and its potential applications.
- CO2: Analyze event related potentials and sensory motor rhythms.
- CO3: Compute features suitable for BCI.
- CO4: Design classifier for a BCI system.
- CO5: Implement BCI for various applications.

TOTAL PERIODS:45

TEXT BOOKS

1. Bernhard Graimann, Brendan Allison, Gert Pfurtscheller, “Brain-Computer Interfaces: Revolutionizing Human-Computer Interaction”, Springer, 2010

REFERENCES

1. R. Spehlmann, “EEG Primer”, Elsevier Biomedical Press, 1981.
2. Arnon Kohen, “Biomedical Signal Processing”, Vol I and II, CRC Press Inc, Boca Rato, Florida, 1986.
3. Bishop C.M., “Neural Networks for Pattern Recognition”, Oxford, Clarendon Press, 1995.

MAPPING OF COs WITH POs AND PSOs

CO's	PO's												PSO's			
	1	2	3	4	5	6	7	8	9	10	11	12	1	2	3	
1	3	2	1	1	2											
2	3	2	1	1	2											
3	3	2	1	1	2											
4	3	2	1	1	2											
5	3	2	1	1	2											
AVg.	3	2	1	1	2											

OBJECTIVES:

The student should be made to:

- Understand the devices for measurement of parameters related to cardiology.
- Illustrate the recording and measurement of EEG
- Demonstrate EMG recording unit and its uses.
- Explain diagnostic and therapeutic devices related to respiratory parameters.
- Understand the various sensory measurements that hold clinical importance.

UNIT I CARDIAC EQUIPMENT 9

Electrocardiograph, Normal and Abnormal Waves, Heart rate monitor, Holter Monitor, Phonocardiography, ECG machine maintenance and troubleshooting, Cardiac Pacemaker- Internal and External Pacemaker- Batteries, AC and DC Defibrillator- Internal and External, Defibrillator Protection Circuit, Cardiac ablation catheter.

UNIT II NEUROLOGICAL EQUIPMENT 9

Clinical significance of EEG, Multi-channel EEG recording system, Epilepsy, Evoked Potential- Visual, Auditory and Somatosensory, MEG (Magneto Encephalo Graph). EEG Bio Feedback Instrumentation. EEG system maintenance and troubleshooting.

UNIT III MUSCULAR AND BIOMECHANICAL EQUIPMENT 9

Recording and analysis of EMG waveforms, fatigue characteristics, Muscle stimulators, nerve stimulators, Nerve conduction velocity measurement, EMG Bio Feedback Instrumentation. Static Measurement – Load Cell, Pedobarograph. Dynamic Measurement – Velocity, Acceleration, GAIT, Limb position.

UNIT IV RESPIRATORY MEASUREMENT AND ASSIST SYSTEM 9

Instrumentation for measuring the mechanics of breathing – Spirometer -Lung Volume and vital capacity, measurements of residual volume, Pneumotachometer – Airway resistance measurement, Whole body Plethysmograph, Intra-Alveolar and Thoracic pressure measurements, Apnoea Monitor. Types of Ventilators – Pressure, Volume, and Time controlled. Flow, Patient Cycle Ventilators, Humidifiers, Nebulizers, Inhalators.

UNIT V SENSORY DIAGNOSTIC EQUIPMENT 9

Psychophysiological Measurements – polygraph, basal skin resistance (BSR), galvanic skin resistance (GSR), Sensory responses - Audiometer-Pure tone, Speech, Eye Tonometer, Applanation Tonometer, slit lamp, auto refractometer.

COURSE OUTCOMES:

On successful completion of this course, the student will be able to

- CO1: Describe the working and recording setup of all basic cardiac equipment.
- CO2: Understand the working and recording of all basic neurological equipment's.
- CO3: Discuss the recording of diagnostic and therapeutic equipment's related to EMG.
- CO4: Explain about measurements of parameters related to respiratory system.
- CO5: Describe the measurement techniques of sensory responses.

TOTAL:45 PERIODS

TEXT BOOKS

1. John G. Webster, "Medical Instrumentation Application and Design", 4th edition, Wiley India PvtLtd, New Delhi, 2015
2. Joseph J. Carr and John M. Brown, "Introduction to Biomedical Equipment Technology", Pearson education, 2012

REFERENCES

1. L.A Geddes and L.E.Baker, "Principles of Applied Biomedical Instrumentation", 3rd Edition, 2008.
2. Khandpur. R.S., "Handbook of Biomedical Instrumentation". Second Edition. Tata McGrawHill Pub. Co.,Ltd. 2003.
3. Antony Y.K.Chan, "Biomedical Device Technology, Principles and design", Charles Thomas Publisher Ltd, Illinois, USA, 2008.
4. Leslie Cromwell, "Biomedical Instrumentation and Measurement", Pearson Education, New Delhi, 2007.

MAPPING OF COs WITH POs AND PSOs

CO's	PO's												PSO's			
	1	2	3	4	5	6	7	8	9	10	11	12	1	2	3	
1	3	2	1		1								1	2		1
2	3	2	1		1								1	2		1
3	3	2	1		1								1	2		1
4	3	2	1		1								1	2		1
5	3	2	1		1								1	2		1
AVg.	3	2	1		1								1	2		1



OBJECTIVES:**The student should be made to:**

- To explain the application of Physiological models and vital organs.
- To Formulate the methods and techniques for analysis and synthesis of dynamic models
- To describe the dynamic models, simulate and visualize, dynamic responses of physiological models using software.
- To describe nonlinear models of physiological systems
- To compute the Simulation of physiological systems

UNIT I INTRODUCTION TO PHYSIOLOGICAL MODELING 9

Approaches to modelling: The technique of mathematical modelling, classification of models, characteristics of models. Time invariant and time varying systems for physiological modelling. Introduction to physiology (homeostasis, cell biology) Modelling physical systems, linear models of physiological systems, the Laplace transform, Transfer functions and block diagram analysis Physiology.

UNIT II MODELING OF DYNAMIC PHYSIOLOGICAL SYSTEM 9

Dynamic systems and their control, modelling and block diagrams, the pupil control systems(Human Eye), general structure of control systems, the dynamic response characteristics of the pupil control system, open &close loop systems instability, automatic aperture control.

UNIT III NONLINEAR MODELS OF PHYSIOLOGICAL SYSTEMS 9

Nonparametric Modelling-Volterra Models. Wiener Models. Efficient Volterra Kernel Estimation. Parametric Modelling - Basic Parametric Model Forms and Estimation Procedures- Volterra Kernels of Nonlinear Differential Equations. Discrete-Time Volterra Kernels of NARMAX Models.

UNIT IV COMPARTMENTAL PHYSIOLOGICAL MODEL 9

Modeling the body as compartments, behaviour in simple compartmental system, pharmacokinetic model, and multi compartmental system. Physiological modelling: Electrical analogy of blood vessels, model of systematic blood flow and model of coronary circulation. Mathematical modelling of the system: Thermo regulation, Thermoregulation of cold bloodedness& warm bloodedness, the anatomy of thermo regulation, lumping & partial differential equations, heat transfer examples, mathematical model of the controlled process of the body.

UNIT V SIMULATION OF PHYSIOLOGICAL SYSTEMS 9

Simulation of physiological systems using Open CV / MATLAB software. Biological receptors: - Introduction, receptor characteristics, transfer function models of receptors, receptor and perceived intensity. Neuromuscular model, Renal System, Drug Delivery Model.

COURSE OUTCOMES:**On successful completion of this course, the student will be able to**

- CO1: Explain the application of Physiological models
- CO2: Describe the methods and techniques for analysis and synthesis of Linear and dynamic system
- CO3: Develop differential equations to describe the compartmental physiological model
- CO4: Describe Nonlinear models of physiological systems
- CO5: Illustrate the Simulation of physiological systems

TOTAL PERIODS:45

TEXT BOOKS

1. Michel C Khoo, "Physiological Control Systems -Analysis, simulation and estimation", Prentice Hall of India, 2001.
2. Marmarelis, "Nonlinear Dynamic Modeling of Physiological Systems", Wiley-IEEE Press,2004.

REFERENCES

1. Benjamin C Kuo, "Automatic control systems", Tenth Edition, McGraw-Hill Education, 2017.
2. MinruiFei, Shiwei Ma, Xin Li, Xin Sun, Li Jia and Zhou Su, "Advanced Computational Methods in Life System Modeling and Simulation", Springer,2017
3. DavidTWestwick, Robert E. Kearney, Identification of Nonlinear PhysiologicalSystems, Wiley-IEEE Press, 2003.

MAPPING OF COs WITH POs AND PSO's

CO's	PO's												PSO's			
	1	2	3	4	5	6	7	8	9	10	11	12	1	2	3	
1	3	1	1	1	1											
2	3	1	1	1	1											
3	3	1	1	1	1											
4	3	1	1	1	1											
5	3	1	1	1	1											
AVg.	3	1	1	1	1											



SEMICONDUCTOR / COMMUNICATION

CEI349

DIGITAL VLSI

L	T	P	C
3	0	0	3

COURSE OBJECTIVES:

1. To learn the fundamentals of VLSI design
2. To familiarize with VLSI combinational logic circuits design
3. To familiarize with VLSI sequential logic circuits design
4. To learn the various arithmetic circuits and testing methodologies
5. To familiarize with the different FPGA architectures

UNIT I MOS TRANSISTOR PRINCIPLES (7+2 SKILL)

9

MOS Technology and VLSI, Pass transistors, NMOS, CMOS Fabrication process and Electrical properties of CMOS circuits and Device modelling. Characteristics of CMOS inverter, Scaling principles and fundamental limits. Propagation Delays, CMOS inverter scaling, Stick diagram, Layout diagrams, Elmore's constant, Logical Effort. Case study: Study of technology development in MOS

UNIT II COMBINATIONAL LOGIC CIRCUITS (7+2 SKILL)

9

Static CMOS logic Design, Design techniques to improve the speed, power dissipation of CMOS logic, low power circuit techniques, Ratioed logic, Pass transistor Logic, Transmission CPL, DCVSL, Dynamic CMOS logic, Domino logic, Dual Rail logic, NP CMOS logic and NORA logic

UNIT III SEQUENTIAL LOGIC CIRCUITS (7+2 SKILL)

9

Static and Dynamic Latches and Registers, Timing Issues, Pipelines, Clocking strategies, Memory Architectures, and Memory control circuits.

UNIT IV DESIGNING ARITHMETIC BUILDING BLOCKS & TESTING (7+2 SKILL)

9

Data path circuits, Architectures for Adders, Accumulators, Multipliers, Barrel Shifters, Need for testing- Manufacturing test principles- Design for testability. Case study: Analysis of area, power and delay for 16 bit adder and 8 bit multiplier.

UNIT V IMPLEMENTATION STRATEGIES (7+2 SKILL)

9

Full Custom and Semicustom Design, Standard Cell design and cell libraries, FPGA building block architectures, FPGA interconnect routing procedures. Demo: Complete ASIC flow using Backend tool and fabrication flow Overall case study: Development of IC in commercial aspects (design, testing and fabrication cost)

TOTAL 45 PERIODS

SKILL DEVELOPMENT ACTIVITIES (Group Seminar/Mini

10

Project/Assignment/Content Preparation / Quiz/ Surprise Test / Solving GATE questions/ etc)

- 1 Interpretation of Data Sheet of transistors and ICs with respect to their Static and Dynamic Characteristics.
- 2 Familiarization of any one relevant software tool (MATLAB/ SCILAB/ LABVIEW/ Proteus/ Equivalent open source software)
- 3 Design and verification of simple signal conditioning circuit thro simulation.
- 4 Realization of signal conditioning circuit in hardware
Introduction to other advanced logic circuits not covered in the above syllabus

COURSE OUTCOMES:

- CO1** Relate characteristics and realize modeling of MOS transistors. (L1)
- CO2** Explain the design combinational logic using various logic styles, satisfying static and dynamic requirements (L2)
- CO3** Apply timing issues of sequential logic and design memories. (L3)
- CO4** Analyse and design data path elements (L4)
- CO5** Build FPGA architecture and interconnect methodology (L3)

TEXT BOOKS:

1. Jan Rabaey, Anantha Chandrakasan, B.Nikolic, "Digital Integrated circuits: A Design Perspective", Prentice Hall of India, 2nd Edition, 2003.
2. N.Weste, K.Eshraghian, "Principles of CMOS VLSI DESIGN", A system Perspective, 2nd Edition, Addison Wesley, 2004.

REFERENCES:

1. A.Pucknell, Kamran Eshraghian, "BASIC VLSI DESIGN", Prentice Hall of India, 3rd Edition, 2007.
2. M.J. Smith, "Application Specific Integrated Circuits", Addison Wesley, 1997.
3. R.Jacob Baker, Harry W.LI., David E.Boye, "CMOS Circuit Design, Layout and Simulation", Prentice Hall of India, 2005.

List of Open Source Software/ Learning website:

- 1 <https://lecturenotes.in/subject/1159/digital-vlsi>
- 2 https://edurev.in/studytube/Digital-VLSI-design--Lecture-Notes--ECE--Engineeri/7565abc5-b92d-4f7b-bc7c-6e029807cdab_p
- 3 <https://nptel.ac.in/courses/117103066>
- 4 <https://nptel.ac.in/courses/117106086>
- 5 <https://archive.nptel.ac.in/courses/117/101/117101004/>

MAPPING OF COs WITH POs AND PSOs

CO's	PO's												PSO's			
	1	2	3	4	5	6	7	8	9	10	11	12	1	2	3	
1	1	1	1	1	1	1	1	1	1	1	1	1	1	1	1	1
2	2	2	1	2	1	1	1	1	1	1	1	1	1	1	1	1
3	3	2	2	2	1	1	1	1	1	1	1	1	1	1	1	1
4	3	3	3	2	1	1	1	1	1	1	1	1	1	1	1	1
5	3	2	2	2	1	1	1	1	1	1	1	1	1	1	1	1
AVg.	2	1.7	1.5	1.5	1	1	1	1	1	1	1	1	1	1	1	1

1. low, 2-medium, 3-high, '-' - no correlation

PROGRESS THROUGH KNOWLEDGE

CEI350	SEMICONDUCTOR MANUFACTURING	L	T	P	C
		3	0	0	3

COURSE OBJECTIVES:

1. To understand basic semiconductor manufacturing technology
2. To know Integrated Circuit Fabrication
3. To introduce the basic semiconductor manufacturing processes
4. To familiarize with steps involved in CMOS IC chip fabrication
5. To explain major processing technology used IC manufacturing.

UNIT - I INTRODUCTION TO SEMICONDUCTOR MANUFACTURING 9

Historical perspective, processing overview, semiconductor materials, semiconductor devices, process technology, fabrication steps.

UNIT -II MANUFACTURING PROCESS: CRYSTAL GROWTH, SILICON OXIDATION, PHOTOLITHOGRAPHY 9

Silicon crystal growth, material characterization, thermal oxidation process, impurity redistribution, masking properties of silicon dioxide, oxidation thickness characteristics.

UNIT - III MANUFACTURING PROCESS: ETCHING, DIFFUSION, ION IMPLANTATION, FILM DEPOSITION 9

Wet chemical etching, Dry etching, basic diffusion process, extrinsic diffusion, lateral diffusion, Photolithography, Ion Implantation, implanted damage and annealing, epitaxial growth techniques, structures and defects, dielectric deposition, metallization.

UNIT - IV PROCESS INTEGRATION 9

Passive components, bipolar technology, MOSFET Technology, MESFET Technology, MEMS Technology.

UNIT - V IC MANUFACTURING 9

Electrical testing, packing, statistical process control, computer integrated manufacturing, challenges for integration, system-on-a-chip.

TOTAL: 45 PERIODS

SKILL DEVELOPMENT ACTIVITIES (Group Seminar/Mini Project/Assignment/Content Preparation / Quiz/ Surprise Test / Solving GATE questions/ etc) 10

Interpretation of Data Sheet of transistors and ICs with respect to their Static and Dynamic Characteristics.

Familiarization of any one relevant software tool (MATLAB/ SCILAB/ LABVIEW/ Proteus/ Equivalent open source software)

Design and verification of simple signal conditioning circuit through simulation

Realization of signal conditioning circuit in hardware

Introduction to other advanced logic circuits not covered in the above syllabus

COURSE OUTCOMES:

Students able to

- CO1 Relate technology changes from semiconductor manufacturing industry.
- CO2 Explain steps for making silicon wafers from sand.
- CO3 Apply various technology involved in manufacturing.
- CO4 Analyze the integration of steps in CMOS IC chip fabrication.
- CO5 Build CMOS-based used in the electronics industry.

TEXT BOOKS:

1. G. S. May and S. M. Sze, Fundamentals of Semiconductor Fabrication, Wiley India, 2004.
2. Hong Xiao, Introduction to Semiconductor Manufacturing Technology – Second Edition, SPIE Press, 2012.

REFERENCES:

1. W. R. Runyan and K. E. Bean, Semiconductor Integrated Circuit Processing Technology, Addison Wesley Publishing Company, 1990
2. S. A. Campbell, The Science and Engineering of Microelectronic Fabrication, Oxford University Press, 1996.
3. M. J. Madou, Fundamentals of Micro fabrication, 2nd Edition, CRC Press, 2011.
4. S. M. Sze, Semiconductor Devices: Physics and Technology, 2nd Ed., Wiley India, 2011

List of Open Source Software/ Learning website:

1. <https://nptel.ac.in/courses/108106181>
2. <https://nptel.ac.in/courses/117102061>
3. <https://www.hitachi-hightech.com/global/products/device/semiconductor/process.html>
4. <https://nptel.ac.in/courses/108108112>
5. <https://www.semiconductors.org/turning-the-tide-for-semiconductor-manufacturing-in-the-u-s/>

MAPPING OF COs WITH POs AND PSO's

CO's	PO's												PSO's		
	1	2	3	4	5	6	7	8	9	10	11	12	1	2	3
1	2	-	-	-	-	1	1	1	1	1	1	1	1	1	1
2	2	2	-	-	-	1	1	1	1	1	1	1	1	1	1
3	2	2	-	-	-	1	1	1	1	1	1	1	1	1	1
4	-	2	2	2	2	1	1	1	1	1	1	1	1	1	1
5	-	-	2	2	2	1	1	1	1	1	1	1	1	1	1
AVg.	2	2	2	2	2	1	1	1	1	1	1	1	1	1	1

1-low, 2-medium, 3-high, '-'- no correlation

PROGRESS THROUGH KNOWLEDGE

OBJECTIVES:

1. To define the glossary related to vehicle electrical and electronic system.
2. To understand the need for starter batteries, starter motor and alternator in the vehicle.
3. To differentiate the conventional and modern vehicle architecture and the data transfer among the different electronic control unit using different communication protocols.
4. To list common types of sensor and actuators used in vehicles.
5. To understand networking in vehicles

UNIT I INTRODUCTION AND AUTOMOTIVE BATTERIES 9

Introduction - Overview of vehicle electrical systems- Electrical circuits - Electrical power supply in conventional vehicle- Dimensioning of wires- Circuit diagrams and symbols - Electromagnetic Compatibility and interference suppression. Batteries – Battery design – Method of operation – Lead acid battery construction – Battery ratings and testing- Maintenance -free batteries – Battery – Substitute, versions, special cases

UNIT II STARTING AND CHARGING SYSTEM 9

Alternators – Generation of electrical energy in vehicle- physical principles- Alternator and voltage regulations versions – power losses – characteristics curve- Alternator operation in the vehicle- Alternator circuitry. Starter Motors – Development and Starting requirements in the IC engines- starter motor design – Starter motor design variations – starter motor control and power circuits

UNIT III IGNITION, LIGHTING AND AUXILLARY SYSTEM 9

Ignitions System - Ignition fundamentals- Electronic ignition- Programmed ignition- Distributor less ignition -Direct ignition - Spark plugs. Automotive lighting Technology – Technical demands – Development of lighting technology- Light sources – physical principles – Front and rear lighting system- Interior lighting system – Special purpose lamps – Adaptive Lighting system - Instrument clusters - Wiper and Washer systems- electric horns

UNIT IV AUTOMOTIVE ELECTRONICS AND SENSORS AND ACTUATORS 9

Automotive Electronics- overview and demands- Basic principles of semiconductor technology -Electronic Components- semiconductor components- Microcontrollers - Sensor-Signal Processing - Data Processing in the vehicle - Glossary for automotive microelectronics. Automotive Sensors – Basics – Sensors : Position, speed, Acceleration/Vibrational , Force/Torque, Flow meters, Gas/ Concentration , Temperature- Measured Quantities, Measuring Principles and automotive applications Automotive Actuators - Electromechanical actuators- Fluid-mechanical actuators- Electrical machines- Direct-current machines- Three-phase machines- Single-phase alternating-current Machines - Duty-type ratings for electrical machines

UNIT V VEHICLE NETWORKING 9

Data transfer between automotive Electronics systems - Basic principles of networking- Network topology- Network organization- OSI reference model- Control mechanisms - communication protocols in embedded systems-- Vehicle Communication Protocols – Cross-system functions - Requirements for bus systems- Classification of bus systems- Applications in the vehicle - Coupling of networks- Examples of networked Vehicles - Bus system- CAN, LIN, Flexray – MOST etc.

TOTAL PERIODS: 45

COURSE OUTCOMES:

- CO1** Define the glossary related to vehicle electrical and electronic system
- CO2** Understand the need for starter batteries, starter motor and alternator in the vehicle.
- CO3** Differentiate the conventional and modern vehicle architecture and the data transfer among the different electronic control unit using different communication protocols
- CO4** List common types of sensor and actuators used in vehicles
- CO5** Understand networking in vehicles.

TEXT BOOKS:

1. Bosch Automotive Electrics and Automotive Electronics Systems and Components, Networking and Hybrid Drive, 5th Edition, 2007, ISBN No: 978-3-658-01783-5

REFERENCES:

- 1 Barry Holebeak, "Automotive Electrical and Electronics" , Delmar Publishers, Clifton Park,USA,2010
- 2 James D Halderman, " Automotive Electrical and Electronics" , Prentice Hall, USA, 2013
- 3 Tom Denton, "Automotive Electrical and Electronics Systems," Third Edition, 2004, SAE International
- 4 William Ribbens, "Understanding Automotive Electronics - An Engineering Perspective," 7th Edition, Elsevier Butterworth-Heinemann Publishers, 2012.

MAPPING OF COs WITH POs AND PSO's

CO's	PO's												PSO's			
	1	2	3	4	5	6	7	8	9	10	11	12	1	2	3	
1	2	-	-	-	-	1	1	1	1	1	1	1	1	1	1	1
2	2	2	-	-	-	1	1	1	1	1	1	1	1	1	1	1
3	2	2	-	-	-	1	1	1	1	1	1	1	1	1	1	1
4	-	2	2	2	2	1	1	1	1	1	1	1	1	1	1	1
5	-	-	2	2	2	1	1	1	1	1	1	1	1	1	1	1
AVg.	2	2	2	2	2	1	1	1	1	1	1	1	1	1	1	1

1-low, 2-medium, 3-high, '-'- no correlation

PROGRESS THROUGH KNOWLEDGE

CEI352

GREEN ELECTRONICS

L T P C

3 0 0 3

COURSE OBJECTIVES:

1. To understand knowledge on the theories and eco-design concepts of green electronics
2. To familiarize with green electronic materials and products
3. To design sustainable green electronic products
4. To gain knowledge on Flip-Chip Assembly Process
5. To address issues on environmental impact; product design, operating life, and the 3R concept (reduce, reuse, and recycle).

UNIT I INTRODUCTION TO GREEN ELECTRONICS (7+2 SKILL) 9

Environmental concerns of the modern society- Overview of electronics industry and their relevant regulations in China, European Union and other key countries- global and regional strategy and policy on green electronics industry. Restriction of Hazardous substances (RoHS) - Waste Electrical and electronic equipment (WEEE - Energy using Product (EuP) and Registration - Evaluation, Authorization and Restriction of Chemical substances (REACH).

UNIT II GREEN ELECTRONICS MATERIALS AND PRODUCTS (7+2 SKILL) 9

Basics of IC manufacturing and its process – Electronics with Lead (Pb) -free solder pastes, conductive adhesives, Introduction to green electronic materials and products - halogen-free substrates and components. Substitution of non-recyclable thermosetting polymer based composites with recyclable materials X-Ray Fluorescence (XRF) for identifying hazardous substances in electronic products.

UNIT III GREEN ELECTRONICS ASSEMBLY AND RECYCLING (7+2 SKILL) 9

Various processes in assembling electronics components - the life-cycle environmental impacts of the materials used in the processes - substrate interconnects. Components and process equipments used. Technology and management on e-waste recycle system construction, global collaboration, and product disassembles technology.

UNIT IV FLIP-CHIP ASSEMBLY AND BONDING FOR LEAD-FREE ELECTRONICS(7+2 SKILL) 9

Flip-Chip Assembly Process – Placement and Under fill stage-FEM of Die stress – Gold stud Bump Bonding – Materials and Process Variations – Integrating Flip Chip into a Standard SMT Lead-Free Reflow soldering Techniques and Analytical Methods – Electro migration Analysis for Mean-Time-to-Failure Calculations – Gold-Tin Solder Integrating Vertical-Cavity Surface Emitting Lasers onto Integrated Circuits – Design and Processing of Flip-Chip Bonding Structures – Opto-Electronic Integration.

UNIT V CASE STUDIES (7+2 SKILL) 9

Lead-Free Electronic Design – Selection of the Package Type – Substrate or Die Attachment FR4 – Electrical Connections from Die to FR4 – Assess Impact of CTE Mismatch on Stress and Fatigue Life – Design Solder Balls for External Connection to PCB – Thermal Analysis of Flip-Chip Packaging – RLC for Flip-Chip Packages – Drop Test of Flip-Chip Packaging – Weibull Distribution for Life Testing and Analysis of Test Data.

TOTAL: 45 PERIODS

SKILL DEVELOPMENT ACTIVITIES (Group Seminar/Mini Project/Assignment/Content Preparation / Quiz/ Surprise Test / Solving GATE questions/ etc) 10

- 1 Interpretation of Data Sheet of electronics with respect to their Static and Dynamic Characteristics.
- 2 Selection of green electronics for product design.
- 3 Familiarization of any one relevant software tool (MATLAB/ SCILAB/ LABVIEW/ Proteus/ Equivalent open source software)
- 4 Design and verification of simple signal conditioning circuit thro simulation.
- 5 Realization of signal conditioning circuit in hardware
- 6 Introduction to other advanced green electronics not covered in the above syllabus

COURSE OUTCOMES:

- CO1** Relate theories, eco-design concepts and methods of green electronics (L1)
- CO2** Explain the various materials used in green electronic products (L2)
- CO3** Apply technology related to e-waste recycle system (L3)

CO4 Analyze eco-design processes involved in electronic industry. (L4)

CO5 Build environment friendly electronic manufacturing systems. (L3)

TEXT BOOKS:

1. John X.Wang 'Green Electronics Manufacturing', CRC Press Indian Prentice Hall, 2012
2. Sammy G. Shina, "Green Electronics Design and Manufacturing", McGraw Hill., 2008.

REFERENCES:

1. Lee Goldberg, "Green Electronics/Green Bottom Line, Newnes Publications 2000
2. Green Communications and Networks, by Yuhang yang and Maode Ma, Springer Publication.

List of Open Source Software/ Learning website:

- 1 http://tid.uio.no/kurs/fys4260/4260-Green_electronics.pdf
- 2 https://web.stanford.edu/class/ee152/resources/Course_Notes_092416.pdf

MAPPING OF COs WITH POs AND PSOs

CO's	PO's												PSO's			
	1	2	3	4	5	6	7	8	9	10	11	12	1	2	3	
1	1	1	1	1	1	1	1	1	1	1	1	1	1	1	1	1
2	2	2	1	2	1	1	1	1	1	1	1	1	1	1	1	1
3	3	2	2	2	1	1	1	1	1	1	1	1	1	1	1	1
4	3	3	3	2	1	1	1	1	1	1	1	1	1	1	1	1
5	3	2	2	2	1	1	1	1	1	1	1	1	1	1	1	1
AVg.	2	1.7	1.5	1.5	1	1	1	1	1	1	1	1	1	1	1	1

1-low, 2-medium, 3-high, '-'- no correlation

CEI353

REALTIME EMBEDDED SYSTEMS

L T P C
3 0 0 3

COURSE OBJECTIVES:

1. To study the architecture and programming of ARM processors
2. To introduce the basic concepts of hard real time multiprocessing.
3. To introduce the analytical concepts for effective programming
4. To know about operating systems
5. To familiarize with networks for embedded

UNIT I INTRODUCTION TO EMBEDDED COMPUTING AND ARM PROCESSORS 9
(7+2 SKILL)

Complex systems and microprocessors – Embedded system design process – Formalism for system design– Design example: Model train controller- ARM Processor Fundamentals- Instruction Set and Programming using ARM Processor.

UNIT II COMPUTING PLATFORM (7+2 SKILL) 9

CPU: Programming input and output – Supervisor mode, exception and traps – Coprocessor – Memory system mechanism – CPU performance – CPU power consumption- CPU buses – Memory devices – I/O devices – Component interfacing- System Level Performance Analysis- Parallelism. Design Example: Data Compressor.

UNIT III PROGRAM DESIGN AND ANALYSIS (7+2 SKILL) 9
Program design – Model of programs – Assembly and Linking – Basic compilation techniques – Program Optimization- Analysis and optimization of execution time, power, energy, program size – Program validation and testing- Example: Software Modem.

UNIT IV PROCESS AND OPERATING SYSTEMS (7+2 SKILL) 9
Multiple tasks and Multi processes – Processes – Context Switching – Operating Systems – Priority based Scheduling- RMS and EDF - Inter Process Communication mechanisms – Evaluating operating system performance – Power optimization strategies for processes.

UNIT V HARDWARE ACCELERATORS & NETWORKS (7+2 SKILL) 9
Multiprocessors- CPUs and Accelerators – Performance Analysis- Distributed Embedded Architecture – Networks for Embedded Systems: - I2C, CAN Bus, Ethernet, Myrinet – Network based design – Internet enabled systems. Design Example: Elevator Controller.

TOTAL : 45 PERIODS

SKILL DEVELOPMENT ACTIVITIES (Group Seminar/Mini Project/Assignment/Content Preparation / Quiz/ Surprise Test / Solving GATE questions/ etc) 10

- 1 Interpretation of Processors.
- 2 Selection of Processor for applications.
- 3 Familiarization of any one relevant software tool (MATLAB/ SCILAB/ LABVIEW/ Proteus/ Equivalent open source software)
- 4 Design and verification of simple signal conditioning circuit thro simulation.
- 5 Realization of signal conditioning circuit in hardware
- 6 Introduction to other advanced Processors not covered in the above syllabus

COURSE OUTCOMES:

- CO1** Design and develop ARM processor based systems (L5)
- CO2** Explain role of microcontrollers in embedded systems.(L2)
- CO3** Apply program design and optimization and proper scheduling of the process. (L3)
- CO4** Analyse the concept of process, multiprocesses and operating systems in embedded system design. (L4)
- CO5** Build various communication protocols in distributed embedded computing platform. (L3)

TEXT BOOKS:

1. Wayne Wolf, "Computers as Components - Principles of Embedded Computing System Design", Morgan Kaufmann Publisher (An imprint of Elsevier), 3rd Edition, 2008.
2. Andrew N Sloss, Dominic Symes, Chris Wright, "ARM System Developer's Guide- Designing and Optimizing System Software", Elsevier/Morgan Kaufmann Publisher, 2008

REFERENCES:

1. DavidE-Simon,"AnEmbeddedSoftwarePrime",PearsonEducation,2010.
2. TammyNoergaard,"EmbeddedSystemsArchitecture",Elsevier,2006.
3. Jane.W.S.Liu,"Real-TimeSystems",PearsonEducationAsia,2011

List of Open Source Software/ Learning website:

- 1 <https://nptel.ac.in/courses/117106111>
- 2 https://onlinecourses.nptel.ac.in/noc20_cs16/preview
- 3 <https://archive.nptel.ac.in/courses/108/105/108105057/>
- 4 https://mrcet.com/downloads/digital_notes/ECE/IV%20Year/EMBEDDED%20SYSTEMS%20DESIGN.pdf
- 5 <https://nptel.ac.in/courses/117106112>

MAPPING OF COs WITH POs AND PSOs

CO's	PO's												PSO's		
	1	2	3	4	5	6	7	8	9	10	11	12	1	2	3
1	3	3	3	3	1	1	1	1	1	1	1	1	1	2	2
2	2	2	1	2	1	1	1	1	1	1	1	1	1	2	2
3	3	2	2	2	1	1	1	1	1	1	1	1	1	2	2
4	3	3	3	2	1	1	1	1	1	1	1	1	1	2	2
5	3	2	2	2	1	1	1	1	1	1	1	1	1	2	2
AVg.	2.3	2	1.8	1.8	1	1	1	1	1	1	1	1	1	2	2

1-low, 2-medium, 3-high, '-'- no correlation

CEI354

SOLAR PV FUNDAMENTAL AND APPLICATIONS

L T P C
3 0 0 3

COURSE OBJECTIVES:

1. To various solar PV and solar thermal technologies
2. To know the basic parameters of solar PV panels and systems
3. To familiarize the standard test conditions under which the parameters are measured
4. To design of solar PV system for electrical energy requirements, sizing of PV modules, battery, electronics, etc.
5. To design of solar thermal system for given thermal energy requirements

UNIT I OVERVIEW OF SEMICONDUCTOR (7+2 SKILL)

9

Review of Semiconductor Physics, Charge carrier generation and recombination, p-n junction model and depletion capacitance, Current voltage characteristics in dark and light, Equivalent Circuits of Solar Cells, Fill Factor, Fabrication Process of Semiconductor Grade Silicon

UNIT I SOLAR PV TECHNOLOGY (7+2 SKILL)

9

Device Physics of Solar Cells ,Principle of solar energy conversion, Conversion efficiency, Single, Tandem multi-junction solar cells ,Numerical solar cell modelling Principle of cell design ,Crystalline silicon and III-V solar cells ,Thin film solar cells: Amorphous silicon ,Quantum Dot solar cells.

UNIT III DESIGN OF SOLAR PV SYSTEM (7+2 SKILL)

9

Design of solar hot water system: solar thermal system components, use of thermo syphon effect, estimation of the energy required for heating water, collector area, typical losses in conversion, efficiency equation of solar thermal system, solar PV system components, block diagram of simple (no storage, no electronics) and complicated systems (grid tied with diesel and wind generators), sizing solar PV, battery and power conditioning units required in solar system, configuration of battery and panels, fixing input and output parameters of all system components.

UNIT IV FABRICATION OF ORGANIC SOLAR CELLS (7+2 SKILL)

9

Introduction to Dye Sensitized Solar Cells, Fabrication of Dye Sensitized Solar Cells' Design of novel dye, Design of solid electrolytes materials, Counter electrode engineering Introduction to Organic Solar Cells, Physics of Bulk Hetero junction (BHJ) Solar Cells ,Morphology and charge separation in BHJ , Design of low band gap polymers , Novel architecture in BHJ.

UNIT V FABRICATION OF PEROVSKITE SOLAR CELLS (7+2 SKILL)

9

Perovskite Solar Cells ,Fabrication of perovskite solar cells ,Photophysics in perovskite solar cells , Stability in perovskite solar cells , Lead free perovskite solar cells Photovoltaic system engineering , Thermo- Photovoltaic generation of electricity , Concentration and storage of electrical energy , Photovoltaics modules, system and application ,Green energy building.

TOTAL: 45 PERIODS

SKILL DEVELOPMENT ACTIVITIES (Group Seminar/Mini Project/Assignment/Content Preparation / Quiz/ Surprise Test / Solving GATE questions/ etc) 10

1. Interpretation of Data Sheet of solar cells.
2. Familiarization of any one relevant software tool (MATLAB/ SCILAB/ LABVIEW/ Proteus/ PV system design Software
<https://www.pvsyst.com/>
<https://www.homerenergy.com/homer/software>
<https://solargis.com/> Equivalent open source software)
3. Design and verification of simple signal conditioning circuit thro simulation.
4. Realization of signal conditioning circuit in hardware
5. Introduction to other advanced solar cells not covered in the above syllabus

COURSE OUTCOMES:

- CO1** Understand various solar energy technologies, how sun light can be converted in electrical and heat energy (L2)
CO2 Discuss the efficiency of technologies measured. (L2)
CO3 Relate various components of solar PV system to fulfill given electricity requirements. (L1)
CO4 Relate organic solar system to fulfill given organic energy requirements. (L1)
CO5 Relate perovskite solar system to fulfill given perovskite energy requirements. (L1)

TEXT BOOKS:

1. Jasprit Singh, "Semiconductor Devices, Basic Principles", Wiley,2001
2. Jenny Nelson, "The Physics of Solar Cells", Imperial College Press, 2003.

REFERENCES:

1. A . Luque and S. Hegedus, "Handbook of Photovoltaic Science & Engineering", Wiley Tsakalakos, L.; "Nanotechnology for Photovoltaics", CRC Solar Photovoltaics : Fundamentals Technologies And Applications, Chetan Singh Solanki, PHI Learning, July 2015.
2. Chapter 02, 04, 6-11, C. S. Solanki, Solar Photovoltaics – Fundamentals, Technologies and Applications, 3rd Ed. Prentice Hall of India, 2016
3. C. S. Solanki, Solar Photovoltaic Technology and Systems: A Manual for Technicians, Trainers and Engineers, Prentice Hall of India, 2013

List of Open Source Software/ Learning website:

- 1 <https://www.nrel.gov/docs/legosti/old/16319.pdf>
- 2 <https://www.slideshare.net/kunalmunshi/fundamentals-of-solar-pv-system>
- 3 https://www.uprm.edu/aret/docs/Ch_5_PV_systems.pdf
- 4 <https://archive.nptel.ac.in/courses/115/107/115107116/>

MAPPING OF COs WITH POs AND PSOs

CO's	PO's												PSO's		
	1	2	3	4	5	6	7	8	9	10	11	12	1	2	3
1	2	1	2	2	1	1	1	1	1	1	1	1	1	2	2
2	2	2	2	2	1	1	1	1	1	1	1	1	1	2	2
3	1	1	1	1	1	1	1	1	1	1	1	1	1	2	2
4	1	1	1	1	1	1	1	1	1	1	1	1	1	2	2
5	1	1	1	1	1	1	1	1	1	1	1	1	1	2	2
AVg.	1.16	1	1.16	1.16	1	1	1	1	1	1	1	1	1	2	2

1-low, 2-medium, 3-high, '-'- no correlation

- B.P.Lathi, "Modern Digital and Analog Communication Systems", 4th Edition, Oxford University Press, 2011.

REFERENCES :

- Wayner Tomasi, Electronic Communication System, 5th Edition, Pearson Education, 2008.
- D.Roody, J.Coolen, Electronic Communications, 4th edition PHI 2006
- A.Papoulis, "Probability, Random variables and Stochastic Processes", McGraw Hill, 3rd edition, 1991.
- B.Sklar, "Digital Communications Fundamentals and Applications", 2nd Edition Pearson Education 2007
- H P Hsu, Schaum Outline Series - "Analog and Digital Communications" TMH 2006
- Couch.L., "Modern Communication Systems", Pearson, 2001

MAPPING OF COs WITH POs AND PSOs

CO	Pos											
	PO1	PO2	PO3	PO4	PO5	PO6	PO7	PO8	PO9	PO10	PO11	PO12
1	3	3	3	3	2	1	1	-	-	-	1	1
2	3	3	3	3	2	1	1	-	-	-	1	1
3	3	3	3	3	3	1	1	-	-	-	1	1
4	3	3	3	3	3	1	1	-	-	-	1	1
5	3	3	3	3	2	1	1	-	-	-	1	1
Avg	3	3	3	3	2.5	1	1	-	-	-	1	1

CEC365

WIRELESS SENSOR NETWORK DESIGN

**L T P C
3 0 0 3**

OBJECTIVES :

- To understand the fundamentals of wireless sensor network
- To gain knowledge on the MAC and Routing Protocols of WSN
- To get exposed to 6LOWPAN technology
- To acquire knowledge on the protocols required for developing real time applications using WSN and 6LOWPAN.
- To gain knowledge about operating system related to WSN and 6LOWPAN

UNIT I

INTRODUCTION

9

Principle of Wireless Sensor Network -Introduction to wireless sensor networks- Challenges, Comparison with ad hoc network, Node architecture and Network architecture, design principles, Service interfaces, Gateway, Short range radio communication standards-IEEE 802.15.4, Zigbee and Bluetooth. Physical layer and transceiver design considerations.

UNIT II

MAC AND ROUTING PROTOCOLS

9

MAC protocols – fundamentals, low duty cycle protocols and wakeup concepts, contention and Schedule-based protocols - SMAC, BMAC, TRAMA, Routing protocols – Requirements, Classification -SPIN, Directed Diffusion, COUGAR, ACQUIRE, LEACH, PEGASIS.

UNIT III

6LOWPAN

9

6LoWPAN Architecture - protocol stack, Adaptation Layer, Link layers – Addressing, Routing - Mesh-Under - Route-Over, Header Compression - Stateless header compression - Context- based header compression, Fragmentation and Reassembly , Mobility – types, Mobile IPv6, Proxy Home Agent, Proxy MIPv6, NEMO –Routing – MANET, ROLL, Border routing.

UNIT IV APPLICATION**9**

Design Issues, Protocol Paradigms -End-to-end, Real-time streaming and sessions, Publish/subscribe, Web service paradigms, Common Protocols -Web service protocols, MQ telemetry transport for sensor networks (MQTT-S), ZigBee compact application protocol (CAP), Service discovery, Simple network management protocol (SNMP), Real-time transport and sessions, Industry- Specific protocols.

UNIT V TOOLS**9**

TinyOS – Introduction, NesC, Interfaces, modules, configuration, Programming in TinyOS using NesC, TOSSIM, Contiki – Structure, Communication Stack, Simulation environment – Cooja simulator, Programming

TOTAL: 45 PERIODS**COURSE OUTCOMES:****CO1:** To be able to design solutions for WSNs applications**CO2:** To be able to develop efficient MAC and Routing Protocols**CO3:** To be able to design solutions for 6LOWPAN applications**CO4:** To be able to develop efficient layered protocols in 6LOWPAN**CO5:** To be able to use Tiny OS and Contiki OS in WSNs and 6LOWPAN applications**REFERENCES:**

1. Holger Karl , Andreas willig, "Protocol and Architecture for Wireless Sensor Networks", John Wiley Publication, 2006.
2. Anna Forster, "Introduction to Wireless Sensor Networks", Wiley, 2017.
3. Zach Shelby Sensinode and Carsten Bormann, " 6LoWPAN: The Wireless Embedded Internet" John Wiley and Sons, Ltd, Publication, 2009.
4. Philip Levis, "TinyOS Programming", 2006 –www.tinyos.net.
5. The Contiki Operating System.<http://www.sics.se/contiki>.

MAPPING OF COs WITH POs AND PSOs

CO	PO1	PO 2	PO 3	PO 4	PO 5	PO 6	PO 7	PO 8	PO 9	PO 10	PO 11	PO 12	PS O1	PS O2	PS O3
1	3	3	2	2	2	1	-	-	-	-	2	2	3	1	1
2	3	3	2	2	2	1	-	-	-	-	-	2	3	2	2
3	3	3	3	2	2	1	-	-	-	-	-	3	3	2	2
4	3	3	3	3	2	2	-	-	-	-	-	2	2	1	2
5	2	-	1	1	3	2	-	-	-	-	-	2	2	2	1
CO	2.8	3	2.2	2	2.2	1.4	-	-	-	-	2	2.2	2.6	1.6	1.6

COMPUTER VERTICAL

CS3352

FOUNDATIONS OF DATA SCIENCE

L T P C
3 0 0 3

COURSE OBJECTIVES:

- To understand the data science fundamentals and process.
- To learn to describe the data for the data science process.
- To learn to describe the relationship between data.
- To utilize the Python libraries for Data Wrangling.
- To present and interpret data using visualization libraries in Python

UNIT I INTRODUCTION

9

Data Science: Benefits and uses – facets of data - Data Science Process: Overview – Defining research goals – Retrieving data – Data preparation - Exploratory Data analysis – build the model– presenting findings and building applications - Data Mining - Data Warehousing – Basic Statistical descriptions of Data

UNIT II DESCRIBING DATA

9

Types of Data - Types of Variables -Describing Data with Tables and Graphs –Describing Data with Averages - Describing Variability - Normal Distributions and Standard (z) Scores

UNIT III DESCRIBING RELATIONSHIPS

9

Correlation –Scatter plots –correlation coefficient for quantitative data –computational formula for correlation coefficient – Regression –regression line –least squares regression line – Standard error of estimate – interpretation of r^2 –multiple regression equations –regression towards the mean

UNIT IV PYTHON LIBRARIES FOR DATA WRANGLING

9

Basics of Numpy arrays –aggregations –computations on arrays –comparisons, masks, boolean logic – fancy indexing – structured arrays – Data manipulation with Pandas – data indexing and selection – operating on data – missing data – Hierarchical indexing – combining datasets – aggregation and grouping – pivot tables

UNIT V DATA VISUALIZATION

9

Importing Matplotlib – Line plots – Scatter plots – visualizing errors – density and contour plots – Histograms – legends – colors – subplots – text and annotation – customization – three dimensional plotting - Geographic Data with Basemap - Visualization with Seaborn.

COURSE OUTCOMES:

At the end of this course, the students will be able to:

CO1: Define the data science process

CO2: Understand different types of data description for data science process

CO3: Gain knowledge on relationships between data

CO4: Use the Python Libraries for Data Wrangling

CO5: Apply visualization Libraries in Python to interpret and explore data

TOTAL:45 PERIODS

TEXT BOOKS

1. David Cielen, Arno D. B. Meysman, and Mohamed Ali, "Introducing Data Science", Manning Publications, 2016. (Unit I)
2. Robert S. Witte and John S. Witte, "Statistics", Eleventh Edition, Wiley Publications, 2017. (Units II and III)
3. Jake VanderPlas, "Python Data Science Handbook", O'Reilly, 2016. (Units IV and V)

REFERENCES:

1. Allen B. Downey, "Think Stats: Exploratory Data Analysis in Python", Green Tea Press,2014.

CO's – PO's & PSO's MAPPING

CO's	PO's												PSO's		
	1	2	3	4	5	6	7	8	9	10	11	12	1	2	3
1	2	2	1	2	2	-	-	-	1	1	1	2	2	2	2
2	2	1	-	1	1	-	-	-	2	1	1	2	2	3	1
3	2	2	1	2	2	1	1	-	1	2	1	3	2	2	3
4	3	2	2	1	2	-	-	-	1	1	2	2	3	3	2
5	2	2	1	2	2	-	-	-	1	1	1	2	2	2	2
AVg.	2	2	1	2	2	1	1	-	1	1	1	2	2	2	2

1 - low, 2 - medium, 3 - high, '-' - no correlation

CCS333

AUGMENTED REALITY/VIRTUAL REALITY

L T P C
2 0 2 3

COURSE OBJECTIVES:

- To impart the fundamental aspects and principles of AR/VR technologies.
- To know the internals of the hardware and software components involved in the development of AR/VR enabled applications.
- To learn about the graphical processing units and their architectures.
- To gain knowledge about AR/VR application development.
- To know the technologies involved in the development of AR/VR based applications.

UNIT I INTRODUCTION

7

Introduction to Virtual Reality and Augmented Reality – Definition – Introduction to Trajectories and Hybrid Space-Three I's of Virtual Reality – Virtual Reality Vs 3D Computer Graphics – Benefits of Virtual Reality – Components of VR System – Introduction to AR-AR Technologies-Input Devices – 3D Position Trackers – Types of Trackers – Navigation and Manipulation Interfaces – Gesture Interfaces – Types of Gesture Input Devices – Output Devices – Graphics Display – Human Visual System – Personal Graphics Displays – Large Volume Displays – Sound Displays – Human Auditory System.

UNIT II VR MODELING

6

Modeling – Geometric Modeling – Virtual Object Shape – Object Visual Appearance – Kinematics Modeling – Transformation Matrices – Object Position – Transformation Invariants –Object Hierarchies – Viewing the 3D World – Physical Modeling – Collision Detection – Surface Deformation – Force Computation – Force Smoothing and Mapping – Behavior Modeling – Model Management.

UNIT III VR PROGRAMMING

6

VR Programming – Toolkits and Scene Graphs – World ToolKit – Java 3D – Comparison of World ToolKit and Java 3D

UNIT IV APPLICATIONS

6

Human Factors in VR – Methodology and Terminology – VR Health and Safety Issues – VR and Society-Medical Applications of VR – Education, Arts and Entertainment – Military VR Applications – Emerging Applications of VR – VR Applications in Manufacturing – Applications of VR in Robotics – Information Visualization – VR in Business – VR in Entertainment – VR in Education.

UNIT V AUGMENTED REALITY

5

Introduction to Augmented Reality-Computer vision for AR-Interaction-Modelling and Annotation-Navigation-Wearable devices

30 PERIODS

PRACTICAL EXERCISES:

30 PERIODS

1. Study of tools like Unity, Maya, 3DS MAX, AR toolkit, Vuforia and Blender.
2. Use the primitive objects and apply various projection types by handling camera.
3. Download objects from asset store and apply various lighting and shading effects.
4. Model three dimensional objects using various modelling techniques and apply textures over them.
5. Create three dimensional realistic scenes and develop simple virtual reality enabled mobile applications which have limited interactivity.
6. Add audio and text special effects to the developed application.
7. Develop VR enabled applications using motion trackers and sensors incorporating full haptic interactivity.
8. Develop AR enabled applications with interactivity like E learning environment, Virtual walkthroughs and visualization of historic places.
9. Develop AR enabled simple applications like human anatomy visualization, DNA/RNA structure visualization and surgery simulation.
10. Develop simple MR enabled gaming applications.

TOTAL:60 PERIODS

COURSE OUTCOMES:

On completion of the course, the students will be able to:

CO1: Understand the basic concepts of AR and VR

CO2: Understand the tools and technologies related to AR/VR

CO3: Know the working principle of AR/VR related Sensor devices

CO4: Design of various models using modeling techniques

CO5: Develop AR/VR applications in different domains

TEXTBOOKS:

1. Charles Palmer, John Williamson, "Virtual Reality Blueprints: Create compelling VR experiences for mobile", Packt Publisher, 2018
2. Dieter Schmalstieg, Tobias Hollerer, "Augmented Reality: Principles & Practice", Addison Wesley, 2016
3. John Vince, "Introduction to Virtual Reality", Springer-Verlag, 2004.
4. William R. Sherman, Alan B. Craig: Understanding Virtual Reality – Interface, Application, Design", Morgan Kaufmann, 2003

CO's – PO's & PSO's MAPPING

COs	POs												PSOs		
	1	2	3	4	5	6	7	8	9	10	11	12	1	2	3
1	3	2	2	-	3	-	-	-	2	2	1	2	2	1	2
2	3	2	2	1	3	-	-	-	3	2	2	3	3	1	2
3	3	3	2	2	3	-	-	-	3	2	1	2	3	2	2
4	3	3	3	2	3	-	-	-	3	2	2	3	3	2	2
5	3	3	3	3	3	-	-	-	3	3	3	3	3	3	3
AVg.	3.00	2.60	2.40	2.00	3.00	-	-	-	2.80	2.20	1.80	2.60	2.80	1.80	2.20

COURSE OBJECTIVES:

1. To learn the basic structure and operations of a computer
2. To learn the arithmetic and logic unit and implementation of fixed-point and floating point arithmetic unit
3. To learn the basics of pipelined execution
4. To understand parallelism and multi-core processors
5. To understand the memory hierarchies, cache memories and virtual memories
6. To learn the different ways of communication with I/O devices

UNIT I BASIC STRUCTURE OF A COMPUTER SYSTEM (7+2 SKILLS) 9

Functional Units – Basic Operational Concepts – Performance – Instructions: Language of the Computer – Operations, Operands – Instruction representation – Logical operations – decision making – MIPS Addressing.

UNIT II ARITHMETIC FOR COMPUTERS (7+2 SKILLS) 9

Addition and Subtraction – Multiplication – Division – Floating Point Representation – Floating Point Operations – Subword Parallelism

UNIT III PROCESSOR AND CONTROL UNIT(7+2 SKILLS) 9

A Basic MIPS implementation – Building a Datapath – Control Implementation Scheme – Pipelining – Pipelined datapath and control – Handling Data Hazards & Control Hazards – Exceptions.

UNIT IV PARALLELISIM (7+2 SKILLS) 9

Parallel processing challenges – Flynn's classification – SISD, MIMD, SIMD, SPMD, and Vector Architectures - Hardware multithreading – Multi-core processors and other Shared Memory Multiprocessors - Introduction to Graphics Processing Units, Clusters, Warehouse Scale Computers and other Message-Passing Multiprocessors.

UNIT V MEMORY & I/O SYSTEMS (7+2 SKILLS) 9

Memory Hierarchy - memory technologies – cache memory – measuring and improving cache performance – virtual memory, TLB's – Accessing I/O Devices – Interrupts – Direct Memory Access – Bus structure – Bus operation – Arbitration – Interface circuits - USB.

TOTAL: 45 PERIODS

SKILL DEVELOPMENT ACTIVITIES (Group Seminar/Mini Project/Assignment/Content Preparation / Quiz/ Surprise Test / Solving GATE questions/ etc) 10

- 1 Fundamentals of computer architecture
- 2 Basic arithmetical operations
- 3 Organization of computer system
- 4 Analysis of challenges parallel processing
- 5 Interfacing and storage systems in the computer

COURSE OUTCOMES:**Students able to**

- CO1** Understand the basics structure of computers, operations and instructions. (L2)
- CO2** Design arithmetic and logic unit. (L5)
- CO3** Understand pipelined execution and design control unit. (L2)
- CO4** Understand parallel processing architectures. (L2)
- CO5** Understand the various memory systems and I/O communication. (L2)

TEXT BOOKS:

1. David A. Patterson and John L. Hennessy, Computer Organization and Design: The Hardware/Software Interface, Fifth Edition, Morgan Kaufmann / Elsevier, 2014.
2. Carl Hamacher, Zvonko Vranesic, Safwat Zaky and Naraig Manjikian, Computer Organization and Embedded Systems, Sixth Edition, Tata McGraw Hill, 2012.

REFERENCES:

1. William Stallings, Computer Organization and Architecture – Designing for Performance, Eighth Edition, Pearson Education, 2010.
2. John P. Hayes, Computer Architecture and Organization, Third Edition, Tata McGraw Hill, 2012.
3. John L. Hennessey and David A. Patterson, Computer Architecture – A Quantitative Approach, Morgan Kaufmann / Elsevier Publishers, Fifth Edition, 2012.

List of Open Source Software/ Learning website:

- 1 <https://exploringbits.com/basic-structure-of-computer-system/>
- 2 https://web.ece.ucsb.edu/~parhami/pubs_folder/parh02-arith-encycl-infosys.pdf
- 3 <https://www.heavy.ai/technical-glossary/parallel>
- 4 <https://www.srividyaengg.ac.in/coursematerial/CSE/104425.pdf>

MAPPING OF COs WITH POs AND PSO's

CO's	PO's												PSO's			
	1	2	3	4	5	6	7	8	9	10	11	12	1	2	3	
CO1	2	2	2	2	1	1	1	1	1	1	1	1	1	1	1	1
CO2	3	3	3	3	1	1	1	1	1	1	1	1	1	1	1	1
CO3	2	2	2	2	1	1	1	1	1	1	1	1	1	1	1	1
CO4	2	2	2	2	1	1	1	1	1	1	1	1	1	1	1	1
CO5	2	2	2	2	1	1	1	1	1	1	1	1	1	1	1	1
Avg	2.2	2.2	2.2	2.2	1.0	1.0	1.0	1.0	1.0	1.0	1.0	1.0	1.0	1.0	1.0	1.0

1-Low, 2-Medium, 3-High, '-'- no correlation

CCS338

COMPUTER VISION

L T P C
2 0 2 3

COURSE OBJECTIVES:

- To understand the fundamental concepts related to Image formation and processing.
- To learn feature detection, matching and detection
- To become familiar with feature based alignment and motion estimation
- To develop skills on 3D reconstruction
- To understand image based rendering and recognition

UNIT I INTRODUCTION TO IMAGE FORMATION AND PROCESSING 6

Computer Vision - Geometric primitives and transformations - Photometric image formation - The digital camera - Point operators - Linear filtering - More neighborhood operators - Fourier transforms - Pyramids and wavelets - Geometric transformations - Global optimization.

UNIT II FEATURE DETECTION, MATCHING AND SEGMENTATION 6
Points and patches - Edges - Lines - Segmentation - Active contours - Split and merge - Mean shift and mode finding - Normalized cuts - Graph cuts and energy-based methods.

UNIT III FEATURE-BASED ALIGNMENT & MOTION ESTIMATION 6
2D and 3D feature-based alignment - Pose estimation - Geometric intrinsic calibration - Triangulation - Two-frame structure from motion - Factorization - Bundle adjustment - Constrained structure and motion - Translational alignment - Parametric motion - Spline-based motion - Optical flow - Layered motion.

UNIT IV 3D RECONSTRUCTION 6
Shape from X - Active rangefinding - Surface representations - Point-based representations- Volumetric representations - Model-based reconstruction - Recovering texture maps and albedos.

UNIT V IMAGE-BASED RENDERING AND RECOGNITION 6
View interpolation Layered depth images - Light fields and Lumigraphs - Environment mattes - Video-based rendering-Object detection - Face recognition - Instance recognition - Category recognition - Context and scene understanding- Recognition databases and test sets.

30 PERIODS

PRACTICAL EXERCISES: 30 PERIODS
LABORATORY EXPERIMENTS:

Software needed:

OpenCV computer vision Library for OpenCV in Python / PyCharm or C++ / Visual Studio or or equivalent

- OpenCV Installation and working with Python
- Basic Image Processing - loading images, Cropping, Resizing, Thresholding, Contour analysis, Blob detection
- Image Annotation – Drawing lines, text circle, rectangle, ellipse on images
- Image Enhancement - Understanding Color spaces, color space conversion, Histogram equalization, Convolution, Image smoothing, Gradients, Edge Detection
- Image Features and Image Alignment – Image transforms – Fourier, Hough, Extract ORB Image features, Feature matching, cloning, Feature matching based image alignment
- Image segmentation using Graphcut / Grabcut
- Camera Calibration with circular grid
- Pose Estimation
- 3D Reconstruction – Creating Depth map from stereo images
- Object Detection and Tracking using Kalman Filter, Camshift

1. docs.opencv.org
2. <https://opencv.org/opencv-free-course/>

TOTAL : 60 PERIODS

COURSE OUTCOMES:

At the end of this course, the students will be able to:

CO1:To understand basic knowledge, theories and methods in image processing and computer vision.

CO2:To implement basic and some advanced image processing techniques in OpenCV.

CO3:To apply 2D a feature-based based image alignment, segmentation and motion estimations.

CO4:To apply 3D image reconstruction techniques

CO5:To design and develop innovative image processing and computer vision applications.

TEXT BOOKS:

1. Richard Szeliski, "Computer Vision: Algorithms and Applications", Springer- Texts in Computer Science, Second Edition, 2022.
2. Computer Vision: A Modern Approach, D. A. Forsyth, J. Ponce, Pearson Education, Second Edition, 2015.

REFERENCES:

1. Richard Hartley and Andrew Zisserman, Multiple View Geometry in Computer Vision, Second Edition, Cambridge University Press, March 2004.
2. Christopher M. Bishop; Pattern Recognition and Machine Learning, Springer, 2006
3. E. R. Davies, Computer and Machine Vision, Fourth Edition, Academic Press, 2012.

CO's – PO's & PSO's MAPPING

CO's	PO's												PSO's		
	1	2	3	4	5	6	7	8	9	10	11	12	1	2	3
1	3	1	1	1	1	-	-	-	2	1	3	2	2	1	1
2	3	3	3	2	3	-	1	-	2	1	2	2	3	1	2
3	3	3	2	2	3	-	-	-	1	1	2	2	3	2	2
4	2	3	3	2	3	-	-	-	2	1	2	3	2	2	3
5	2	3	3	2	2	2	-	-	3	1	2	3	3	3	3
AVg.	2.6	2.6	2.4	1.8	2.4	0.4	0.25	0	2	1	2.2	2.4	2.6	1.8	2.2

1 - low, 2 - medium, 3 - high, '-' - no correlation

CCS336

CLOUD SERVICES MANAGEMENT

L T P C
2 0 2 3

COURSE OBJECTIVES:

- Introduce Cloud Service Management terminology, definition & concepts
- Compare and contrast cloud service management with traditional IT service management
- Identify strategies to reduce risk and eliminate issues associated with adoption of cloud services
- Select appropriate structures for designing, deploying and running cloud-based services in a business environment
- Illustrate the benefits and drive the adoption of cloud-based services to solve real world problems

UNIT I CLOUD SERVICE MANAGEMENT FUNDAMENTALS 6

Cloud Ecosystem, The Essential Characteristics, Basics of Information Technology Service Management and Cloud Service Management, Service Perspectives, Cloud Service Models, Cloud Service Deployment Models

UNIT II CLOUD SERVICES STRATEGY 6

Cloud Strategy Fundamentals, Cloud Strategy Management Framework, Cloud Policy, Key Driver for Adoption, Risk Management, IT Capacity and Utilization, Demand and Capacity matching, Demand Queueing, Change Management, Cloud Service Architecture

UNIT III CLOUD SERVICE MANAGEMENT 6

Cloud Service Reference Model, Cloud Service LifeCycle, Basics of Cloud Service Design, Dealing with Legacy Systems and Services, Benchmarking of Cloud Services, Cloud Service Capacity Planning, Cloud Service Deployment and Migration, Cloud Marketplace, Cloud Service Operations Management

UNIT IV CLOUD SERVICE ECONOMICS 6
Pricing models for Cloud Services, Freemium, Pay Per Reservation, Pay per User, Subscription based Charging, Procurement of Cloud-based Services, Capex vs Opex Shift, Cloud service Charging, Cloud Cost Models

UNIT V CLOUD SERVICE GOVERNANCE & VALUE 6
IT Governance Definition, Cloud Governance Definition, Cloud Governance Framework, Cloud Governance Structure, Cloud Governance Considerations, Cloud Service Model Risk Matrix, Understanding Value of Cloud Services, Measuring the value of Cloud Services, Balanced Scorecard, Total Cost of Ownership

COURSE OUTCOMES:

- CO1:** Exhibit cloud-design skills to build and automate business solutions using cloud technologies.
- CO2:** Possess Strong theoretical foundation leading to excellence and excitement towards adoption of cloud-based services
- CO3:** Solve the real world problems using Cloud services and technologies

30 PERIODS

PRACTICAL EXERCISES:

30 PERIODS

1. Create a Cloud Organization in AWS/Google Cloud/or any equivalent Open Source cloud softwares like Openstack, Eucalyptus, OpenNebula with Role-based access control
2. Create a Cost-model for a web application using various services and do Cost-benefit analysis
3. Create alerts for usage of Cloud resources
4. Create Billing alerts for your Cloud Organization
5. Compare Cloud cost for a simple web application across AWS, Azure and GCP and suggest the best one

TOTAL:60 PERIODS

TEXT BOOKS

1. Cloud Service Management and Governance: Smart Service Management in Cloud Era by Enamul Haque, Enel Publications
2. Cloud Computing: Concepts, Technology & Architecture by Thomas Erl, Ricardo Puttini, Zaigham Mohammad 2013
3. Cloud Computing Design Patterns by Thomas Erl, Robert Cope, Amin Naserpour

REFERENCES

1. Economics of Cloud Computing by Praveen Ayyappa, LAP Lambert Academic Publishing
2. Mastering Cloud Computing Foundations and Applications Programming Rajkumar Buyya, Christian Vechhiola, S. Thamarai Selvi

CO's – PO's & PSO's MAPPING

CO's	PO's												PSO's		
	1	2	3	4	5	6	7	8	9	10	11	12	1	2	3
1	3	3	1	1	1	-	-	-	2	1	3	2	2	1	3
2	3	1	2	3	2	-	-	-	1	2	3	1	2	2	2
3	1	1	3	1	3	-	-	-	3	3	1	1	3	2	1
4	1	1	1	2	3	-	-	-	2	3	3	1	1	1	1
5	1	3	3	2	2	-	-	-	1	3	1	2	1	3	2
AVg.	1.8	1.8	2	1.8	2.2	-	-	-	1.8	2.4	2.2	1.4	1.8	1.8	1.8

1 - low, 2 - medium, 3 - high, '-' - no correlation

COURSE OBJECTIVES:

1. To learn the fundamentals of Blockchain.
2. To obtain knowledge about technologies of Blockchain.
3. To incorporate the models of Blockchain- Ethereum.
4. To learn the models of Hyperledger Fabric.

UNIT I INTRODUCTION (7+2 SKILLS)**9**

Basic Cryptographic primitives used in Blockchain –Secure- CollisionResistant hash functions - Digital signature - Public key cryptosystems - Zeroknowledge proof systems - Need for Distributed Record Keeping – Modelling faults and adversaries- Byzantine Generals problem – Briefing of Consensus algorithms and their scalability problems - Why Nakamoto Came up with Blockchain based cryptocurrency.

UNIT II TECHNOLOGIES BORROWED IN BLOCKCHAIN (7+2 SKILLS)**9**

Technologies Borrowed in Blockchain –hash pointers- Consensus- Byzantine Models of fault tolerance- Digital cash etc.- Bitcoin blockchain - Wallet – Blocks - Merkle Tree - hardness of mining - Transaction verifiability - Anonymity - forks - Double spending - Bitcoin- the challenges and solutions.

UNIT III MODELS FOR BLOCKCHAIN (7+2 SKILLS)**9**

Models f-GARAY model -RLA Model -Proof of Work (PoW) as random oracle - Formal treatment of consistency- Liveness and Fairness - Proof of Stake (PoS) based Chains - Bitcoin scripting language and their use.

UNIT IV ETHEREUM (7+2 SKILLS)**9**

Ethereum -Ethereum Virtual Machine (EVM) -Wallets for Ethereum -Solidity - Smart Contracts - The Turing Completeness of Smart Contract Languages and verification challenges- Using smart contracts to enforce legal contracts Comparing Bitcoin scripting vs. Ethereum Smart Contracts- Some attacks on smart contracts..

UNIT V HYPERLEDGER FABRIC (7+2 SKILLS)**9**

Hyperledger fabric- the plug and play platform and mechanisms in permissioned block chain - Beyond Cryptocurrency – applications of block chain in cyber security- integrity of information- E-Governance and other contract enforcement mechanisms - Limitations of block chain as a technology and myths vs reality of blockchain technology.

TOTAL:45 PERIODS**SKILL DEVELOPMENT ACTIVITIES (Group Seminar/Mini Project/Assignment/Content Preparation / Quiz/ Surprise Test / Solving GATE questions/ etc) 10**

- 1 Fundamentals of blockchain technology
- 2 Understanding of technologies in block chain
- 3 Interpretation of models in block chain
- 4 Platforms to build decentralized applications
- 5 Demonstration of hyperledger fabric

COURSE OUTCOMES:**Students able to**

- CO1** Define and Explain the fundamentals of Blockchain (L1)
- CO2** Illustrate the technologies of Blockchain (L3)
- CO3** Identify the models of Blockchain (L1)
- CO4** Analyze and demonstrate the Ethereum (L4)
- CO5** Analyze and demonstrate Hyperledger fabric (L4)

TEXT BOOKS:

1. S.Shukla,M.Dhawan,S.Sharma,S. Venkatesan “Blockchain Technology: Cryptocurrency and Applications” ,Oxford University Press 2019 .
2. Arvind Narayanan, Joseph Bonneau,Edward Felten,Andrew Miller and Steven Goldfeder, ”Bitcoin and cryptocurrency technologies: a comprehensive introduction”,Princeton University Press,2016.

REFERENCES:

- Joseph Bonneau et al, SoK: “Research perspectives and challenges for Bitcoin and
 1 cryptocurrency”, IEEE Symposium on security and Privacy, 2015
 2. J.A.Garay et al, “The bitcoin backbone protocol - analysis and applications”, EUROCRYPT 2015,Volume 2.
 3. R.Pass et al, “Analysis of Blockchain protocol in Asynchronous networks”, EUROCRYPT 2017.
 4 Pass et al,” Fruitchain- a fair blockchain”, PODC 2017

List of Open Source Software/ Learning website:

- 1 <https://www.cbinsights.com/research/what-is-blockchain-technology/>
- 2 <https://101blockchains.com/blockchain-business-models/>
- 3 <https://en.wikipedia.org/wiki/Ethereum>
- 4 <https://hyperledger-fabric.readthedocs.io/en/release-2.2/whatis.html>

MAPPING OF COs WITH POs AND PSOs

CO's	PO's												PSO's			
	1	2	3	4	5	6	7	8	9	10	11	12	1	2	3	
CO1	1	1	1	1	1	1	1	1	1	1	1	1	1	1	1	1
CO2	3	2	2	2	1	1	1	1	1	1	1	1	1	1	1	1
CO3	1	1	1	1	1	1	1	1	1	1	1	1	1	1	1	1
CO4	3	3	3	2	1	1	1	1	1	1	1	1	1	1	1	1
CO5	3	3	3	2	1	1	1	1	1	1	1	1	1	1	1	1
Avg	2.2	2	2	1.6	1.0	1.0	1.0	1.0	1.0	1.0	1.0	1.0	1.0	1.0	1.0	1.0

1-Low, 2-Medium, 3-High, '-'- no correlation

COURSE OBJECTIVES:

1. Understand complexity of Deep Learning algorithms and their limitations
2. Understand the theoretical foundations, algorithms, methodologies, and applications of neural networks and deep learning.
3. It will help to design and develop an application-specific deep learning models.
4. Be capable of confidently applying common Deep Learning algorithms in practice and implementing their own.
5. Be capable of performing experiments in Deep Learning using real-world data.

UNIT I MACHINE LEARNING BASICS (7+2 SKILLS) 9

Learning algorithms, Maximum likelihood estimation, Building machine learning algorithm, Neural Networks Multilayer Perceptron, Back-propagation algorithm and its variants Stochastic gradient decent, Curse of Dimensionality.

UNIT II INTRODUCTION TO DEEP LEARNING & ARCHITECTURES (7+2 SKILLS) 9

Machine Learning Vs. Deep Learning, Representation Learning, Width Vs. Depth of Neural Networks, Activation Functions: RELU, LRELU, ERELU, Unsupervised Training of Neural Networks, Restricted Boltzmann Machines, Auto Encoders.

UNIT III CONVOLUTIONAL NEURAL NETWORKS (7+2 SKILLS) 9

Architectural Overview – Motivation - Layers – Filters – Parameter sharing – Regularization, Popular CNN Architectures: ResNet, AlexNet.

UNIT IV SEQUENCE MODELLING – RECURRENT AND RECURSIVE NETS (7+2 SKILLS) 9

Recurrent Neural Networks, Bidirectional RNNs – Encoder-decoder sequence to sequence architectures - BPTT for training RNN, Long Short Term Memory Networks.

UNIT V AUTO ENCODERS AND DEEP GENERATIVE MODELS(7+2 SKILLS) 9

Deep Belief networks – Boltzmann Machines – Deep Boltzmann Machine - Generative Adversarial Networks.

TOTAL: 45 PERIODS**SKILL DEVELOPMENT ACTIVITIES (Group Seminar/Mini Project/Assignment/Content Preparation / Quiz/ Surprise Test / Solving GATE questions/ etc) 10**

- 1 Fundamentals of machine learning
- 2 Fundamentals of deep learning
- 3 Realization and understanding of CNN
- 4 Time series forecasting for data
- 5 Generating of synthetic images

COURSE OUTCOMES:**Students able to**

- CO1** Have a good understanding of the fundamental issues and basics of machine learning. (L2)
- CO2** Ability to differentiate the concept of machine learning with deep learning techniques. (L4)
- CO3** Understand the concept of CNN and transfer learning techniques, to apply it in the classification problems. (L2)
- CO4** Learned to use RNN for language modelling and time series prediction. (L3)
- CO5** Use autoencoder and deep generative models to solve problems with high dimensional data including text, image and speech. (L3)

TEXT BOOKS:

1. Ian Goodfellow, Yoshua Bengio and Aaron Courville, " Deep Learning", MIT Press, 2017.
2. Josh Patterson, Adam Gibson "Deep Learning: A Practitioner's Approach", O'Reilly Media, 2017.

REFERENCES:

1. Umberto Michelucci "Applied Deep Learning. A Case-based Approach to Understanding Deep Neural Networks" Apress, 2018.
2. Kevin P. Murphy "Machine Learning: A Probabilistic Perspective", The MIT Press, 2012.
3. Ethem Alpaydin, "Introduction to Machine Learning", MIT Press, Prentice Hall of India, Third Edition 2014.
4. Giancarlo Zaccone, Md. Rezaul Karim, Ahmed Menshawy "Deep Learning with TensorFlow: Explore neural networks with Python", Packt Publisher, 2017.

List of Open Source Software/ Learning website:

- 1 <https://www.techtarget.com/searchenterpriseai/definition/machine-learning-ML>
- 2 <https://www.techtarget.com/searchenterpriseai/definition/deep-learning-deep-neural-network>
- 3 <https://www.simplilearn.com/tutorials/deep-learning-tutorial/rnn>
- 4 <https://machinelearningmastery.com/what-are-generative-adversarial-networks-gans/>

MAPPING OF COs WITH POs AND PSOs

CO's	PO's												PSO's		
	1	2	3	4	5	6	7	8	9	10	11	12	1	2	3
CO1	2	1	1	1	1	1	1	1	1	1	1	3	2	2	2
CO2	3	3	3	2	1	1	1	1	1	1	1	3	2	2	2
CO3	2	1	1	1	1	1	1	1	1	1	1	3	2	2	2
CO4	3	2	2	2	1	1	1	1	1	1	1	-	2	2	2
CO5	3	2	2	2	1	1	1	1	1	1	1	-	2	2	2
Avg	2.6	1.8	1.8	1.6	1.0	1.0	1.0	1.0	1.0	1.0	1.0	3.0	2	2	2

1-Low, 2-Medium, 3-High, '-'- no correlation

CEI358

JAVA PROGRAMMING

L	T	P	C
3	0	0	3

COURSE OBJECTIVES:

1. To understand the concepts of object-oriented, event driven, and concurrent programming paradigms and develop skills in using these paradigms using Java

UNIT I JAVA BASICS (7+2 SKILLS)**9**

Object oriented programming concepts – objects – classes – methods and messages – abstraction and encapsulation – inheritance – abstract classes – polymorphism.- Objects and classes in Java – defining classes – methods - access specifiers – static members – constructors – finalize method.

UNIT II ARRAYS (7+2 SKILLS)**9**

Arrays – Strings - Packages – Java-Doc comments – Inheritance – class hierarchy – polymorphism – dynamic binding – final keyword – abstract classes.

UNIT III CLASSES AND GRAPHICS PROGRAMMING (7+2 SKILLS) 9

The Object class – Reflection – interfaces – object cloning – inner classes – proxies - I/O Streams - Graphics programming – Frame – Components – working with 2D shapes.

UNIT IV EVENT, EXCEPTION HANDLING (7+2 SKILLS) 9

Basics of event handling – event handlers – adapter classes – actions – mouse events – AWT event hierarchy – introduction to Swing – Model-View-Controller design pattern – buttons – layout management – Swing Components – exception handling – exception hierarchy – throwing and catching exceptions.

UNIT V GENERIC PROGRAMMING (7+2 SKILLS) 9

Motivation for generic programming – generic classes – generic methods – generic code and virtual machine – inheritance and generics – reflection and generics - Multi-threaded programming – interrupting threads – thread states – thread properties – thread synchronization – Executors – synchronizers.

TOTAL: 45 PERIODS

SKILL DEVELOPMENT ACTIVITIES (Group Seminar/Mini 10

Project/Assignment/Content Preparation / Quiz/ Surprise Test / Solving GATE questions/ etc)

- 1 Fundamentals of java
- 2 Concepts of array
- 3 Basics of programming
- 4 Handling of unexpected error
- 5 Introduction to generic programming

COURSE OUTCOMES:

Students able to

On Completion of the course, the students should be able to:

- CO1** Analyze the necessity for Object Oriented Programming paradigm over structured programming and become familiar with the fundamental concepts in OOP like encapsulation, Inheritance and Polymorphism. (L4)
- CO2** Design and develop java programs, analyze, and interpret object oriented data and report results. (L5)
- CO3** Plan their career in java based technologies like HADOOP etc. (L5)
- CO4** Able to apply the concepts of arrays, strings in Java programming. (L1)
- CO5** Ability to apply generic programming concepts for effective coding. (L3)

TEXT BOOKS:

1. Cay S. Horstmann and Gary Cornell, “Core Java: Volume I – Fundamentals”, 8th Edition, Sun Microsystems Press, 2008.

REFERENCES:

1. K. Arnold and J. Gosling, “The JAVA programming language”, Third edition, Pearson Education, 2000.
2. Timothy Budd, “Understanding Object-oriented programming with Java”, Updated Edition, Pearson Education, 2000.

List of Open Source Software/ Learning website:

- 1 <https://www.w3schools.com/java/>
- 2 <https://www.geeksforgeeks.org/string-arrays-in-java/>
- 3 <https://www.edureka.co/blog/string-array-in-java/>
- 4 <https://www.javatpoint.com/generics-in-java>

MAPPING OF COs WITH POs AND PSOs

CO's	PO's												PSO's		
	1	2	3	4	5	6	7	8	9	10	11	12	1	2	3
CO1	3	3	3	2	1	1	1	1	1	1	1	1	1	1	1
CO2	3	3	3	3	1	1	1	1	1	1	1	1	1	1	1
CO3	3	3	3	3	1	1	1	1	1	1	1	1	1	1	1
CO4	-	-	-	-	1	1	1	-	1	-	1	-	1	1	1
CO5	-	-	-	-	1	1	1	-	1	-	1	-	1	1	1
Avg	3.0	3.0	3.0	2.7	1.0	1.0	1.0	1.0	1.0	1.0	1.0	1.0	1.0	1.0	1.0

1-Low, 2-Medium, 3-High, '-'- no correlation



MANDATORY COURSES I

MX3081	INTRODUCTION TO WOMEN AND GENDER STUDIES	L T P C 3 0 0 0
---------------	---	----------------------------------

COURSE OUTLINE

UNIT I CONCEPTS

Sex vs. Gender, masculinity, femininity, socialization, patriarchy, public/ private, essentialism, binaryism, power, hegemony, hierarchy, stereotype, gender roles, gender relation, deconstruction, resistance, sexual division of labour.

UNIT II FEMINIST THEORY

Liberal, Marxist, Socialist, Radical, Psychoanalytic, postmodernist, ecofeminist.

UNIT III WOMEN'S MOVEMENTS: GLOBAL, NATIONAL AND LOCAL

Rise of Feminism in Europe and America.
Women's Movement in India.

UNIT IV GENDER AND LANGUAGE

Linguistic Forms and Gender.
Gender and narratives.

UNIT V GENDER AND REPRESENTATION

Advertising and popular visual media.

Gender and Representation in Alternative Media.

Gender and social media.

TOTAL : 45 PERIODS

MX3082	ELEMENTS OF LITERATURE	L T P C 3 0 0 0
---------------	-------------------------------	----------------------------------

OBJECTIVE:

- To make the students aware about the finer sensibilities of human existence through an art form. The students will learn to appreciate different forms of literature as suitable modes of expressing human experience.

1. COURSE CONTENTS

Introduction to Elements of Literature

1. Relevance of literature

- a) Enhances Reading, thinking, discussing and writing skills.
- b) Develops finer sensibility for better human relationship.
- c) Increases understanding of the problem of humanity without bias.
- d) Providing space to reconcile and get a cathartic effect.

2. Elements of fiction

- a) Fiction, fact and literary truth.
- b) Fictional modes and patterns.
- c) Plot character and perspective.

3. Elements of poetry

- a) Emotions and imaginations.
- b) Figurative language.
- c) (Simile, metaphor, conceit, symbol, pun and irony).
- d) Personification and animation.
- e) Rhetoric and trend.

4. Elements of drama

- a) Drama as representational art.
- b) Content mode and elements.
- c) Theatrical performance.
- d) Drama as narration, mediation and persuasion.
- e) Features of tragedy, comedy and satire.

3. READINGS:

1. An Introduction to the Study of English Literature, W.H. Hudson, Atlantic, 2007.
2. An Introduction to Literary Studies, Mario Klarer, Routledge, 2013.
3. The Experience of Poetry, Graham Mode, Open college of Arts with Open Unv Press, 1991.
4. The Elements of Fiction: A Survey, Ulf Wolf (ed), Wolfstuff, 2114.
5. The Elements of Drama, J.L.Styan, Literary Licensing, 2011.

3.1 Textbook:

- 3.2 *Reference Books:: To be decided by the teacher and student, on the basis of individual student so as to enable him or her to write the term paper.

3.3

4. OTHER SESSION:

4.1*Tutorials:

4.2*Laboratory:

4.3*Project: The students will write a term paper to show their understanding of a particular piece of literature

5.*ASSESSMENT:

5.1HA:

5.2Quizzes-HA:

5.3Periodical Examination: one

5.4Project/Lab: one (under the guidance of the teachers the students will take a volume of poetry, fiction or drama and write a term paper to show their understanding of it in a given context; sociological, psychological, historical, autobiographical etc.

5.5Final Exam:

TOTAL : 45 PERIODS

OUTCOME OF THE COURSE:

- Students will be able to understand the relevance of literature in human life and appreciate its aspects in developing finer sensibilities.

MX3083

FILM APPRECIATION

L T P C
3 0 0 0

In this course on film appreciation, the students will be introduced broadly to the development of film as an art and entertainment form. It will also discuss the language of cinema as it evolved over a century. The students will be taught as to how to read a film and appreciate the various nuances of a film as a text. The students will be guided to study film joyfully.

Theme - A: The Component of Films

- A-1: The material and equipment
- A-2: The story, screenplay and script
- A-3: The actors, crew members, and the director
- A-4: The process of film making... structure of a film

Theme - B: Evolution of Film Language

- B-1: Film language, form, movement etc.
- B-2: Early cinema... **silent film** (Particularly French)
- B-3: The emergence of feature films: **Birth of a Nation**
- B-4: Talkies

Theme - C: Film Theories and Criticism/Appreciation

- C-1: Realist theory; Auteurists
- C-2: Psychoanalytic, Ideological, Feminists
- C-3: How to read films?
- C-4: Film Criticism / Appreciation

Theme – D: Development of Films

- D-1: Representative Soviet films

D-2: Representative Japanese films

D-3: Representative Italian films

D-4: Representative Hollywood film and the studio system

Theme - E: Indian Films

E-1: The early era

E-2: The important films made by the directors

E-3: The regional films

E-4: The documentaries in India

READING:

A Reader containing important articles on films will be prepared and given to the students. The students must read them and present in the class and have discussion on these.

MX3084

DISASTER RISK REDUCTION AND MANAGEMENT

L T P C

3 0 0 0

COURSE OBJECTIVE

- To impart knowledge on concepts related to disaster, disaster risk reduction, disaster management
- To acquaint with the skills for planning and organizing disaster response

UNIT I

HAZARDS, VULNERABILITY AND DISASTER RISKS

9

Definition: Disaster, Hazard, Vulnerability, Resilience, Risks – Types of Disasters: Natural, Human induced, Climate change induced –Earthquake, Landslide, Flood, Drought, Fire etc – Technological disasters- Structural collapse, Industrial accidents, oil spills -Causes, Impacts including social, Economic, political, environmental, health, psychosocial, etc.- Disaster vulnerability profile of India and Tamil Nadu - Global trends in disasters: urban disasters, pandemics, Complex emergencies, - -, Inter relations between Disasters and Sustainable development Goals.

UNIT II

DISASTER RISK REDUCTION (DRR)

9

Sendai Framework for Disaster Risk Reduction, Disaster cycle - Phases, Culture of safety, prevention, mitigation and preparedness community Based DRR, Structural- nonstructural measures, Roles and responsibilities of- community, Panchayati Raj Institutions / Urban Local Bodies (PRIs/ULBs), States, Centre, and other stakeholders- Early Warning System – Advisories from Appropriate Agencies.- Relevance of indigenous Knowledge, appropriate technology and Local resources.

UNIT III

DISASTER MANAGEMENT

9

Components of Disaster Management – Preparedness of rescue and relief, mitigation, rehabilitation and reconstruction- Disaster Risk Management and post disaster management – Compensation and Insurance- Disaster Management Act (2005) and Policy - Other related policies, plans, programmes and legislation - Institutional Processes and Framework at State and Central Level- (NDMA –SDMA-DDMA-NRDF- Civic Volunteers)

UNIT IV

TOOLS AND TECHNOLOGY FOR DISASTER MANAGEMENT

9

Early warning systems -Components of Disaster Relief: Water, Food, Sanitation, Shelter, Health, Waste Management, Institutional arrangements (Mitigation, Response and Preparedness, – Role of GIS and Information Technology Components in Preparedness, Risk Assessment, Response and Recovery Phases of Disaster – Disaster Damage Assessment. - Elements of Climate Resilient Development –Standard operation Procedure for disaster response – Financial planning for disaster Management

UNIT V DISASTER MANAGEMENT: CASE STUDIES**9**

Discussion on selected case studies to analyse the potential impacts and actions in the contest of disasters-Landslide Hazard Zonation: Earthquake Vulnerability Assessment of Buildings and Infrastructure: Case Studies, Drought Assessment: Case Studies, Coastal Flooding: Storm Surge Assessment, Floods: Fluvial and Pluvial Flooding: Case Studies; Forest Fire: Case Studies, Man Made disasters: Case Studies, Space Based Inputs for Disaster Mitigation and Management and field works related to disaster management.- Field work-Mock drill -

TOTAL : 45 PERIODS**TEXT BOOKS:**

- 1 Taimpo (2016), Disaster Management and Preparedness, CRC Publications
- 2 Singh R (2017), Disaster Management Guidelines for earthquakes, Landslides, Avalanches and tsunami, Horizon Press Publications
- 3 Singhal J.P. "Disaster Management", Laxmi Publications, 2010. ISBN-10: 9380386427 ISBN-13: 978-9380386423
- 4 Tushar Bhattacharya, "Disaster Science and Management", McGraw Hill India Education Pvt. Ltd., 2012. ISBN-10: 1259007367, ISBN-13: 978-1259007361]

REFERENCES

1. Govt. of India: Disaster Management Act, Government of India, New Delhi, 2005.
2. Government of India, National Disaster Management Policy, 2009.
3. Shaw R (2016), Community based Disaster risk reduction, Oxford University Press

COURSE OUTCOME:

CO1: To impart knowledge on the concepts of Disaster, Vulnerability and Disaster Risk reduction (DRR)

CO2: To enhance understanding on Hazards, Vulnerability and Disaster Risk Assessment prevention and risk reduction

CO3: To develop disaster response skills by adopting relevant tools and technology

CO4: Enhance awareness of institutional processes for Disaster response in the country and

CO5: Develop rudimentary ability to respond to their surroundings with potential Disaster response in areas where they live, with due sensitivity

CO's – PO's & PSO's MAPPING

CO's	PO's												PSO's		
	1	2	3	4	5	6	7	8	9	10	11	12	1	2	3
1	3	3	2	3	-	-	2	2	-	-	2	-	2	-	1
2	3	3	3	3	-	-	2	1	-	-	2	-	2	-	1
3	3	3	3	3	-	-	2	2	-	-	-	-	2	-	1
4	3	3	2	3	-	-	2	1	-	-	2	-	2	-	1
5	3	3	2	3	-	-	2	2	-	-	2	-	3	-	1
AVG	3	3	3	3	-	-	2	2	-	-	2	-	2	-	1

MANDATORY COURSES II

MX3085

**WELL-BEING WITH TRADITIONAL PRACTICES-YOGA,
AYURVEDA AND SIDDHA**

**L T P C
3 0 0 0**

COURSE OBJECTIVES:

- To enjoy life happily with fun filled new style activities that help to maintain health also
- To adapt a few lifestyle changes that will prevent many health disorders
- To be cool and handbill every emotion very smoothly in every walk of life
- To learn to eat cost effective but healthy foods that are rich in essential nutrients
- To develop immunity naturally that will improve resistance against many health disorders

UNIT I HEALTH AND ITS IMPORTANCE

2+4

Health: Definition - Importance of maintaining health - More importance on prevention than treatment

Ten types of health one has to maintain - Physical health - Mental health - Social health - Financial health - Emotional health - Spiritual health - Intellectual health - Relationship health - Environmental health - Occupational/Professional health.

Present health status - The life expectancy-present status - mortality rate - dreadful diseases - Non-communicable diseases (NCDs) the leading cause of death - 60% - heart disease – cancer – diabetes - chronic pulmonary diseases - risk factors – tobacco – alcohol - unhealthy diet - lack of physical activities.

Types of diseases and disorders - Lifestyle disorders – Obesity – Diabetes - Cardiovascular diseases – Cancer – Strokes – COPD - Arthritis - Mental health issues.

Causes of the above diseases / disorders - Importance of prevention of illness - Takes care of health - Improves quality of life - Reduces absenteeism - Increase satisfaction - Saves time

Simple lifestyle modifications to maintain health - Healthy Eating habits (Balanced diet according to age) Physical Activities (Stretching exercise, aerobics, resisting exercise) - Maintaining BMI-Importance and actions to be taken

UNIT II DIET

4+6

Role of diet in maintaining health - energy one needs to keep active throughout the day - nutrients one needs for growth and repair - helps one to stay strong and healthy - helps to prevent diet-related illness, such as some cancers - keeps active and - helps one to maintain a healthy weight - helps to reduce risk of developing lifestyle disorders like diabetes – arthritis – hypertension – PCOD – infertility – ADHD – sleeplessness -helps to reduce the risk of heart diseases - keeps the teeth and bones strong.

Balanced Diet and its 7 Components - Carbohydrates – Proteins – Fats – Vitamins – Minerals - Fibre and Water.

Food additives and their merits & demerits - Effects of food additives - Types of food additives - Food additives and processed foods - Food additives and their reactions

Definition of BMI and maintaining it with diet

Importance - Consequences of not maintaining BMI - different steps to maintain optimal BM

Common cooking mistakes

Different cooking methods, merits and demerits of each method

UNIT III ROLE OF AYURVEDA & SIDDHA SYSTEMS IN MAINTAINING HEALTH 4+4

AYUSH systems and their role in maintaining health - preventive aspect of AYUSH - AYUSH as a soft therapy.

Secrets of traditional healthy living - Traditional Diet and Nutrition - Regimen of Personal and Social Hygiene - Daily routine (Dinacharya) - Seasonal regimens (Ritucharya) - basic sanitation and healthy living environment - Sadvritta (good conduct) - for conducive social life.

Principles of Siddha & Ayurveda systems - Macrocosm and Microcosm theory - Pancheekarana Theory / (Five Element Theory) 96 fundamental Principles - Uyir Thathukkal (Tri-Dosha Theory) - Udai Thathukkal

Prevention of illness with our traditional system of medicine

Primary Prevention - To decrease the number of new cases of a disorder or illness - Health promotion/education, and - Specific protective measures - Secondary Prevention - To lower the rate of established cases of a disorder or illness in the population (prevalence) - Tertiary Prevention - To decrease the amount of disability associated with an existing disorder.

UNIT IV MENTAL WELLNESS 3+4

Emotional health - Definition and types - Three key elements: the subjective experience - the physiological response - the behavioral response - Importance of maintaining emotional health - Role of emotions in daily life - Short term and long term effects of emotional disturbances - Leading a healthy life with emotions - Practices for emotional health - Recognize how thoughts influence emotions - Cultivate positive thoughts - Practice self-compassion - Expressing a full range of emotions.

Stress management - Stress definition - Stress in daily life - How stress affects one's life - Identifying the cause of stress - Symptoms of stress - Managing stress (habits, tools, training, professional help) - Complications of stress mismanagement.

Sleep - Sleep and its importance for mental wellness - Sleep and digestion.

Immunity - Types and importance - Ways to develop immunity

UNIT V YOGA 2+12

Definition and importance of yoga - Types of yoga - How to Choose the Right Kind for individuals according to their age - The Eight Limbs of Yoga - Simple yogasanas for cure and prevention of health disorders - What yoga can bring to our life.

TOTAL : 45 PERIODS

TEXT BOOKS:

1. Nutrition and Dietetics - Ashley Martin, Published by White Word Publications, New York, NY 10001, USA
2. Yoga for Beginners_ 35 Simple Yoga Poses to Calm Your Mind and Strengthen Your Body, by Cory Martin, Copyright © 2015 by Althea Press, Berkeley, California

REFERENCES:

1. WHAT WE KNOW ABOUT EMOTIONAL INTELLIGENCE How It Affects Learning, Work, Relationships, and Our Mental Health, by Moshe Zeidner, Gerald Matthews, and Richard D. Roberts
A Bradford Book, The MIT Press, Cambridge, Massachusetts, London, England
2. The Mindful Self-Compassion Workbook, Kristin Neff, Ph.D Christopher Germer, Ph.D, Published by The Guilford Press A Division of Guilford Publications, Inc. 370 Seventh Avenue, Suite 1200, New York, NY 10001
 1. <https://www.ncbi.nlm.nih.gov/pmc/articles/PMC4799645/>
 2. **Simple lifestyle modifications to maintain health**
<https://www.niddk.nih.gov/health-information/diet-nutrition/changing-habits-better-health#:~:text=Make%20your%20new%20healthy%20habit,t%20have%20time%20to%20cook.>
 3. **Read more:** <https://www.legit.ng/1163909-classes-food-examples-functions.html>
 4. <https://www.yaclass.in/p/science-state-board/class-9/nutrition-and-health-5926>

5. **Benefits of healthy eating** <https://www.cdc.gov/nutrition/resources-publications/benefits-of-healthy-eating.html>
6. **Food additives** <https://www.betterhealth.vic.gov.au/health/conditionsandtreatments/food-additives>
7. **BMI** <https://www.hsph.harvard.edu/nutritionsource/healthy-weight/>
<https://www.who.int/europe/news-room/fact-sheets/item/a-healthy-lifestyle---who-recommendations>
8. **Yoga** <https://www.healthifyme.com/blog/types-of-yoga/>
<https://yogamedicine.com/guide-types-yoga-styles/>
Ayurveda : <https://vikaspedia.in/health/ayush/ayurveda-1/concept-of-healthy-living-in-ayurveda>
9. **Siddha** : http://www.tkdil.res.in/tkdil/langdefault/Siddha/Sid_Siddha_Concepts.asp
10. **CAM** : <https://www.hindawi.com/journals/ecam/2013/376327/>
11. **Preventive herbs** : <https://www.ncbi.nlm.nih.gov/pmc/articles/PMC3847409/>

COURSE OUTCOMES:

After completing the course, the students will be able to:

- Learn the importance of different components of health
- Gain confidence to lead a healthy life
- Learn new techniques to prevent lifestyle health disorders
- Understand the importance of diet and workouts in maintaining health

MX3086

HISTORY OF SCIENCE AND TECHNOLOGY IN INDIA

**LT P C
3 0 0 0**

UNIT I CONCEPTS AND PERSPECTIVES

Meaning of History

Objectivity, Determinism, Relativism, Causation, Generalization in History; Moral judgment in history

Extent of subjectivity, contrast with physical sciences, interpretation and speculation, causation verses evidence, concept of historical inevitability, Historical Positivism.

Science and Technology-Meaning, Scope and Importance, Interaction of science, technology & society, Sources of history on science and technology in India.

UNIT II HISTORIOGRAPHY OF SCIENCE AND TECHNOLOGY IN INDIA

Introduction to the works of D.D. Kosambi, Dharmapal, Debiprasad Chattopadhyay, Rehman, S. Irfan Habib, Deepak Kumar, Dhruv Raina, and others.

UNIT III SCIENCE AND TECHNOLOGY IN ANCIENT INDIA

Technology in pre-historic period

Beginning of agriculture and its impact on technology

Science and Technology during Vedic and Later Vedic times

Science and technology from 1st century AD to C-1200.

UNIT IV SCIENCE AND TECHNOLOGY IN MEDIEVAL INDIA

Legacy of technology in Medieval India, Interactions with Arabs

Development in medical knowledge, interaction between Unani and Ayurveda and alchemy

Astronomy and Mathematics: interaction with Arabic Sciences

Science and Technology on the eve of British conquest

UNIT V SCIENCE AND TECHNOLOGY IN COLONIAL INDIA

Science and the Empire

Indian response to Western Science

Growth of techno-scientific institutions

UNIT VI SCIENCE AND TECHNOLOGY IN A POST-INDEPENDENT INDIA

Science, Technology and Development discourse
Shaping of the Science and Technology Policy
Developments in the field of Science and Technology
Science and technology in globalizing India
Social implications of new technologies like the Information Technology and Biotechnology

TOTAL : 45 PERIODS

MX3087 POLITICAL AND ECONOMIC THOUGHT FOR A HUMANE SOCIETY L T P C
3 0 0 0

Pre-Requisite: None. (Desirable: Universal Human Values 1, Universal Human Values 2)

OBJECTIVES:

- This course will begin with a short overview of human needs and desires and how different political-economic systems try to fulfill them. In the process, we will end with a critique of different systems and their implementations in the past, with possible future directions.

COURSE TOPICS:

Considerations for humane society, holistic thought, human being's desires, harmony in self, harmony in relationships, society, and nature, societal systems. **(9 lectures, 1 hour each)**

(Refs: A Nagaraj, M K Gandhi, JC Kumarappa)

Capitalism – Free markets, demand-supply, perfect competition, laissez-faire, monopolies, imperialism. Liberal democracy. **(5 lectures)**

(Refs: Adam smith, J S Mill)

Fascism and totalitarianism. World war I and II. Cold war. **(2 lectures)**

Communism – Mode of production, theory of labour, surplus value, class struggle, dialectical materialism, historical materialism, Russian and Chinese models.

(Refs: Marx, Lenin, Mao, M N Roy) **(5 lectures)**

Welfare state. Relation with human desires. Empowered human beings, satisfaction. **(3 lectures)**

Gandhian thought. Swaraj, Decentralized economy & polity, Community. Control over one's lives. Relationship with nature. **(6 lectures)**

(Refs: M K Gandhi, Schumacher, Kumarappa)

Essential elements of Indian civilization. **(3 lectures)**

(Refs: Pt Sundarlal, R C Mazumdar, Dharampal)

Technology as driver of society, Role of education in shaping of society. Future directions. **(4 lectures)** (Refs: Nandkishore Acharya, David Dixon, Levis Mumford)

Conclusion (2 lectures)

Total lectures: 39

Preferred Textbooks: See Reference Books

Reference Books: Authors mentioned along with topics above. Detailed reading list will be provided.

GRADING:

Mid sems	30
End sem	20
Home Assign	10
Term paper	40

TOTAL : 45 PERIODS

OUTCOME:

- The students will get an understanding of how societies are shaped by philosophy, political and economic system, how they relate to fulfilling human goals & desires with some case studies of how different attempts have been made in the past and how they have fared.

MX3088

STATE, NATION BUILDING AND POLITICS IN INDIA

**L T P C
3 0 0 0**

OBJECTIVE:

The objective of the course is to provide an understanding of the state, how it works through its main organs, primacy of politics and political process, the concept of sovereignty and its changing contours in a globalized world. In the light of this, an attempt will be made to acquaint the students with the main development and legacies of national movement and constitutional development in India, reasons for adopting a Parliamentary-federal system, the broad philosophy of the Constitution of India and the changing nature of Indian Political System. Challenges/ problems and issues concerning national integration and nation-building will also be discussed in the contemporary context with the aim of developing a future vision for a better India.

TOPICS:

Understanding the need and role of State and politics.

Development of Nation-State, sovereignty, sovereignty in a globalized world.

Organs of State – Executive, Legislature, Judiciary. Separation of powers, forms of government-unitary-federal, Presidential-Parliamentary,
The idea of India.

1857 and the national awakening.

1885 Indian National Congress and development of national movement – its legacies. Constitution making and the Constitution of India.

Goals, objective and philosophy.

Why a federal system?

National integration and nation-building.

Challenges of nation-building – State against democracy (Kothari)

New social movements.

The changing nature of Indian Political System, the future scenario.

What can we do?

OUTCOME OF THE COURSE:

It is expected that this course will make students aware of the theoretical aspect of the state, its organs, its operationalization aspect, the background and philosophy behind the founding of the present political system, broad streams and challenges of national integration and nation-building in India. It will equip the students with the real understanding of our political system/ process in correct perspective and make them sit up and think for devising ways for better participation in the system with a view to making the governance and delivery system better for the common man who is often left unheard and unattended in our democratic setup besides generating a lot of dissatisfaction and difficulties for the system.

SUGGESTED READING:

- i. Sunil Khilnani, The Idea of India. Penguin India Ltd., New Delhi.
- ii. Madhav Khosla, The Indian Constitution, Oxford University Press. New Delhi, 2012.
- iii. Brij Kishore Sharma, Introduction to the Indian Constitution, PHI, New Delhi, latest edition.
- iv. Sumantra Bose, Transforming India: Challenges to the World's Largest Democracy, Picador India, 2013.
- v. Atul Kohli, Democracy and Discontent: India's Growing Crisis of Governability, Cambridge University Press, Cambridge, U. K., 1991.
- vi. M. P. Singh and Rekha Saxena, Indian Politics: Contemporary Issues and Concerns, PHI, New Delhi, 2008, latest edition.
- vii. Rajni Kothari, Rethinking Democracy, Orient Longman, New Delhi, 2005.

MX3089

INDUSTRIAL SAFETY

**L T P C
3 0 0 0**

OBJECTIVES

- To Understand the Introduction and basic Terminologies safety.
- To enable the students to learn about the Important Statutory Regulations and standards.
- To enable students to Conduct and participate the various Safety activities in the Industry.
- To have knowledge about Workplace Exposures and Hazards.
- To assess the various Hazards and consequences through various Risk Assessment Techniques.

UNIT I SAFETY TERMINOLOGIES

Hazard-Types of Hazard- Risk-Hierarchy of Hazards Control Measures-Lead indicators- lag Indicators-Flammability- Toxicity Time-weighted Average (TWA) - Threshold Limit Value (TLV) - Short Term Exposure Limit (STEL)- Immediately dangerous to life or health (IDLH)- acute and chronic Effects- Routes of Chemical Entry-Personnel Protective Equipment- Health and Safety Policy-Material Safety Data Sheet MSDS

UNIT II STANDARDS AND REGULATIONS

Indian Factories Act-1948- Health- Safety- Hazardous materials and Welfare- ISO 45001:2018 occupational health and safety (OH&S) - Occupational Safety and Health Audit IS14489:1998- Hazard Identification and Risk Analysis- code of practice IS 15656:2006

UNIT III SAFETY ACTIVITIES

Toolbox Talk- Role of safety Committee- Responsibilities of Safety Officers and Safety Representatives- Safety Training and Safety Incentives- Mock Drills- On-site Emergency Action Plan- Off-site Emergency Action Plan- Safety poster and Display- Human Error Assessment

UNIT IV WORKPLACE HEALTH AND SAFETY

Noise hazard- Particulate matter- musculoskeletal disorder improper sitting poster and lifting Ergonomics RULE & REBA- Unsafe act & Unsafe Condition- Electrical Hazards- Crane Safety-Toxic gas Release

UNIT V HAZARD IDENTIFICATION TECHNIQUES

Job Safety Analysis-Preliminary Hazard Analysis-Failure mode and Effects Analysis- Hazard and Operability- Fault Tree Analysis- Event Tree Analysis Qualitative and Quantitative Risk Assessment- Checklist Analysis- Root cause analysis- What-If Analysis- and Hazard Identification and Risk Assessment

TOTAL : 45 PERIODS

Course outcomes

on completion of this course the student will be able:

- Understand the basic concept of safety.
- Obtain knowledge of Statutory Regulations and standards.
- Know about the safety Activities of the Working Place.
- Analyze on the impact of Occupational Exposures and their Remedies
- Obtain knowledge of Risk Assessment Techniques.

TEXTBOOKS

1. R.K. Jain and Prof. Sunil S. Rao Industrial Safety, Health and Environment Management Systems KHANNA PUBLISHER
2. L. M. Deshmukh Industrial Safety Management: Hazard Identification and Risk Control McGraw-Hill Education

REFERENCES

1. Frank Lees (2012) 'Lees' Loss Prevention in Process Industries.Butterworth-Heinemann publications, UK, 4th Edition.
2. John Ridley & John Channing (2008)Safety at Work: Routledge, 7th Edition.
3. Dan Petersen (2003) Techniques of Safety Management: A System Approach.
4. Alan Waring.(1996).Safety management system: Chapman &Hall,England
5. Society of Safety Engineers, USA

ONLINE RESOURCES

ISO 45001:2018 occupational health and safety (OH&S) International Organization for Standardization <https://www.iso.org/standard/63787.html>

Indian Standard code of practice on occupational safety and health audit

<https://law.resource.org/pub/in/bis/S02/is.14489.1998.pdf>

Indian Standard code of practice on Hazard Identification and Risk Analysis IS 15656:2006

<https://law.resource.org/pub/in/bis/S02/is.15656.2006.pdf>

PROGRESS THROUGH KNOWLEDGE

CO's – PO's & PSO's MAPPING

Course Outcomes	Statement	Program Outcome														
		PO 1	PO 2	PO 3	PO 4	PO 5	PO 6	PO 7	PO 8	PO 9	PO 10	PO 11	PO 12	PS O1	PS O2	PS O3
CO1	Understand the basic concept of safety.	3	3	3	1	1	3	2	2	3	3	1	3	3	3	3
CO2	Obtain knowledge of Statutory Regulations and standards.	2	3	2	2	1	3	2	3	3	2	1	3	3	3	3
CO3	Know about the safety Activities of the Working Place.	2	2	2	2	1	2	2	2	3	2	1	2	3	3	3
CO4	Analyze on the impact of Occupational Exposures and their Remedies	3	3	3	2	2	3	2	2	3	2	1	3	3	3	3
CO5	Obtain knowledge of Risk Assessment Techniques.	3	2	3	2	2	3	2	2	3	2	2	3	3	3	3
	Industrial safety	3	3	3	2	1	3	2	2	3	2	1	3	3	3	3

GE3751

PRINCIPLES OF MANAGEMENT

L T P C
3 0 0 3

COURSE OBJECTIVES:

- Sketch the Evolution of Management.
- Extract the functions and principles of management.
- Learn the application of the principles in an organization.
- Study the various HR related activities.
- Analyze the position of self and company goals towards business.

UNIT I INTRODUCTION TO MANAGEMENT AND ORGANIZATIONS 9

Definition of Management – Science or Art – Manager Vs Entrepreneur- types of managers- managerial roles and skills – Evolution of Management –Scientific, human relations, system and contingency approaches– Types of Business organization- Sole proprietorship, partnership, company-public and private sector enterprises- Organization culture and Environment – Current trends and issues in Management.

UNIT II PLANNING 9

Nature and purpose of planning – Planning process – Types of planning – Objectives – Setting objectives – Policies – Planning premises – Strategic Management – Planning Tools and Techniques – Decision making steps and process.

UNIT III ORGANISING**9**

Nature and purpose – Formal and informal organization – Organization chart – Organization structure – Types – Line and staff authority – Departmentalization – delegation of authority – Centralization and decentralization – Job Design - Human Resource Management – HR Planning, Recruitment, selection, Training and Development, Performance Management, Career planning and management.

UNIT IV DIRECTING**9**

Foundations of individual and group behaviour– Motivation – Motivation theories – Motivational techniques – Job satisfaction – Job enrichment – Leadership – types and theories of leadership – Communication – Process of communication – Barrier in communication – Effective communication – Communication and IT.

UNIT V CONTROLLING**9**

System and process of controlling – Budgetary and non - Budgetary control techniques – Use of computers and IT in Management control – Productivity problems and management – Control and performance – Direct and preventive control – Reporting.

TOTAL: 45 PERIODS**COURSE OUTCOMES:**

CO1: Upon completion of the course, students will be able to have clear understanding of managerial functions like planning, organizing, staffing, leading & controlling.

CO2: Have same basic knowledge on international aspect of management.

CO3: Ability to understand management concept of organizing.

CO4: Ability to understand management concept of directing.

CO5: Ability to understand management concept of controlling.

TEXT BOOKS:

1. Harold Koontz and Heinz Weihrich “Essentials of management” Tata McGraw Hill, 1998.
2. Stephen P. Robbins and Mary Coulter, “ Management”, Prentice Hall (India) Pvt. Ltd., 10th Edition, 2009.

REFERENCES:

1. Robert Kreitner and Mamata Mohapatra, “ Management”, Biztantra, 2008.
2. Stephen A. Robbins and David A. Decenzo and Mary Coulter, “Fundamentals of Management” Pearson Education, 7th Edition, 2011.
3. Tripathy PC and Reddy PN, “Principles of Management”, Tata McGraw Hill, 1999.

CO's	PO's												PSO's		
	1	2	3	4	5	6	7	8	9	10	11	12	1	2	3
1	3		-	-	-	1	-	-	-	-	-	-	2	1	1
2	-	1	1	-	-	-	-	-	-	-	-	-	2	1	-
3	1		-	2	-	-	1	-	2	-	1	1	-	-	2
4	-	1	1	1	2	-	-	1	2	-	-	-	1	1	1
5	1		-	-	1	1	-	-	-	3	-	1	1	-	1
AVg.	1.66	1	1	1.5	1.5	1	1	1	2	3	1	1	1.5	1	1.25

COURSE OBJECTIVES:

- Teach the need for quality, its evolution, basic concepts, contribution of quality gurus, TQM framework, Barriers and Benefits of TQM.
- Explain the TQM Principles for application.
- Define the basics of Six Sigma and apply Traditional tools, New tools, Benchmarking and FMEA.
- Describe Taguchi's Quality Loss Function, Performance Measures and apply Techniques like QFD, TPM, COQ and BPR.
- Illustrate and apply QMS and EMS in any organization.

UNIT I INTRODUCTION 9

Introduction - Need for quality - Evolution of quality - Definition of quality - Dimensions of product and service quality –Definition of TQM-- Basic concepts of TQM - Gurus of TQM (Brief introduction) -- TQM Framework- Barriers to TQM –Benefits of TQM.

UNIT II TQM PRINCIPLES 9

Leadership - Deming Philosophy, Quality Council, Quality statements and Strategic planning- Customer Satisfaction –Customer Perception of Quality, Feedback, Customer complaints, Service Quality, Kano Model and Customer retention – Employee involvement – Motivation, Empowerment, Team and Teamwork, Recognition & Reward and Performance Appraisal-- Continuous process improvement –Juran Trilogy, PDSA cycle, 5S and Kaizen - Supplier partnership – Partnering, Supplier selection, Supplier Rating and Relationship development.

UNIT III TQM TOOLS & TECHNIQUES I 9

The seven traditional tools of quality - New management tools - Six-sigma Process Capability- Bench marking - Reasons to benchmark, Benchmarking process, What to Bench Mark, Understanding Current Performance, Planning, Studying Others, Learning from the data, Using the findings, Pitfalls and Criticisms of Benchmarking - FMEA - Intent , Documentation, Stages: Design FMEA and Process FMEA.

UNIT IV TQM TOOLS & TECHNIQUES II 9

Quality circles – Quality Function Deployment (QFD) - Taguchi quality loss function – TPM – Concepts, improvement needs – Performance measures- Cost of Quality - BPR.

UNIT V QUALITY MANAGEMENT SYSTEM 9

Introduction-Benefits of ISO Registration-ISO 9000 Series of Standards-Sector-Specific Standards - AS 9100, TS16949 and TL 9000-- ISO 9001 Requirements-Implementation-Documentation- Internal Audits-Registration-ENVIRONMENTAL MANAGEMENT SYSTEM: Introduction—ISO 14000 Series Standards—Concepts of ISO 14001—Requirements of ISO 14001-Benefits of EMS.

TOTAL: 45 PERIODS**COURSE OUTCOMES:**

- CO1:** Ability to apply TQM concepts in a selected enterprise.
CO2: Ability to apply TQM principles in a selected enterprise.
CO3: Ability to understand Six Sigma and apply Traditional tools, New tools, Benchmarking and FMEA.
CO4: Ability to understand Taguchi's Quality Loss Function, Performance Measures and apply QFD, TPM, COQ and BPR.
CO5: Ability to apply QMS and EMS in any organization.

CO's- PO's & PSO's MAPPING

CO's	PO's												PSO's		
	1	2	3	4	5	6	7	8	9	10	11	12	1	2	3
1		3										3	2		3
2						3						3		2	
3					3				3					2	3
4		2			3	2	3	2				3	3	2	
5			3			3	3	2							
AVg.		2.5	3		3	2.6	3	2	3			3	2.5	2	3

TEXT BOOK:

1. Dale H.Besterfield, Carol B.Michna,Glen H. Bester field,MaryB.Sacre, HemantUrdhwareshe and RashmiUrdhwareshe, "Total Quality Management", Pearson Education Asia, RevisedThird Edition, Indian Reprint, Sixth Impression,2013.

REFERENCES:

- 1 Joel.E. Ross, "Total Quality Management – Text and Cases",Routledge.,2017.
2. Kiran.D.R, "Total Quality Management: Key concepts and case studies, Butterworth –Heinemann Ltd, 2016.
3. Oakland, J.S. "TQM – Text with Cases", Butterworth – Heinemann Ltd., Oxford, Third Edition,2003.
4. Suganthi,L and Anand Samuel, "Total Quality Management", Prentice Hall (India) Pvt. Ltd.,2006 .

GE3753 ENGINEERING ECONOMICS AND FINANCIAL ACCOUNTING

**LT P C
3 0 0 3**

COURSE OBJECTIVES:

- Understanding the concept of Engineering Economics.
- Implement various micro economics concept in real life.
- Gaining knowledge in the field of macro economics to enable the students to have better understanding of various components of macro economics.
- Understanding the different procedures of pricing.
- Learn the various cost related concepts in micro economics.

UNIT I DEMAND & SUPPLY ANALYSIS 9

Managerial Economics - Relationship with other disciplines - Firms: Types, objectives and goals - Managerial decisions - Decision analysis.Demand - Types of demand - Determinants of demand - Demand function – Demand elasticity - Demand forecasting - Supply - Determinants of supply - Supply function -Supply elasticity.

UNIT II PRODUCTION AND COST ANALYSIS 9

Production function - Returns to scale - Production optimization - Least cost input - Isoquants - Managerial uses of production function. Cost Concepts - Cost function - Determinants of cost - Short run and Long run cost curves - Cost Output Decision - Estimation of Cost.

UNIT III PRICING 9

Determinants of Price - Pricing under different objectives and different market structures - Price discrimination - Pricing methods in practice.

UNIT IV FINANCIAL ACCOUNTING (ELEMENTARY TREATMENT) 9

Balance sheet and related concepts - Profit & Loss Statement and related concepts - Financial Ratio Analysis - Cash flow analysis - Funds flow analysis - Comparative financial statements - Analysis & Interpretation of financial statements.

UNIT V CAPITAL BUDGETING (ELEMENTARY TREATMENT) 9

Investments - Risks and return evaluation of investment decision - Average rate of return - Payback Period - Net Present Value - Internal rate of return.

TOTAL: 45 PERIODS

COURSE OUTCOMES: Students able to

CO1: Upon successful completion of this course, students will acquire the skills to apply the basics of economics and cost analysis to engineering and take economically sound decisions

CO2: Evaluate the economic theories, cost concepts and pricing policies

CO3: Understand the market structures and integration concepts

CO4: Understand the measures of national income, the functions of banks and concepts of globalization

CO5: Apply the concepts of financial management for project appraisal

TEXT BOOKS:

1. Panneer Selvam, R, "Engineering Economics", Prentice Hall of India Ltd, New Delhi, 2001.
2. Managerial Economics: Analysis, Problems and Cases - P. L. Mehta, Edition, 13. Publisher, Sultan Chand, 2007.

REFERENCES:

1. Chan S.Park, "Contemporary Engineering Economics", Prentice Hall of India, 2011.
2. Donald.G. Newman, Jerome.P.Lavelle, "Engineering Economics and analysis" Engg. Press, Texas, 2010.
3. Degarmo, E.P., Sullivan, W.G and Canada, J.R, "Engineering Economy", Macmillan, New York, 2011.
4. Zahid A khan: Engineering Economy, "Engineering Economy", Dorling Kindersley, 2012
5. Dr. S. N. Maheswari and Dr. S.K. Maheshwari: Financial Accounting, Vikas, 2009

MAPPING OF COS AND POS:

CO's	PO's												PSO's		
	1	2	3	4	5	6	7	8	9	10	11	12	1	2	3
1		3								2			1	3	
2		3												2	2
3		2													
4	2	3	3		2								2	3	
5	3	3	3		2								2		2
AVg.	2.5	2.4	3		2					2			1.8	2.6	2

OBJECTIVE:

- To provide knowledge about management issues related to staffing,
- To provide knowledge about management issues related to training,
- To provide knowledge about management issues related to performance
- To provide knowledge about management issues related to compensation
- To provide knowledge about management issues related to human factors consideration and compliance with human resource requirements.

UNIT I INTRODUCTION TO HUMAN RESOURCE MANAGEMENT 9

The importance of human resources – Objective of Human Resource Management - Human resource policies - Role of human resource manager.

UNIT II HUMAN RESOURCE PLANNING 9

Importance of Human Resource Planning – Internal and External sources of Human Resources - Recruitment - Selection – Socialization.

UNIT III TRAINING AND EXECUTIVE DEVELOPMENT 9

Types of training and Executive development methods – purpose – benefits.

UNIT IV EMPLOYEE COMPENSATION 9

Compensation plan – Reward – Motivation – Career Development - Mentor – Protege relationships.

UNIT V PERFORMANCE EVALUATION AND CONTROL 9

Performance evaluation – Feedback - The control process – Importance – Methods – grievances – Causes – Redressal methods.

TOTAL: 45 PERIODS**COURSE OUTCOMES:**

- CO1:** Students would have gained knowledge on the various aspects of HRM
CO2: Students will gain knowledge needed for success as a human resources professional.
CO3: Students will develop the skills needed for a successful HR manager.
CO4: Students would be prepared to implement the concepts learned in the workplace.
CO5: Students would be aware of the emerging concepts in the field of HRM

TEXT BOOKS:

1. Decenzo and Robbins, "Human Resource Management", 8th Edition, Wiley, 2007.
2. John Bernardin. H., "Human Resource Management – An Experimental Approach", 5th Edition, Tata McGraw Hill, 2013, New Delhi.

REFERENCES:

1. Luis R., Gomez-Mejia, DavidB. Balkin and Robert L. Cardy, "Managing Human Resources", 7th Edition, PHI, 2012.
2. Dessler, "Human Resource Management", Pearson Education Limited, 2007.

CO's- PO's & PSO's MAPPING

CO's	PO's												PSO's		
	1	2	3	4	5	6	7	8	9	10	11	12	1	2	3
1	2	2	1	2	2	2	1	1	2	1	1	1	1	1	1
2	3	3	2	3	2	2	2	2	3	1	2	1	1	2	1
3	3	3	3	3	3	3	2	2	3	1	2	1	1	2	1
4	3	3	2	3	3	2	2	2	2	1	1	1	1	1	1
5	3	3	1	2	2	2	2	2	2	1	1	1	1	1	1
AVg.	2.8	2.8	1.8	2.6	2.6	2.2	1.8	1.8	2.4	1	1.4	1	1	1.4	1

COURSE OBJECTIVES:

The student should be made to:

- Learn the Evolution of Knowledge management.
- Be familiar with tools.
- Be exposed to Applications.
- Be familiar with some case studies.

UNIT I INTRODUCTION 9

Introduction: An Introduction to Knowledge Management - The foundations of knowledge management- including cultural issues- technology applications organizational concepts and processes- management aspects- and decision support systems. The Evolution of Knowledge management: From Information Management to Knowledge Management - Key Challenges Facing the Evolution of Knowledge Management - Ethics for Knowledge Management.

UNIT II CREATING THE CULTURE OF LEARNING AND KNOWLEDGE SHARING 9

Organization and Knowledge Management - Building the Learning Organization. Knowledge Markets: Cooperation among Distributed Technical Specialists – Tacit Knowledge and Quality Assurance.

UNIT III KNOWLEDGE MANAGEMENT-THE TOOLS 9

Telecommunications and Networks in Knowledge Management - Internet Search Engines and Knowledge Management - Information Technology in Support of Knowledge Management - Knowledge Management and Vocabulary Control - Information Mapping in Information Retrieval - Information Coding in the Internet Environment - Repackaging Information.

UNIT IV KNOWLEDGE MANAGEMENT APPLICATION 9

Components of a Knowledge Strategy - Case Studies (From Library to Knowledge Center, Knowledge Management in the Health Sciences, Knowledge Management in Developing Countries).

UNIT V FUTURE TRENDS AND CASE STUDIES 9

Advanced topics and case studies in knowledge management - Development of a knowledge management map/plan that is integrated with an organization's strategic and business plan - A case study on Corporate Memories for supporting various aspects in the process life -cycles of an organization.

TOTAL: 45 PERIODS

COURSE OUTCOMES:

Upon completion of the course, the student should be able to:

- CO1:** Understand the process of acquiry knowledge from experts
- CO2:** Understand the learning organization.
- CO3:** Use the knowledge management tools.
- CO4:** Develop knowledge management Applications.
- CO5:** Design and develop enterprise applications.

CO's- PO's & PSO's MAPPING

CO's	PO's												PSO's			
	1	2	3	4	5	6	7	8	9	10	11	12	1	2	3	
1					1											
2					2								1			
3					2									2		
4				1	1				1					1		
5				1	1				1					1		
AVg.				1	1.4				1				1	1.33		

TEXT BOOK:

1. Srikantiah, T.K., Koenig, M., "Knowledge Management for the Information Professional" Information Today, Inc., 2000.

REFERENCE:

1. Nonaka, I., Takeuchi, H., "The Knowledge-Creating Company: How Japanese Companies Create the Dynamics of Innovation", Oxford University Press, 1995.

GE3792

INDUSTRIAL MANAGEMENT

L T P C
3 0 0 3

COURSE OBJECTIVES

- 1 To study the basic concepts of management; approaches to management; contributors to management studies; various forms of business organization and trade unions function in professional organizations.
- 2 To study the planning; organizing and staffing functions of management in professional organization.
- 3 To study the leading; controlling and decision making functions of management in professional organization.
- 4 To learn the organizational theory in professional organization.
- 5 To learn the principles of productivity and modern concepts in management in professional organization.

UNIT I INTRODUCTION TO MANAGEMENT 9

Management: Introduction; Definition and Functions – Approaches to the study of Management – Mintzberg's Ten Managerial Roles – Principles of Taylor; Fayol; Weber; Parker – Forms of Organization: Sole Proprietorship; Partnership; Company (Private and Public); Cooperative – Public Sector Vs Private Sector Organization – Business Environment: Economic; Social; Political; Legal – Trade Union: Definition; Functions; Merits & Demerits.

UNIT II FUNCTIONS OF MANAGEMENT - I 9

Planning: Characteristics; Nature; Importance; Steps; Limitation; Planning Premises; Strategic Planning; Vision & Mission statement in Planning– Organizing: Organizing Theory; Principles; Types; Departmentalization; Centralization and Decentralization; Authority & Responsibility – Staffing: Systems Approach; Recruiting and Selection Process; Human Resource Development (HRD) Concept and Design.

UNIT III FUNCTIONS OF MANAGEMENT - II 9

Directing (Leading): Leadership Traits; Style; Morale; Managerial Grids (Blake-Mounton, Reddin) –

Communication: Purpose; Model; Barriers – Controlling: Process; Types; Levels; Guidelines; Audit (External, Internal, Merits); Preventive Control – Decision Making: Elements; Characteristics; Nature; Process; Classifications.

UNIT IV ORGANIZATION THEORY

9

Organizational Conflict: Positive Aspects; Individual; Role; Interpersonal; Intra Group; Inter Group; Conflict Management – Maslow's hierarchy of needs theory; Herzberg's motivation-hygiene theory; McClelland's three needs motivation theory; Vroom's valence-expectancy theory – Change Management: Concept of Change; Lewin's Process of Change Model; Sources of Resistance; Overcoming Resistance; Guidelines to managing Conflict.

UNIT V PRODUCTIVITY AND MODERN TOPICS

9

Productivity: Concept; Measurements; Affecting Factors; Methods to Improve – Modern Topics (concept, feature/characteristics, procedure, merits and demerits): Business Process Reengineering (BPR); Benchmarking; SWOT/SWOC Analysis; Total Productive Maintenance; Enterprise Resource Planning (ERP); Management of Information Systems (MIS).

TOTAL: 45 PERIODS

COURSE OUTCOMES:

At the end of the course the students would be able to

- CO1 Explain basic concepts of management; approaches to management; contributors to management studies; various forms of business organization and trade unions function in professional organizations.
- CO2 Discuss the planning; organizing and staffing functions of management in professional organization.
- CO3 Apply the leading; controlling and decision making functions of management in professional organization.
- CO4 Discuss the organizational theory in professional organization.
- CO5 Apply principles of productivity and modern concepts in management in professional organization.

TEXTBOOKS:

1. M. Govindarajan and S. Natarajan, "Principles of Management", Prentice Hall of India, New Delhi, 2009.
2. Koontz. H. and Weihrich. H., "Essentials of Management: An International Perspective", 8th Edition, Tata McGrawhill, New Delhi, 2010.

REFERENCES:

1. Joseph J, Massie, "Essentials of Management", 4th Edition, Pearson Education, 1987.
2. Saxena, P. K., "Principles of Management: A Modern Approach", Global India Publications, 2009.
3. S.Chandran, "Organizational Behaviours", Vikas Publishing House Pvt. Ltd., 1994.
4. Richard L. Daft, "Organization Theory and Design", South Western College Publishing, 11th Edition, 2012.
5. S. Trevis Certo, "Modern Management Concepts and Skills", Pearson Education, 2018.

MAPPING OF COS AND POS:

CO	PO												PSO		
	1	2	3	4	5	6	7	8	9	10	11	12	1	2	3
1	1	1	1	1	1	3	2	3	2	3	1	3	1	1	1
2	1	1	1	1	1	3	2	3	2	3	1	3	1	1	1
3	1	1	1	1	1	3	2	3	2	3	1	3	1	1	1
4	1	1	1	1	1	3	2	3	2	3	1	3	1	1	1
5	1	1	1	1	1	3	2	3	2	3	1	3	1	1	1



OPEN ELECTIVE I

OCS351 ARTIFICIAL INTELLIGENCE AND MACHINE LEARNING FUNDAMENTALS

L T P C
2 0 2 3

OBJECTIVES:

The main objectives of this course are to:

1. Understand the importance, principles, and search methods of AI
2. Provide knowledge on predicate logic and Prolog.
3. Introduce machine learning fundamentals
4. Study of supervised learning algorithms.
5. Study about unsupervised learning algorithms.

UNIT I INTELLIGENT AGENT AND UNINFORMED SEARCH 6

Introduction - Foundations of AI - History of AI - The state of the art - Risks and Benefits of AI - **Intelligent Agents** - Nature of Environment - Structure of Agent - Problem Solving Agents - Formulating Problems - **Uninformed Search** - Breadth First Search - Dijkstra's algorithm or uniform-cost search - Depth First Search - Depth Limited Search

UNIT II PROBLEM SOLVING WITH SEARCH TECHNIQUES 6

Informed Search - Greedy Best First - A* algorithm - Adversarial Game and Search - **Game theory** - Optimal decisions in game - Min Max Search algorithm - Alpha-beta pruning - **Constraint Satisfaction Problems (CSP)** - Examples - Map Coloring - Job Scheduling - Backtracking Search for CSP

UNIT III LEARNING 6

Machine Learning: Definitions – Classification - Regression - approaches of machine learning models - Types of learning - Probability - Basics - Linear Algebra – Hypothesis space and inductive bias, Evaluation. Training and test sets, cross validation, Concept of over fitting, under fitting, Bias and Variance - **Regression**: Linear Regression - Logistic Regression

UNIT IV SUPERVISED LEARNING 6

Neural Network: Introduction, Perceptron Networks – Adaline - Back propagation networks - **Decision Tree**: Entropy – Information gain - Gini Impurity - classification algorithm - Rule based Classification - **Naïve Bayesian classification** - **Support Vector Machines (SVM)**

UNIT V UNSUPERVISED LEARNING 6

Unsupervised Learning – Principle Component Analysis - **Neural Network**: Fixed Weight Competitive Nets - Kohonen Self-Organizing Feature Maps – **Clustering**: Definition - Types of Clustering – Hierarchical clustering algorithms – k-means algorithm

TOTAL : 30 PERIODS

PRACTICAL EXERCISES: 30 PERIODS

Programs for Problem solving with Search

1. Implement breadth first search
2. Implement depth first search
3. Analysis of breadth first and depth first search in terms of time and space
4. Implement and compare Greedy and A* algorithms.

Supervised learning

5. Implement the non-parametric locally weighted regression algorithm in order to fit data points. Select appropriate data set for your experiment and draw graphs
6. Write a program to demonstrate the working of the decision tree based algorithm.
7. Build an artificial neural network by implementing the back propagation algorithm and test the same using appropriate data sets.
8. Write a program to implement the naïve Bayesian classifier.

Unsupervised learning

9. Implementing neural network using self-organizing maps
10. Implementing k-Means algorithm to cluster a set of data.
11. Implementing hierarchical clustering algorithm.

Note:

- Installation of gnu-prolog, Study of Prolog (gnu-prolog).
- The programs can be implemented in using C++/JAVA/ Python or appropriate tools can be used by designing good user interface
- Data sets can be taken from standard repositories (<https://archive.ics.uci.edu/ml/datasets.html>) or constructed by the students.

OUTCOMES:

CO1: Understand the foundations of AI and the structure of Intelligent Agents

CO2: Use appropriate search algorithms for any AI problem

CO3: Study of learning methods

CO4: Solving problem using Supervised learning

CO5: Solving problem using Unsupervised learning

TOTAL PERIODS: 60

TEXT BOOK

1. S. Russell and P. Norvig, "Artificial Intelligence: A Modern Approach", Prentice Hall, Fourth Edition, 2021
2. S.N.Sivanandam and S.N.Deepa, Principles of soft computing-Wiley India.3 rd ed,

REFERENCES

1. Machine Learning. Tom Mitchell. First Edition, McGraw- Hill, 1997.
2. I. Bratko, "Prolog: Programming for Artificial Intelligencell, Fourth edition, Addison-Wesley Educational Publishers Inc., 2011.
3. C. Muller & Sarah Alpaydin, Ethem. Introduction to machine learning. MIT press, 2020.

OCS353

DATA SCIENCE FUNDAMENTALS

L T P C
2 0 2 3

COURSE OBJECTIVES:

- Familiarize students with the data science process.
- Understand the data manipulation functions in Numpy and Pandas.
- Explore different types of machine learning approaches.
- Understand and practice visualization techniques using tools.
- Learn to handle large volumes of data with case studies.

UNIT I INTRODUCTION

6

Data Science: Benefits and uses – facets of data - Data Science Process: Overview – Defining research goals – Retrieving data – data preparation - Exploratory Data analysis – build the model – presenting findings and building applications - Data Mining - Data Warehousing – Basic statistical descriptions of Data.

UNIT II DATA MANIPULATION

9

Python Shell - Jupyter Notebook - IPython Magic Commands - NumPy Arrays-Universal Functions – Aggregations – Computation on Arrays – Fancy Indexing – Sorting arrays – Structured data – Data manipulation with Pandas – Data Indexing and Selection – Handling missing data – Hierarchical indexing – Combining datasets – Aggregation and Grouping – String operations – Working with time series – High performance

UNIT III MACHINE LEARNING 5
The modeling process - Types of machine learning - Supervised learning - Unsupervised learning - Semi-supervised learning- Classification, regression - Clustering – Outliers and Outlier Analysis

UNIT IV DATA VISUALIZATION 5
Importing Matplotlib – Simple line plots – Simple scatter plots – visualizing errors – density and contour plots – Histograms – legends – colors – subplots – text and annotation – customization – three dimensional plotting - Geographic Data with Basemap - Visualization with Seaborn

UNIT V HANDLING LARGE DATA 5
Problems - techniques for handling large volumes of data - programming tips for dealing with large data sets- Case studies: Predicting malicious URLs, Building a recommender system - Tools and techniques needed - Research question - Data preparation - Model building – Presentation and automation.

30 PERIODS

PRACTICAL EXERCISES:

30 PERIODS

LAB EXERCISES

1. Download, install and explore the features of Python for data analytics.
2. Working with Numpy arrays
3. Working with Pandas data frames
4. Basic plots using Matplotlib
5. Statistical and Probability measures
 - a) Frequency distributions
 - b) Mean, Mode, Standard Deviation
 - c) Variability
 - d) Normal curves
 - e) Correlation and scatter plots
 - f) Correlation coefficient
 - g) Regression
6. Use the standard benchmark data set for performing the following:
 - a) Univariate Analysis: Frequency, Mean, Median, Mode, Variance, Standard Deviation, Skewness and Kurtosis.
 - b) Bivariate Analysis: Linear and logistic regression modelling.
7. Apply supervised learning algorithms and unsupervised learning algorithms on any data set.
8. Apply and explore various plotting functions on any data set.

Note: Example data sets like: UCI, Iris, Pima Indians Diabetes etc.

COURSE OUTCOMES:

At the end of this course, the students will be able to:

- CO1:** Gain knowledge on data science process.
- CO2:** Perform data manipulation functions using Numpy and Pandas.
- CO3:** Understand different types of machine learning approaches.
- CO4:** Perform data visualization using tools.
- CO5:** Handle large volumes of data in practical scenarios.

TOTAL PERIODS:60

TEXT BOOKS

1. David Cielen, Arno D. B. Meysman, and Mohamed Ali, "Introducing Data Science", Manning Publications, 2016.
2. Jake VanderPlas, "Python Data Science Handbook", O'Reilly, 2016.

REFERENCES

1. Robert S. Witte and John S. Witte, "Statistics", Eleventh Edition, Wiley Publications, 2017.
2. Allen B. Downey, "Think Stats: Exploratory Data Analysis in Python", Green Tea Press, 2014.

OPEN ELECTIVE II

CCS334

BIG DATA ANALYTICS

L T P C
2 0 2 3

COURSE OBJECTIVES:

- To understand big data.
- To learn and use NoSQL big data management.
- To learn mapreduce analytics using Hadoop and related tools.
- To work with map reduce applications
- To understand the usage of Hadoop related tools for Big Data Analytics

UNIT I UNDERSTANDING BIG DATA 5

Introduction to big data – convergence of key trends – unstructured data – industry examples of big data – web analytics – big data applications– big data technologies – introduction to Hadoop – open source technologies – cloud and big data – mobile business intelligence – Crowd sourcing analytics – inter and trans firewall analytics.

UNIT II NOSQL DATA MANAGEMENT 7

Introduction to NoSQL – aggregate data models – key-value and document data models – relationships – graph databases – schemaless databases – materialized views – distribution models – master-slave replication – consistency - Cassandra – Cassandra data model – Cassandra examples – Cassandra clients

UNIT III MAP REDUCE APPLICATIONS 6

MapReduce workflows – unit tests with MRUnit – test data and local tests – anatomy of MapReduce job run – classic Map-reduce – YARN – failures in classic Map-reduce and YARN – job scheduling – shuffle and sort – task execution – MapReduce types – input formats – output formats.

UNIT IV BASICS OF HADOOP 6

Data format – analyzing data with Hadoop – scaling out – Hadoop streaming – Hadoop pipes – design of Hadoop distributed file system (HDFS) – HDFS concepts – Java interface – data flow – Hadoop I/O – data integrity – compression – serialization – Avro – file-based data structures - Cassandra – Hadoop integration.

UNIT V HADOOP RELATED TOOLS 6

Hbase – data model and implementations – Hbase clients – Hbase examples – praxis.
Pig – Grunt – pig data model – Pig Latin – developing and testing Pig Latin scripts.
Hive – data types and file formats – HiveQL data definition – HiveQL data manipulation – HiveQL queries.

TOTAL:30 PERIODS

COURSE OUTCOMES:

After the completion of this course, students will be able to:

CO1:Describe big data and use cases from selected business domains.

CO2:Explain NoSQL big data management.

CO3:Install, configure, and run Hadoop and HDFS.

CO4:Perform map-reduce analytics using Hadoop.

CO5:Use Hadoop-related tools such as HBase, Cassandra, Pig, and Hive for big data analytics.

LIST OF EXPERIMENTS:

30 PERIODS

1. Downloading and installing Hadoop; Understanding different Hadoop modes. Startup scripts, Configuration files.
2. Hadoop Implementation of file management tasks, such as Adding files and directories, retrieving files and Deleting files
3. Implement of Matrix Multiplication with Hadoop Map Reduce
4. Run a basic Word Count Map Reduce program to understand Map Reduce Paradigm.
5. Installation of Hive along with practice examples.
7. Installation of HBase, Installing thrift along with Practice examples
8. Practice importing and exporting data from various databases.

Software Requirements:

Cassandra, Hadoop, Java, Pig, Hive and HBase.

TOTAL:60 PERIODS

TEXT BOOKS:

1. Michael Minelli, Michelle Chambers, and AmbigaDhiraj, "Big Data, Big Analytics: Emerging Business Intelligence and Analytic Trends for Today's Businesses", Wiley, 2013.
2. Eric Sammer, "Hadoop Operations", O'Reilley, 2012.
3. Sadalage, Pramod J. "NoSQL distilled", 2013

REFERENCES:

1. E. Capriolo, D. Wampler, and J. Rutherglen, "Programming Hive", O'Reilley, 2012.
2. Lars George, "HBase: The Definitive Guide", O'Reilley, 2011.
3. Eben Hewitt, "Cassandra: The Definitive Guide", O'Reilley, 2010.
4. Alan Gates, "Programming Pig", O'Reilley, 2011.

MAPPING OF CO'S WITH PO'S AND PSO'S

CO's	PO's												PSO's		
	1	2	3	4	5	6	7	8	9	10	11	12	1	2	3
1	3	3	3	3	3	-	-	-	2	2	3	1	1	3	3
2	3	3	2	3	2	-	-	-	2	2	3	3	2	3	2
3	3	3	3	2	3	-	-	-	2	2	1	2	2	3	3
4	2	3	3	3	3	-	-	-	2	2	3	2	3	3	2
5	3	3	3	3	3	-	-	-	3	1	3	2	3	2	3
Avg.	2.8	3	2.8	2.8	2.8	-	-	-	2.2	1.8	2.6	2	2.2	2.8	2.6

1 - low, 2 - medium, 3 - high, '-' - no correlation

OBJECTIVES:

1. To learn about Laws and Regulation
2. To acquire the knowledge of Regulations of Fintech firm and their role in Market

UNIT I INTRODUCTION**9**

The Role of the Regulators, Equal Treatment and Competition, Need for a regulatory assessment of Fintech, India Regulations, The Risks to Consider, Regtech and SupTech, The rise of TechFins, Regulatory sandboxes, compliance and whistleblowing.

UNIT II INNOVATION AND REGULATION**9**

The technology, market and the law, Regulation and Innovation in Banking and Finance, Regulations of Fintech Firms and their role in Market-Based Chains, Current Regulatory Approach, Fintech Innovations in Banking, Asset Management, Insurance, Pensions and Healthcare Schemes, Patentability of FinTech inventions.

UNIT III CROWDFUNDING AND DIGITAL ASSETS**9**

Types of crowdfunding, The Jobs Act, Regulation crowdfunding, Regulation A+, Regulation D crowdfunding, Intrastate offerings, Digital Assets – Three uses of Digital Assets, A world of Altcoins, Stablecoins, Digital Asset Forks, Initial Coin Offerings, Regulatory Framework for Digital and Crypto Assets, Central Bank Digital Currencies.

UNIT IV MARKETPLACE LENDING AND MOBILE PAYMENTS**9**

Online Lending Business Models, Payday Loans, Consumer Protection Laws, Debt Collection, Equal Credit Opportunity Act, Contract Formation and the E-Sign Act, Military Lending Act, Securities Laws Considerations, Mobile Devices, Payment Cards and the Law, Truth in Lending Act and Regulation Z, Card Act, Electronic Fund Transfer Act and Regulation E, Fair Credit Reporting Act, Federal Bank Secrecy Act, State Money Transmitter Laws.

UNIT V ANTI-MONEY LAUNDERING AND CYBERSECURITY**9**

Reporting requirements under the Bank Secrecy Act, Patriot Act, Penalties for violating the BSA, Virtual currencies and the Bank Secrecy Act, Cybersecurity Frameworks, Cybersecurity Act of 2015, Contractual and Self Regulatory obligations.

TOTAL:45 PERIODS**REFERENCES**

1. Jelena Madir, FinTech – Law and Regulation, Edward Elgar Publishing Limited, 2019
2. Valerio Lemma, Fintech Regulation : Exploring New Challenges of the Capital Markets Union, Palgrave Macmillan, 2020
3. Chris Brummer, Fintech Law in a Nutshell, West Academic Publishing, 2020
4. Bernardo Nicoletti, The Future of Fintech, Integrating Finance and Technology in Financial Services, Springer Nature, 2017
5. Kevin C. Taylor, FinTech Law : A Guide to Technology Law in the Financial Services Industry, BNA Books, 2014
6. Lee Reiners, FinTech Law and Policy, 2018

COURSE OBJECTIVES:

- To understand different Internet Technologies
- To learn java-specific web services architecture
- To Develop web applications using frameworks

UNIT I WEBSITE BASICS, HTML 5, CSS 3, WEB 2.0 7

Web Essentials: Clients, Servers and Communication – The Internet – World wide web – HTTP Request Message – HTTP Response Message – Web Clients – Web Servers – HTML5 – Tables – Lists – Image – HTML5 control elements – Drag and Drop – Audio – Video controls - CSS3 – Inline, embedded and external style sheets – Rule cascading – Inheritance – Backgrounds – Border Images – Colors – Shadows – Text – Transformations – Transitions – Animations. Bootstrap Framework

UNIT II CLIENT SIDE PROGRAMMING 6

Java Script: An introduction to JavaScript–JavaScript DOM Model-Exception Handling-Validation-Built-in objects-Event Handling- DHTML with JavaScript- JSON introduction – Syntax – Function Files.

UNIT III SERVER SIDE PROGRAMMING 5

Servlets: Java Servlet Architecture- Servlet Life Cycle- Form GET and POST actions- Session Handling- Understanding Cookies- DATABASE CONNECTIVITY: JDBC.

UNIT IV PHP and XML 6

An introduction to PHP: PHP- Using PHP- Variables- Program control- Built-in functions- Form Validation. XML: Basic XML- Document Type Definition- XML Schema, XML Parsers and Validation, XSL ,

UNIT V INTRODUCTION TO ANGULAR and WEB APPLICATIONS FRAMEWORKS 6

Introduction to AngularJS, MVC Architecture, Understanding ng attributes, Expressions and data binding, Conditional Directives, Style Directives, Controllers, Filters, Forms, Routers, Modules, Services; Web Applications Frameworks and Tools – Firebase- Docker- Node JS- React- Django- UI & UX.

COURSE OUTCOMES:

CO1: Construct a basic website using HTML and Cascading Style Sheets

CO2: Build dynamic web page with validation using Java Script objects and by applying different event handling mechanisms.

CO3: Develop server side programs using Servlets and JSP.

CO4: Construct simple web pages in PHP and to represent data in XML format.

CO5: Develop interactive web applications.

30 PERIODS**PRACTICAL EXERCISES:****30 PERIODS****List Of Experiments:**

1. Create a web page with the following using HTML.
 - To embed an image map in a web page.
 - To fix the hot spots.
 - Show all the related information when the hot spots are clicked.
2. Create a web page with all types of Cascading style sheets.
3. Client Side Scripts for Validating Web Form Controls using DHTML.
4. Installation of Apache Tomcat web server.
5. Write programs in Java using Servlets:
 - To invoke servlets from HTML forms.
 - Session Tracking.

6. Write programs in Java to create three-tier applications using JSP and Databases
 - For conducting on-line examination.
 - For displaying student mark list. Assume that student information is available in a database which has been stored in a database server.
7. Programs using XML – Schema – XSLT/XSL.

TOTAL:60 PERIODS

TEXTBOOKS

1. Deitel and Deitel and Nieto, Internet and World Wide Web - How to Program, Prentice Hall, 5th Edition, 2011.
2. Jeffrey C and Jackson, Web Technologies A Computer Science Perspective, Pearson Education, 2011.
3. Angular 6 for Enterprise-Ready Web Applications, Doguhan Uluca, 1st edition, Packt Publishing

REFERENCES:

1. Stephen Wynkoop and John Burke —Running a Perfect Website, QUE, 2nd Edition,1999.
2. Chris Bates, Web Programming – Building Intranet Applications, 3rd Edition, Wiley Publications, 2009.
3. Gopalan N.P. and Akilandeswari J., —Web Technology, Prentice Hall of India, 2011.
4. UttamK.Roy, —Web Technologies, Oxford University Press, 2011.
5. Angular: Up and Running: Learning Angular, Step by Step, Shyam Seshadri, 1st edition, O'Reilly

CO's- PO's & PSO's MAPPING

CO's	PO's												PSO's		
	1	2	3	4	5	6	7	8	9	10	11	12	1	2	3
1	3	2	3	3	3	-	-	-	1	3	3	1	3	2	3
2	2	2	2	1	2	-	-	-	2	2	1	3	2	2	2
3	1	1	3	2	3	-	-	-	1	2	1	1	1	2	1
4	2	3	3	1	2	-	-	-	3	1	2	2	2	2	2
5	1	2	3	2	2	-	-	-	2	1	3	1	1	1	2
AVg.	1.8	2	2.8	1.8	2.4	-	-	-	1.8	1.8	2	1.6	1.8	1.8	2

1 - low, 2 - medium, 3 - high, '-' - no correlation

CEC331

4G / 5G COMMUNICATION NETWORKS

**L T P C
2 0 2 3**

OBJECTIVES

- To learn the evolution of wireless networks.
- To get acquainted with the fundamentals of 5G networks.
- To study the processes associated with 5G architecture.
- To study spectrum sharing and spectrum trading.
- To learn the security features in 5G networks.

UNIT I EVOLUTION OF WIRELESS NETWORKS

6

Networks evolution: 2G,3G,4G, evolution of radio access networks, need for 5G. 4G versus 5G, Next Generation core(NG-core), visualized Evolved Packet core(vEPC).

UNIT II 5G CONCEPTS AND CHALLENGES

6

Fundamentals of 5G technologies, overview of 5G core network architecture,5G new radio and cloud technologies, Radio Access Technologies (RATs), EPC for 5G.

UNIT III NETWORK ARCHITECTURE AND THE PROCESSES **6**
 5G architecture and core, network slicing, multi access edge computing(MEC)visualization of 5G components, end-to-end system architecture, service continuity, relation to EPC, and edge computing. 5G protocols: 5G NAS,NGAP, GTP-U, IPsec and GRE.

UNIT IV DYNAMIC SPECTRUM MANAGEMENT AND MM-WAVES **6**
 Mobility management, Command and control, spectrum sharing and spectrum trading, cognitive radio based on 5G, millimeter waves.

UNIT V SECURITY IN 5G NETWORKS **6**
 Security features in 5G networks, network domain security, user domain security, flow based QoS framework,mitigating the threats in 5G.

30 PERIODS

PRACTICAL EXERCISES:

30 PERIODS

SIMULATION USING MATLAB

1. 5G-Compliant waveform generation and testing
2. Modeling of 5G Synchronization signal blocks and bursts
3. Channel modeling in 5G networks
4. Multiband OFDM demodulation
5. Perfect Channel estimation
6. Development of 5g New Radio Polar Coding

OUTCOMES

1. To understand the evolution of wireless networks.
2. To learn the concepts of 5G networks.
3. To comprehend the 5G architecture and protocols.
4. To understand the dynamic spectrum management.
5. To learn the security aspects in 5G networks.

TOTAL PERIODS 60

TEXT BOOKS

1. 5G Core networks: Powering Digitalization , Stephen Rommer, Academic Press,2019
2. An Introduction to 5G Wireless Networks : Technology, Concepts and Use cases, Saro Velrajan,First Edition, 2020.

REFERENCES

1. 5G Simplified: ABCs of Advanced Mobile Communications Jyrki. T.J.Penttinen,Copyrighted Material.
2. 5G system Design: An end to end Perspective , Wan Lee Anthony, Springer Publications,2019.

CO	PO1	PO2	PO3	PO4	PO5	PO6	PO7	PO8	PO9	PO10	PO11	PO12	PSO1	PSO2	PSO3
1	3	3	2	3	2	-	-	-	-	-	-	-	1	1	3
2	3	3	3	2	2	-	-	-	-	-	-	-	1	1	2
3	3	3	2	2	2	-	-	-	-	-	-	-	2	2	2
4	3	3	3	3	2	-	-	-	-	-	-	-	3	2	2
5	3	2	3	3	2	-	-	-	-	-	-	-	2	2	2
CO	3	2.8	2.6	2.6	2	-	-	-	-	-	-	-	1.8	1.6	2.2

OBJECTIVES:

- To learn the concept of orbital mechanics to find the trajectory/orbit of a space vehicle or a satellite.
- To Determine perturbation of satellite orbits and its mathematical background.
- To explain the concepts of transfer of spacecraft from one orbit to another.
- To explain the trajectory of various spacecrafts.
- To learn the concept of orbital mechanics to free flight phase of ballistic missiles.

UNIT I INTRODUCTION**6**

Celestial sphere, Ecliptic, Right ascension and Declination, Vernal equinox, Solar time and Sidereal time, Kepler's laws of planetary motion, Keplerian Orbital elements.

UNIT II TWO-BODY PROBLEM AND ORBIT PERTURBATIONS**12**

Two-body problem, Orbit equation, Orbital velocity and Orbital energy, Kepler's equation and Time of flight, Orbit perturbations, Special and General Perturbation methods.

UNIT III ORBITAL MANEUVERS**9**

Orbit transfer, In-plane orbit changes, Hohmann transfer, Bi-elliptic transfer, Out-of-plane orbit changes, Delta-v requirement and propellant mass for maneuvers.

UNIT IV INTERPLANETARY AND LUNAR TRAJECTORIES**9**

Sphere of Influence, Patched conic approximation with simplified example, Realistic interplanetary mission, Locating the planets, Design of departure and arrival trajectories, Gravity-assist maneuvers, Design of departure and arrival lunar trajectories.

UNIT V APPLICATION OF ORBITAL MECHANICS TO BALLISTIC MISSILES**9**

General ballistic missile problem, Geometry of ballistic missile trajectory, Free flight range, Flight-path angle, Maximum range trajectory, Time of free flight, Effect of launching errors, Influence coefficients, Effect of earth rotation.

TOTAL: 45 PERIODS**OUTCOMES:**

After successful completion of this course, the students will be able to

CO1: Apply the concepts of orbital mechanics to find the trajectory/orbit of a space vehicle or a satellite.

CO2: Discuss the perturbation of satellite orbits and its mathematical background.

CO3: Calculate the delta-v required for transferring a spacecraft from one orbit to another.

CO4: Design an approximate trajectory for interplanetary and lunar spacecraft.

CO5: Apply the concepts of orbital mechanics to free flight phase of ballistic missiles

REFERENCES

1. Charles D. Brown, 'Elements of Spacecraft Design', First Edition, AIAA Education Series, 2002.
2. Roger R. Bate, Donald D. Mueller, and Jerry E. White, 'Fundamentals of Astrodynamics', Dover Publications Inc., 1971.
3. Vladimir A. Chobotov, 'Orbital Mechanics', Third Edition, AIAA Education Series, 2002.
4. Howard D. Curtis, 'Orbital Mechanics for Engineering Students', Third Edition (Revised), Butterworth-Heinemann, 2013.
5. David A. Vallado and James Wertz (Ed.), 'Fundamentals of Astrodynamics and Applications', Fourth Edition, Microcosm Press, 2013.

CO/PO	PO1	PO2	PO3	PO4	PO5	PO6	PO7	PO8	PO9	PO10	PO11	PO12	PSO1	PSO2	PSO3
CO1	3	3	2	2	2	-	-	-	-	-	-	-	3	1	-
CO2	3	1	2	2	2	-	-	-	-	-	-	-	-	1	1
CO3	3	1	2	2	1	-	-	-	-	-	1	-	3	-	-
CO4	3	2	2	1	1	-	-	-	-	-	1	-	3	-	-
CO5	3	3	2	1	1	-	-	-	-	-	-	-	-	-	-
	3	3	2.0	1.6	1.4	-	-	-	-	-	1.0	-	3	1	1

OPEN ELCTIVE III

OHS351

ENGLISH FOR COMPETITIVE EXAMINATIONS

L T P C
3 0 0 3

Course Description:

Students aspiring to take up competitive exams of which the English language is a vital component will find this course useful. Designed for students in the higher semesters, the course will help students to familiarise themselves with those aspects of English that are tested in these examinations.

Objectives:

- To train the students in the language components essential to face competitive examinations both at the national (UPSC, Banking, Railway, Defence) and the international level (GRE, TOEFL, IELTS).
- To enhance an awareness of the specific patterns in language testing and the respective skills to tackle verbal reasoning and verbal ability tests.
- To inculcate effective practices in language-learning in order to improve accuracy in usage of grammar and coherence in writing.
- To improve students' confidence to express their ideas and opinions in formal contexts
- To create awareness of accuracy and precision in communication

UNIT I

9

Orientation on different formats of competitive exams - Vocabulary – Verbal ability – Verbal reasoning - Exploring the world of words – Essential words – Meaning and their usage – Synonyms-antonyms – Word substitution – Word analogy – Idioms and phrases – Commonly confused words – Spellings – Word expansion – New words in use.

UNIT II

9

Grammar – Sentence improvement –Sentence completion – Rearranging phrases into sentences – Error identification –Tenses – Prepositions – Adjectives – Adverbs – Subject-verb agreement – Voice – Reported speech – Articles – Clauses – Speech patterns.

UNIT III

9

Reading - Specific information and detail – Identifying main and supporting ideas – Speed reading techniques – Improving global reading skills – Linking ideas – Summarising – Understanding argument – Identifying opinion/attitude and making inferences - Critical reading.

UNIT IV

9

Writing – Pre-writing techniques – Mindmap - Describing pictures and facts - Paragraph structure – organising points – Rhetoric writing – Improving an answer – Drafting, writing and developing an argument – Focus on cohesion – Using cohesive devices –Analytic writing – Structure and types of essay – Mind maps – Structure of drafts, letters, memos, emails – Statements of Purpose – Structure, Content and Style.

UNIT V

9

Listening and Speaking – Contextual listening – Listening to instructions – Listening for specific information – Identifying detail, main ideas – Following signpost words – Stress, rhythm and intonation - Speaking to respond and elicit ideas – Guided speaking – Opening phrases – Interactive communication – Dysfluency -Sentence stress – Speaking on a topic – Giving opinions – Giving an oral presentation – Telling a story or a personal anecdote – Talking about oneself - Utterance – Speech acts- Brainstorming ideas – Group discussion.

TOTAL: 45 PERIODS

Learning Outcomes:

At the end of the course, learners will be able

- expand their vocabulary and gain practical techniques to read and comprehend a wide range of texts with the emphasis required
- identify errors with precision and write with clarity and coherence
- understand the importance of task fulfilment and the usage of task-appropriate vocabulary
- communicate effectively in group discussions, presentations and interviews
- write topic based essays with precision and accuracy

Teaching Methods:

Instructional methods will involve discussions, taking mock tests on various question papers – Objective, multiple-choice and descriptive. Peer evaluation, self-check on improvement and peer feedback - Practice sessions on speaking assessments, interview and discussion – Using multimedia.

Evaluative Pattern:

Internal Tests – 50%

End Semester Exam - 50%

TEXTBOOKS:

1. R.P.Bhatnagar - *General English for Competitive Examinations*. Macmillan India Limited, 2009.

REFERENCEBOOKS:

1. Educational Testing Service - *The Official Guide to the GRE Revised General Test*, Tata McGraw Hill, 2010.
2. *The Official Guide to the TOEFL Test*, Tata McGraw Hill, 2010.
3. R Rajagopalan- *General English for Competitive Examinations*, McGraw Hill Education (India) Private Limited, 2008.

Websites

<http://www.examenglish.com/>, <http://www.ets.org/>, <http://www.bankxams.com/>
<http://civilservicesmentor.com/>, <http://www.educationobserver.com>
<http://www.cambridgeenglish.org/in/>

COs- PO's & PSO's MAPPING

CO	PO												PSO		
	1	2	3	4	5	6	7	8	9	10	11	12	1	2	3
1	1	3	3	1	3	3	3	3	1	3	1	3	-	-	-
2	2	3	3	2	3	3	3	3	1	3	3	3	-	-	-
3	3	3	3	3	3	3	3	3	3	3	3	3	-	-	-
4	2	2	2	2	2	2	2	2	3	3	3	3	-	-	-
5	2	2	2	2	2	2	2	2	2	3	2	3	-	-	-
AVg.	2	2.6	2.6	2	2.6	2.6	2.6	2.6	2	3	2.4	3	-	-	-

1-low, 2-medium, 3-high, '-'- no correlation

Note: The average value of this course to be used for program articulation matrix.

COURSE OBJECTIVES

- to understand the importance of sustainable development
- to acquire a reasonable knowledge on the legal frameworks pertaining to pollution control and environmental management
- to comprehend the role of NGOs in attaining sustainable development

UNIT I ENVIRONMENTAL CONCERNS 9

Introduction to sustainable development goals, Global responsibility of environmental concern, Importance of environmental preservation, Environmental threats, Pollution and its types, Effects of Pollution, Pollution control, Treatment of wastes

UNIT II ROLE OF NGOS 9

Role of NGO's in national development, NGO's and participatory management, Challenges and limitations of NGO's, Community Development programmes, Role of NGO's in Community Development programmes, Participation of NGO's in environment management, Corporate Social responsibility, NGO's and corporate social responsibility

UNIT III SUSTAINABLE DEVELOPMENT 9

Issues and Challenges of Sustainable Development, Bioenergy, Sustainable Livelihoods and Rural Poor in Sustainable Development, Protecting ecosystem services for sustainable development, Non-renewable sources of energy and its effect, Renewable sources of energy for sustainability, Nuclear resources and Legal Regulation of Hazardous Substances, Sustainable Development: Programme and Policies, Sustainability assessment and Indicators

UNIT IV NGO'S FOR SUSTAINABILITY 9

Civil Society Initiatives in Environment Management, Civil Society Initiatives for Sustainable Development, Global Initiatives in Protecting Global Environment, World Summit on Sustainable Development (Johannesburg Summit 2002), Ecological economics, Environmental sustainability, Social inclusion, Health for all, education for all, Food security and Water security, NGOs and Sustainable Development strategies

UNIT V LEGAL FRAMEWORKS 9

Need for a Legal framework and its enforcement, Legal measures to control pollution, Environmental Legislations in India, Mechanism to implement Environmental Laws in India, Legal Protection of Forests Act 1927, Legal Protection of Wild Life, Role of NGO's in implementing environmental laws, Challenges in the implementation of environmental legislation

TOTAL 45 : PERIODS**OUTCOMES**

Upon completion of this course, the student will :

- CO1 Have a thorough grounding on the issues and challenges being faced in attaining sustainable development
- CO2 have a knowledge on the role of NGOs towards sustainable developemnt
- CO 3 present strategies for NGOs in attaining sustainable development
- CO 4 recognize the importance of providing energy, food security and health equity to all members of the society without damaging the environment
- CO 5 understand the environmental legislations

REFERENCE BOOKS

1. Kulsange, S and Kamble, R. (2019). Environmental NGO's: Sustainability Stewardship, Lap Lambert Academic Publishing, India, ISBN-13: 978-6200442444.
2. Dodds, F. (2007). NGO diplomacy: The influence of nongovernmental organizations in international environmental negotiations. Mit Press, Cambridge, ISBN-13: 978-0262524766.

COURSE OBJECTIVES

- 1 To know the Indian and global energy scenario
- 2 To learn the various solar energy technologies and its applications.
- 3 To educate the various wind energy technologies.
- 4 To explore the various bio-energy technologies.
- 5 To study the ocean and geothermal technologies.

UNIT I ENERGY SCENARIO 9

Indian energy scenario in various sectors – domestic, industrial, commercial, agriculture, transportation and others – Present conventional energy status – Present renewable energy status-Potential of various renewable energy sources-Global energy status-Per capita energy consumption - Future energy plans

UNIT II SOLAR ENERGY 9

Solar radiation – Measurements of solar radiation and sunshine – Solar spectrum - Solar thermal collectors – Flat plate and concentrating collectors – Solar thermal applications – Solar thermal energy storage – Fundamentals of solar photo voltaic conversion – Solar cells – Solar PV Systems – Solar PV applications.

UNIT III WIND ENERGY 9

Wind data and energy estimation – Betz limit - Site selection for windfarms – characteristics - Wind resource assessment - Horizontal axis wind turbine – components - Vertical axis wind turbine – Wind turbine generators and its performance – Hybrid systems – Environmental issues - Applications.

UNIT IV BIO-ENERGY 9

Bio resources – Biomass direct combustion – thermochemical conversion - biochemical conversion-mechanical conversion - Biomass gasifier - Types of biomass gasifiers - Cogeneration - Carbonisation – Pyrolysis - Biogas plants – Digesters –Biodiesel production – Ethanol production - Applications.

UNIT V OCEAN AND GEOTHERMAL ENERGY 9

Small hydro - Tidal energy – Wave energy – Open and closed OTEC Cycles – Limitations – Geothermal energy – Geothermal energy sources - Types of geothermal power plants – Applications - Environmental impact.

TOTAL: 45 PERIODS**OUTCOMES:**

At the end of the course the students would be able to

- Discuss the Indian and global energy scenario.
- Describe the various solar energy technologies and its applications.
- Explain the various wind energy technologies.
- Explore the various bio-energy technologies.
- Discuss the ocean and geothermal technologies.

TEXT BOOKS:

- Fundamentals and Applications of Renewable Energy | Indian Edition, by Mehmet Kanoglu, Yunus A. Cengel, John M. Cimbala, cGraw Hill; First edition (10 December 2020), ISBN-10 : 9390385636
- Renewable Energy Sources and Emerging Technologies, by Kothari, Prentice Hall India Learning Private Limited; 2nd edition (1 January 2011), ISBN-10 : 8120344707

REFERENCES:

1. Godfrey Boyle, "Renewable Energy, Power for a Sustainable Future", Oxford University Press, U.K., 2012.
2. Rai.G.D., "Non-Conventional Energy Sources", Khanna Publishers, New Delhi, 2014.
3. Sukhatme.S.P., "Solar Energy: Principles of Thermal Collection and Storage", Tata McGraw Hill Publishing Company Ltd., New Delhi, 2009.
4. Tiwari G.N., "Solar Energy – Fundamentals Design, Modelling and applications", Alpha Science Intl Ltd, 2015.
5. Twidell, J.W. & Weir A., "Renewable Energy Resources", EFNSpon Ltd., UK, 2015.

CO's – PO's & PSO's MAPPING

CO	PO												PSO		
	1	2	3	4	5	6	7	8	9	10	11	12	1	2	3
1	1	1	1	1	1	2	3	2	2	1	1	3	2	1	2
2	3	2	2	1	1	1	3	1	1	1	2	3	2	1	2
3	3	2	3	1	2	1	3	1	1	1	1	3	1	1	2
4	2	2	2	1	2	1	3	1	1	1	2	3	2	2	2
5	2	1	2	1	2	1	3	1	1	1	1	3	2	1	2

Low (1) ; Medium (2) ; High (3)

OME354**APPLIED DESIGN THINKING****L T P C
3 0 0 3****OBJECTIVES:**

The course aims to

- Introduce tools & techniques of design thinking for innovative product development
- Illustrate customer-centric product innovation using on simple use cases
- Demonstrate development of Minimum usable Prototypes
- Outline principles of solution concepts & their evaluation
- Describe system thinking principles as applied to complex systems

UNIT I DESIGN THINKING PRINCIPLES**9**

Exploring Human-centered Design - Understanding the Innovation process, discovering areas of opportunity, Interviewing & empathy-building techniques, Mitigate validation risk with FIR [Forge Innovation rubric] - Case studies

UNIT II ENDUSER-CENTRIC INNOVATION**9**

Importance of customer-centric innovation - Problem Validation and Customer Discovery - Understanding problem significance and problem incidence - Customer Validation. Target user, User persona & user stories. Activity: Customer development process - Customer interviews and field visit

UNIT III APPLIED DESIGN THINKING TOOLS**9**

Concept of Minimum Usable Prototype [MUP] - MUP challenge brief - Designing & Crafting the value proposition - Designing and Testing Value Proposition; Design a compelling value proposition; Process, tools and techniques of Value Proposition Design

UNIT IV CONCEPT GENERATION 9
Solution Exploration, Concepts Generation and MUP design- Conceptualize the solution concept; explore, iterate and learn; build the right prototype; Assess capability, usability and feasibility. Systematic concept generation; evaluation of technology alternatives and the solution concepts

UNIT V SYSTEM THINKING 9
System Thinking, Understanding Systems, Examples and Understandings, Complex Systems

TOTAL: 45 PERIODS

Course Outcomes

At the end of the course, learners will be able to:

- Define & test various hypotheses to mitigate the inherent risks in product innovations.
- Design the solution concept based on the proposed value by exploring alternate solutions to achieve value-price fit.
- Develop skills in empathizing, critical thinking, analyzing, storytelling & pitching
- Apply system thinking in a real-world scenario

Text Books

1. Steve Blank, (2013), The four steps to epiphany: Successful strategies for products that win, Wiley.
2. Alexander Osterwalder, Yves Pigneur, Gregory Bernarda, Alan Smith, Trish Papadakos, (2014), Value
3. Proposition Design: How to Create Products and Services Customers Want, Wiley
4. Donella H. Meadows, (2015), "Thinking in Systems -A Primer", Sustainability Institute.
5. Tim Brown,(2012) "Change by Design: How Design Thinking Transforms Organizations and Inspires Innovation", Harper Business.

REFERENCES

1. <https://www.ideo.com/pages/design-thinking#process>
2. https://blog.forgeforward.in/valuation-risk-versus-validation-risk-in-product-innovations-49f253ca86_24
3. <https://blog.forgeforward.in/product-innovation-rubric-adf5ebdfd356>
4. <https://blog.forgeforward.in/evaluating-product-innovations-e8178e58b86e>
5. <https://blog.forgeforward.in/user-guide-for-product-innovation-rubric-857181b253dd>
6. <https://blog.forgeforward.in/star-tup-failure-is-like-true-lie-7812cdf9b85>

MF3003

REVERSE ENGINEERING

**LT P C
3 0 0 3**

COURSE OBJECTIVES:

- The main learning objective of this course is to prepare students for:
- Applying the fundamental concepts and principles of reverse engineering in product design and development.
- Applying the concept and principles material characteristics, part durability and life limitation in reverse engineering of product design and development.
- Applying the concept and principles of material identification and process verification in reverse engineering of product design and development.
- Analysing the various legal aspect and applications of reverse engineering in product design and development.
- Understand about 3D scanning hardware & software operations and procedure to generate 3D model

UNIT I INTRODUCTION & GEOMETRIC FORM 9

Definition – Uses – The Generic Process – Phases – Computer Aided Reverse Engineering - Surface and Solid Model Reconstruction – Dimensional Measurement – Prototyping.

UNIT II MATERIAL CHARACTERISTICS AND PROCESS IDENTIFICATION 9

.Alloy Structure Equivalency – Phase Formation and Identification – Mechanical Strength – Hardness –Part Failure Analysis – Fatigue – Creep and Stress Rupture – Environmentally Induced Failure Material Specification - Composition Determination - Microstructure Analysis - Manufacturing Process Verification.

UNIT III DATA PROCESSING 9

Statistical Analysis – Data Analysis – Reliability and the Theory of Interference – Weibull Analysis – Data Conformity and Acceptance – Data Report – Performance Criteria – Methodology of Performance Evaluation – System Compatibility.

UNIT IV 3D SCANNING AND MODELLING 9

Introduction, working principle and operations of 3D scanners: Laser, White Light, Blue Light - Applications- Software for scanning and modelling: Types- Applications- Preparation techniques for Scanning objects- Scanning and Measuring strategies - Calibration of 3D Scanner- Step by step procedure: 3D scanning - Geometric modelling – 3D inspection- Case studies.

UNIT V INDUSTRIAL APPLICATIONS 9

Reverse Engineering in the Automotive Industry; Aerospace Industry; Medical Device Industry. Case studies and Solving Industrial projects in Reverse Engineering. Legality: Patent – Copyrights –Trade Secret – Third-Party Materials.

TOTAL : 45 PERIODS

COURSE OUTCOMES:

Upon completion of this course, the students will be able to:

- Apply the fundamental concepts and principles of reverse engineering in product design and development.
- Apply the concept and principles material characteristics, part durability and life limitation in reverse engineering of product design and development.
- Apply the concept and principles of material identification and process verification in reverse engineering of product design and development.
- Apply the concept and principles of data processing, part performance and system compatibility in reverse engineering of product design and development.
- Analyze the various legal aspect
- Applications of reverse engineering in product design and development.

TEXT BOOKS:

1. Robert W. Messler, Reverse Engineering: Mechanisms, Structures, Systems & Materials, 1st Edition, McGraw-Hill Education, 2014
2. Wego Wang, Reverse Engineering Technology of Reinvention, CRC Press, 2011

REFERENCES:

1. Scott J. Lawrence , Principles of Reverse Engineering, Kindle Edition, 2022
2. Kevin Otto and Kristin Wood, Product Design: Techniques in Reverse Engineering and New Product Development, Prentice Hall, 2001
3. Kathryn, A. Ingle, “Reverse Engineering”, McGraw-Hill, 1994.
4. Linda Wills, “Reverse Engineering”, Kluwer Academic Publishers, 1996
5. Vinesh Raj and Kiran Fernandes, “Reverse Engineering: An Industrial Perspective”, Springer-Verlag London Limited 2008.

COURSE OBJECTIVES:

- To be acquainted with sustainability in manufacturing and its evaluation.
- To provide knowledge in environment and social sustainability.
- To provide the student with the knowledge of strategy to achieve sustainability.
- To familiarize with trends in sustainable operations.
- To create awareness in current sustainable practices in manufacturing industry.

UNIT I ECONOMIC SUSTAINABILITY 9

Industrial Revolution-Economic sustainability: globalization and international issues Sustainability status - Emerging issues- Innovative products- Reconfiguration manufacturing enterprises - Competitive manufacturing strategies - Performance evaluation- Management for sustainability - Assessments of economic sustainability

UNIT II SOCIAL AND ENVIRONMENTAL SUSTAINABILITY 9

Social sustainability – Introduction-Work management -Human rights - Societal commitment - Customers -Business practices -Modelling and assessing social sustainability. Environmental issues pertaining to the manufacturing sector: Pollution - Use of resources -Pressure to reduce costs - Environmental management: Processes that minimize negative environmental impacts - environmental legislation and energy costs - need to reduce the carbon footprint of manufacturing Operations-Modelling and assessing environmental sustainability

UNIT III SUSTAINABILITY PRACTICES 9

Sustainability awareness - Measuring Industry Awareness-Drivers and barriers -Availability of sustainability indicators -Analysis of sustainability practicing -Modeling and assessment of sustainable practicing -Sustainability awareness -Sustainability drivers and barriers - Availability of sustainability indicators- Designing questionnaires- Optimizing Sustainability Indexes-Elements – Cost and time model.

UNIT IV MANUFACTURING STRATEGY FOR SUSTAINABILITY 9

Concepts of competitive strategy and manufacturing strategies and development of a strategic improvement programme - Manufacturing strategy in business success strategy formation and formulation - Structured strategy formulation - Sustainable manufacturing system design options - Approaches to strategy formulation - Realization of new strategies/system designs.

UNIT V TRENDS IN SUSTAINABLE OPERATIONS 9

Principles of sustainable operations - Life cycle assessment manufacturing and service activities - influence of product design on operations - Process analysis – Capacity management - Quality management -Inventory management - Just-In-Time systems - Resource efficient design - Consumerism and sustainable well-being.

TOTAL: 45 PERIODS**COURSE OUTCOMES**

Upon successful completion of the course, students should be able to:

- CO1: Discuss the importance of economic sustainability.
 CO2: Describe the importance of sustainable practices.
 CO3: Identify drivers and barriers for the given conditions.
 CO4: Formulate strategy in sustainable manufacturing.
 CO5: Plan for sustainable operation of industry with environmental, cost consciousness.

TEXT BOOKS:

1. Ibrahim Garbie, "Sustainability in Manufacturing Enterprises Concepts, Analyses and Assessments for Industry 4.0", Springer International Publishing., United States, 2016, ISBN-13: 978-3319293042.

2. Davim J.P., "Sustainable Manufacturing", John Wiley & Sons., United States, 2010, ISBN: 978-1-848-21212-1.

REFERENCES:

1. Jovane F, Emper, W.E. and Williams, D.J., "The ManuFuture Road: Towards Competitive and Sustainable High-Adding-Value Manufacturing", Springer, 2009, United States, ISBN 978-3-540-77011-4.
2. Kutz M., "Environmentally Conscious Mechanical Design", John Wiley & Sons., United States, 2007, ISBN: 978-0-471-72636-4.
3. Seliger G., "Sustainable Manufacturing: Shaping Global Value Creation", Springer, United States, 2012, ISBN 978-3-642-27289-9.

CO's – PO's & PSO's MAPPING

COs/Pos &PSOs	POs												PSOs		
	1	2	3	4	5	6	7	8	9	10	11	12	1	2	3
CO1	3	-	2	-	-	-	2	2	-	1	1	2	2	2	1
CO2	3	-	-	-	-	-	2	-	-	1	1	2	1	2	2
CO3	3	-	-	-	-	-	2	3	-	1	1	2	1	2	2
CO4	3	-	3	-	-	-	2	-	-	1	1	2	2	2	1
CO5	3	-	3	-	-	-	2	2	-	1	1	2	2	2	1
CO/PO & PSO Average	3	-	3	-	-	-	2	2	-	1	1	2	2	2	1
1 – Slight, 2 – Moderate, 3 – Substantial															

AU3791

ELECTRIC AND HYBRID VEHICLES

L T P C
3 0 0 3

COURSE OBJECTIVES:

- The objective of this course is to prepare the students to know about the general aspects of Electric and Hybrid Vehicles (EHV), including architectures, modelling, sizing, and sub system design and hybrid vehicle control.

UNIT I DESIGN CONSIDERATIONS FOR ELECTRIC VEHICLES 9

Need for Electric vehicle- Comparative study of diesel, petrol, hybrid and electric Vehicles. Advantages and Limitations of hybrid and electric Vehicles. - Design requirement for electric vehicles- Range, maximum velocity, acceleration, power requirement, mass of the vehicle. Various Resistance- Transmission efficiency- Electric vehicle chassis and Body Design, Electric Vehicle Recharging and Refuelling Systems.

UNIT II ENERGY SOURCES 9

Battery Parameters- - Different types of batteries – Lead Acid- Nickel Metal Hydride - Lithium ion- Sodium based- Metal Air. Battery Modelling - Equivalent circuits, Battery charging- Quick Charging devices. Fuel Cell- Fuel cell Characteristics- Fuel cell types-Half reactions of fuel cell. Ultra capacitors. Battery Management System.

UNIT III MOTORS AND DRIVES 9

Types of Motors- DC motors- AC motors, PMSM motors, BLDC motors, Switched reluctance motors working principle, construction and characteristics.

UNIT IV POWER CONVERTERS AND CONTROLLERS**9**

Solid state Switching elements and characteristics – BJT, MOSFET, IGBT, SCR and TRIAC - Power Converters – rectifiers, inverters and converters - Motor Drives - DC, AC motor, PMSM motors, BLDC motors, Switched reluctance motors – four quadrant operations –operating modes

UNIT V HYBRID AND ELECTRIC VEHICLES**9**

Main components and working principles of a hybrid and electric vehicles, Different configurations of hybrid and electric vehicles. Power Split devices for Hybrid Vehicles - Operation modes - Control Strategies for Hybrid Vehicle - Economy of hybrid Vehicles - Case study on specification of electric and hybrid vehicles.

TOTAL: 45 PERIODS**COURSE OUTCOMES:**

At the end of this course, the student will be able to

1. Understand the operation and architecture of electric and hybrid vehicles
2. Identify various energy source options like battery and fuel cell
3. Select suitable electric motor for applications in hybrid and electric vehicles.
4. Explain the role of power electronics in hybrid and electric vehicles
5. Analyze the energy and design requirement for hybrid and electric vehicles.

TEXT BOOKS:

1. Iqbal Husain, “ Electric and Hybrid Vehicles-Design Fundamentals”, CRC Press,2003
2. Mehrdad Ehsani, “ Modern Electric, Hybrid Electric and Fuel Cell Vehicles”, CRC Press,2005.

REFERENCES:

1. James Larminie and John Lowry, “Electric Vehicle Technology Explained “ John Wiley & Sons,2003
2. Lino Guzzella, “ Vehicle Propulsion System” Springer Publications,2005
3. Ron Hodkinson, “Light Weight Electric/ Hybrid Vehicle Design”, Butterworth Heinemann Publication,2005.

CO's – PO's & PSO's MAPPING

CO	PO												PSO		
	1	2	3	4	5	6	7	8	9	10	11	12	1	2	3
1	1	1	2	1		3	2					2		1	3
2	1	1	2	1		3	2					2		1	3
3	1	1	2	1		3	2					2		1	3
4	1	1	2	1		3	2					2		1	3
5	1	1	2	1		3	2					2		1	3
Avg.	1	1	2	1		3	2					2		1	3

OAS352**SPACE ENGINEERING****L T P C
3 0 0 3****OBJECTIVES:**

- Use the standard atmosphere tables and equations.
- Find lift and drag coefficient data from NACA plots.
- Apply the concept of static stability to flight vehicles.
- Describe the concepts of stress, strain, Young's modulus, Poisson's ratio, yield strength.
- Demonstrate a basic knowledge of dynamics relevant to orbital mechanics.

UNIT I	STANDARD ATMOSPHERE	6
History of aviation – standard atmosphere - pressure, temperature and density altitude.		
UNIT II	AERODYNAMICS	10
Aerodynamic forces – Lift generation Viscosity and its implications - Shear stress in a velocity profile - Lagrangian and Eulerian flow field - Concept of a streamline – Aircraft terminology and geometry - Aircraft types - Lift and drag coefficients using NACA data.		
UNIT III	PERFORMANCE AND PROPULSION	9
Viscous and pressure drag - flow separation - aerodynamic drag - thrust calculations -thrust/power available and thrust/power required.		
UNIT IV	AIRCRAFT STABILITY AND STRUCTURAL THEORY	10
Degrees of freedom of aircraft motions - stable, unstable and neutral stability - concept of static stability - Hooke’s Law- brittle and ductile materials - moment of inertia - section modulus.		
UNIT V	SPACE APPLICATIONS	10
History of space research - spacecraft trajectories and basic orbital manoeuvres - six orbital elements - Kepler’s laws of orbits - Newtons law of gravitation.		

TOTAL: 45 PERIODS

OUTCOMES:

- Illustrate the history of aviation & developments over the years
- Ability to identify the types & classifications of components and control systems
- Explain the basic concepts of flight & Physical properties of Atmosphere
- Identify the types of fuselage and constructions.
- Distinguish the types of Engines and explain the principles of Rocket

TEXT BOOKS:

1. John D. Anderson, Introduction to Flight, 8 th Ed., McGraw-Hill Education, New York, 2015.
2. E Rathakrishnan, “Introduction to Aerospace Engineering: Basic Principles of Flight”, John Wiley, NJ, 2021.
3. Stephen. A. Brandt, " Introduction to Aeronautics: A design perspective " American Institute of Aeronautics & amp; Astronautics, 1997.

REFERENCE:

1. Kermode, A.C., “Mechanics of Flight”, Himalayan Book, 1997.

OIM351	INDUSTRIAL MANAGEMENT	L T P C
		3 0 0 3

COURSE OBJECTIVES:

- To introduce fundamental concepts of industrial management
- To understand the approaches to the study of Management
- To learn about Decision Making, Organizing and leadership
- To analyze the Managerial Role and functions
- To know about the Supply Chain Management'

UNIT I	INTRODUCTION	9
Technology Management - Definition - Functions - Evolution of Modern Management - Scientific Management Development of Management Thought. Approaches to the study of Management,		

Forms of Organization -Individual Ownership - Partnership - Joint Stock Companies - Co-operative Enterprises - Public Sector Undertakings, Corporate Frame Work- Share Holders - Board of Directors - Committees - Chief Executive Line and Functional Managers,-Financial-Legal-Trade Union

UNIT II FUNCTIONS OF MANAGEMENT

9

Planning - Nature and Purpose - Objectives - Strategies – Policies and Planning Premises - Decision Making - Organizing - Nature and Process - Premises - Departmentalization - Line and staff - Decentralization -Organizational culture, Staffing - selection and training .Placement - Performance appraisal - Career Strategy – Organizational Development. Leading - Managing human factor - Leadership .Communication, Controlling - Process of Controlling - Controlling techniques, productivity and operations management - Preventive control, Industrial Safety.

UNIT III ORGANIZATIONAL BEHAVIOUR

9

Definition - Organization - Managerial Role and functions -Organizational approaches, Individual behaviour - causes - Environmental Effect - Behaviour and Performance, Perception - Organizational Implications. Personality - Contributing factors - Dimension – Need Theories - Process Theories - Job Satisfaction, Learning and Behaviour-Learning Curves, Work Design and approaches.

UNIT IV GROUPDYNAMICS

9

Group Behaviour - Groups - Contributing factors - Group Norms, Communication - Process - Barriers to communication - Effective communication, leadership - formal and informal characteristics – Managerial Grid - Leadership styles - Group Decision Making - Leadership Role in Group Decision, Group Conflicts - Types -Causes - Conflict Resolution -Inter group relations and conflict, Organization centralization and decentralization - Formal and informal - Organizational Structures Organizational Change and Development -Change Process – Resistance to Change - Culture and Ethics.

UNIT V MODERN CONCEPTS

9

Management by Objectives (MBO) - Management by Exception (MBE),Strategic Management - Planning for Future direction - SWOT Analysis -Evolving development strategies, information technology in management Decisions support system-Management Games Business Process Re-engineering(BPR) –Enterprises Resource Planning (ERP) - Supply Chain Management (SCM) - Activity Based Management (AM) - Global Perspective - Principles and Steps Advantages and disadvantage

PROGRESS THROUGH KNOWLEDGE

TOTAL: 45 PERIODS

COURSE OUTCOMES:

- CO1: Understand the basic concepts of industrial management
- CO2: Identify the group conflicts and its causes.
- CO3: Perform swot analysis
- CO4 : Analyze the learning curves
- CO5 : Understand the placement and performance appraisal

REFERENCES:

1. Maynard H.B, "Industrial Engineering Hand book", McGraw-Hill, sixth 2008

CO's – PO's & PSO's MAPPING

CO's	PO's												PSO's		
	1	2	3	4	5	6	7	8	9	10	11	12	1	2	3
1	2	1											2	1	
2		3	2	3											2
3	2	3	2	3									1	2	3
4	2	2	3	3										3	3
5	2	2											2		
AVg.	2	2.2	2.3	3									1.8	2	2.6

COURSE OBJECTIVES

- Developing a clear knowledge in the basics of various quality concepts.
- Facilitating the students in understanding the application of control charts and its techniques.
- Developing the special control procedures for service and processor oriented industries.
- Analyzing and understanding the process capability study.
- Developing the acceptance sampling procedures for incoming raw material.

UNIT I INTRODUCTION**9**

Quality Dimensions–Quality definitions–Inspection–Quality control–Quality Assurance–Quality planning–Quality costs–Economics of quality– Quality loss function

UNIT II CONTROL CHARTS**9**

Chance and assignable causes of process variation, statistical basis of the control chart, control charts for variables- \bar{X} , R and S charts, attribute control charts - p, np, c and u- Construction and application.

UNIT III SPECIAL CONTROL PROCEDURES**9**

Warning and modified control limits, control chart for individual measurements, multi-vari chart, X chart with a linear trend, chart for moving averages and ranges, cumulative-sum and exponentially weighted moving average control charts.

UNIT IV STATISTICAL PROCESS CONTROL**9**

Process stability, process capability analysis using a Histogram or probability plots and control chart. Gauge capability studies, setting specification limits.

UNIT V ACCEPTANCE SAMPLING**9**

The acceptance sampling fundamental, OC curve, sampling plans for attributes, simple, double, multiple and sequential, sampling plans for variables, MIL-STD-105D and MIL-STD-414E & IS 2500 standards.

TOTAL: 45 PERIODS**COURSE OUTCOMES:**

Students will be able to:

CO1: Control the quality of processes using control charts for variables in manufacturing industries.

CO2: Control the occurrence of defective product and the defects in manufacturing companies.

CO3: Control the occurrence of defects in services.

CO4: Analyzing and understanding the process capability study.

CO5: Developing the acceptance sampling procedures for incoming raw material.

CO's – PO's & PSO's MAPPING

CO's	PO's												PSO's		
	1	2	3	4	5	6	7	8	9	10	11	12	1	2	3
1	2	3	3		3			1	2			2	1		
2		3	3		3	3			3			3		2	
3	3	3	3		3				3			3	1		
4	3		2		3						1		1		
5		2			3				3			3			1
AVg.	2.6	2.7	2.7		3	3		1	2.7		1	2.7	1	2	1

COURSE OBJECTIVES

- 1: To enable the students to acquire knowledge of Fire and Safety Studies
- 2: To learn about the effect of fire on materials used for construction, the method of test for non-combustibility & fire resistance
- 3: To learn about fire area, fire stopped areas and different types of fire-resistant doors
- 4: To learn about the method of fire protection of structural members and their repair due to fire damage.
- 5: To develop safety professionals for both technical and management through systematic and quality-based study programmes

UNIT I INHERENT SAFETY CONCEPTS**9**

Compartment fire-factors controlling fire severity, ventilation controlled and fuel controlled fires; Spread of fire in rooms, within building and between buildings. Effect of temperature on the properties of structural materials- concrete, steel, masonry and wood; Behavior of non-structural materials on fire- plastics, glass, textile fibres and other house hold materials.

UNIT II PLANT LOCATIONS**9**

Compartment temperature-time response at pre-flashover and post flashover periods; Equivalence of fire severity of compartment fire and furnace fire; Fire resistance test on structural elements- standard heating condition, Indian standard test method, performance criteria.

UNIT III WORKING CONDITIONS**9**

Fire separation between building- principle of calculation of safe distance. Design principles of fire resistant walls and ceilings; Fire resistant screens- solid screens and water curtains; Local barriers; Fire stopped areas-in roof, in fire areas and in connecting structures; Fire doors- Low combustible, Non-combustible and Spark-proof doors; method of suspension of fire doors; Air-tight sealing of doors;

UNIT IV FIRE SEVERITY AND REPAIR TECHNIQUES**9**

Fabricated fire proof boards-calcium silicate, Gypsum, Vermiculite, and Perlite boards; Fire protection of structural elements - Wooden, Steel and RCC.. Reparability of fire damaged structures- Assessment of damage to concrete, steel, masonry and timber structures, Repair techniques- repair methods to reinforced concrete Columns, beams and slabs, Repair to steel structural members, Repair to masonry structures.

UNIT V WORKING AT HEIGHTS**9**

Safe Access - Requirement for Safe Work Platforms- Stairways - Gangways and Ramps-Fall Prevention & Fall Protection - Safety Belts - Safety nets - Fall Arrestors- Working on Fragile Roofs - Work Permit Systems-Accident Case Studies.

TOTAL : 45 PERIODS**COURSE OUTCOMES**

On completion of the course the student will be able to

- CO1:** Understand the effect of fire on materials used for construction
- CO2:** Understand the method of test for non-combustibility and fire resistance; and will be able to select different structural elements and their dimensions for a particular fire resistance rating of a building.
- CO3:** To understand the design concept of fire walls, fire screens, local barriers and fire doors and able to select them appropriately to prevent fire spread.
- CO4:** To decide the method of fire protection to RCC, steel, and wooden structural elements and their repair methods if damaged due to fire.
- CO5:** Describe the safety techniques and improve the analytical and intelligence to take the right decision at right time.

TEXT BOOKS

1. Roytman, M. Y, "Principles of fire safety standards for building construction". Amerind Publishing Co. Pvt. Ltd., New Delhi, 1975
2. John A. Purkiss, "Fire safety engineering design of structures" (2nd edn.), Butterworth Heinemann, Oxford, UK, 2009.

REFERENCES:

1. Smith, E.E. and Harmathy, T.Z. (Editors), "Design of buildings for fire safety". ASTM Special Publication 685, American Society for Testing and Materials, Boston, U.S.A, 1979.
2. Butcher, E. G. and Parnell, A. C, "Designing of fire safety". JohnWiley and Sons Ltd., New York, U.S.A. 1983.
3. Jain, V.K, "Fire safety in buildings" (2nd edn.). New Age International(P) Ltd., New Delhi, 2010.
4. Hazop&Hazan, "Identifying and Assessing Process Industry Hazards", Fourth Edition, 1999
4. Frank R. Spellman, Nancy E. Whiting, "The Handbook of Safety Engineering: Principles and Applications", 2009

CO's- PO's & PSO's MAPPING

CO's	PO's												PSO's			
	1	2	3	4	5	6	7	8	9	10	11	12	1	2	3	
1	2	-	1	-	-	1	-	-	-	-	-	-	-	-	-	-
2	-	-	3	-	-	-	-	-	-	-	-	-	-	-	-	-
3	1	-	2	-	-	-	3	-	-	1	-	-	-	-	-	-
4	-	-	-	-	-	1	1	-	-	-	-	-	-	-	-	-
5	2	-	1	-	-	1	1	1	-	1	-	1	-	-	-	-
AVg.	1.3	-	1.75	-	-	1	1.3	1	-	1	-	1	-	-	-	-

OML351

INTRODUCTION TO NON-DESTRUCTIVE TESTING

L T P C
3 0 0 3

COURSE OBJECTIVES:

The main learning objective of this course is to prepare the students for:

- Understanding the basic importance of NDT in quality assurance.
- Imbibing the basic principles of various NDT techniques, its applications, limitations, codes and standards.
- Equipping themselves to locate a flaw in various materials, products.
- Applying apply the testing methods for inspecting materials in accordance with industry specifications and standards.
- Acquiring the knowledge on the selection of the suitable NDT technique for a given application

UNIT I INTRODUCTION TO NDT & VISUAL TESTING

9

Concepts of Non-destructive testing-relative merits and limitations-NDT Versus mechanical testing, Fundamentals of Visual Testing – vision, lighting, material attributes, environmental factors, visual perception, direct and indirect methods – mirrors, magnifiers, boroscopes and fibrosopes – light sources and special lighting.

UNIT II LIQUID PENETRANT & MAGNETIC PARTICLE TESTING

9

Liquid Penetrant Inspection: principle, applications, advantages and limitations, dyes, developers and cleaners, Methods & Interpretation.

Magnetic Particle Inspection: Principles, applications, magnetization methods, magnetic particles, Testing Procedure, demagnetization, advantages and limitations, – Interpretation and evaluation of test indications.

UNIT III EDDY CURRENT TESTING & THERMOGRAPHY 9

Eddy Current Testing: Generation of eddy currents– properties– eddy current sensing elements, probes, Instrumentation, Types of arrangement, applications, advantages, limitations – Factors affecting sensing elements and coil impedance, calibration, Interpretation/Evaluation.

Thermography- Principle, Contact & Non-Contact inspection methods, Active & Passive methods, Liquid Crystal – Concept, example, advantages & limitations. Electromagnetic spectrum, infrared thermography- approaches, IR detectors, Instrumentation and methods, applications.

UNIT IV ULTRASONIC TESTING & AET 9

Ultrasonic Testing: Types of ultrasonic waves, characteristics, attenuation, couplants, probes, EMAT. Inspection methods-pulse echo, transmission and phased array techniques, types of scanning and displays, angle beam inspection of welds, time of flight diffraction (TOFD) technique, Thickness determination by ultrasonic method, Study of A, B and C scan presentations, calibration.

Acoustic Emission Technique – Introduction, Types of AE signal, AE wave propagation, Source location, Kaiser effect, AE transducers, Principle, AE parameters, AE instrumentation, Advantages & Limitations, Interpretation of Results, Applications.

UNIT V RADIOGRAPHY TESTING 9

Sources-X-rays and Gamma rays and their characteristics-absorption, scattering. Filters and screens, Imaging modalities-film radiography and digital radiography (Computed, Direct, Real Time, CT scan). Problems in shadow formation, exposure factors, inverse square law, exposure charts, Penetrimeters, safety in radiography.

TOTAL: 45 PERIODS

COURSE OUTCOMES:

After completion of this course, the students will be able to

1. Realize the importance of NDT in various engineering fields.
2. Have a basic knowledge of surface NDE techniques which enables to carry out various inspection in accordance with the established procedures.
3. Calibrate the instrument and inspect for in-service damage in the components by means of Eddy current testing as well as Thermography testing.
4. Differentiate various techniques of UT and AET and select appropriate NDT methods for better evaluation.
5. Interpret the results of Radiography testing and also have the ability to analyse the influence of various parameters on the testing.

TEXT BOOKS:

1. Baldev Raj, T. Jayakumar and M. Thavasimuthu, Practical Non Destructive Testing, Alpha Science International Limited, 3rd edition, 2002.
2. J. Prasad and C. G. K. Nair, Non-Destructive Test and Evaluation of Materials, Tata McGraw-Hill Education, 2nd edition, 2011.
3. Ravi Prakash, "Non-Destructive Testing Techniques", 1st revised edition, New Age International Publishers, 2010.

REFERENCES:

1. ASM Metals Handbook, V-17, "Nondestructive Evaluation and Quality Control", American Society of Metals, USA, 2001.
2. Barry Hull and Vernon John, "Nondestructive Testing", Macmillan, 1989.
3. Chuck Hellier, "Handbook of Nondestructive Evaluation", Mc Graw Hill, 2012.
4. Louis Cartz, "Nondestructive Testing", ASM International, USA, 1995.

CO's- PO's & PSO's MAPPING

	PO1	PO2	PO3	PO4	PO5	PO6	PO7	PO8	PO9	PO10	PO11	PO12	PSO 1	PSO 2	PSO 3
C01	2	2	2	3			2	2				2	1	2	
C02	3	1	2	2			2	2				2	2	2	1
C03	3	2	1	2			2	2				2	2	2	
C04	3	1	2	2			2	2				2	2	2	2
C05	3	2	2	2			2	2				2	2	2	1
Avg	2.8	1.6	1.8	2.2			2	2				2	1.8	2	1.3

OMR351

MECHATRONICS

L T P C
3 0 0 3

COURSE OBJECTIVES:

The main learning objective of this course is to prepare the students for:

1. Selecting sensors to develop mechatronics systems.
2. Explaining the architecture and timing diagram of microprocessor, and also interpret and develop programs.
3. Designing appropriate interfacing circuits to connect I/O devices with microprocessor.
4. Applying PLC as a controller in mechatronics system.
5. Designing and develop the apt mechatronics system for an application.

UNIT I INTRODUCTION AND SENSORS 9

Introduction to Mechatronics – Systems – Need for Mechatronics – Emerging areas of Mechatronics – Classification of Mechatronics. Sensors and Transducers: Static and Dynamic Characteristics of Sensor, Potentiometers – LVDT – Capacitance Sensors – Strain Gauges – Eddy Current Sensor – Hall Effect Sensor – Temperature Sensors – Light Sensors.

UNIT II 8085 MICROPROCESSOR 9

Introduction – Pin Configuration - Architecture of 8085 – Addressing Modes – Instruction set, Timing diagram of 8085.

UNIT III PROGRAMMABLE PERIPHERAL INTERFACE 9

Introduction – Architecture of 8255, Keyboard Interfacing, LED display – Interfacing, ADC and DAC Interface, Temperature Control – Stepper Motor Control – Traffic Control Interface.

UNIT IV PROGRAMMABLE LOGIC CONTROLLER 9

Introduction – Architecture – Input / Output Processing – Programming with Timers, Counters and Internal relays – Data Handling – Selection of PLC.

UNIT V ACTUATORS AND MECHATRONICS SYSTEM DESIGN 9

Types of Stepper and Servo motors – Construction – Working Principle – Characteristics, Stages of Mechatronics Design Process – Comparison of Traditional and Mechatronics Design Concepts with Examples – Case studies of Mechatronics Systems – Pick and Place Robot – Engine Management system – Automatic Car Park Barrier.

TOTAL: 45 PERIODS

COURSE OUTCOMES

Upon successful completion of the course, students should be able to:

CO1: Select sensors to develop mechatronics systems.

CO2: Explain the architecture and timing diagram of microprocessor, and also

interpret and develop programs.

CO3: Design appropriate interfacing circuits to connect I/O devices with microprocessor.

CO 4: Apply PLC as a controller in mechatronics system.

CO 5: Design and develop the apt mechatronics system for an application.

TEXT BOOKS

1. Bolton W., "Mechatronics", Pearson Education, 6th Edition, 2015.
2. Ramesh S Gaonkar, "Microprocessor Architecture, Programming, and Applications with the 8085", Penram International Publishing Private Limited, 6th Edition, 2013.

REFERENCES

1. Bradley D.A., Dawson D., Buru N.C. and Loader A.J., "Mechatronics", Chapman and Hall, 1993.
2. Davis G. Alciatore and Michael B. Hstand, "Introduction to Mechatronics and Measurement systems", McGraw Hill Education, 2011.
3. Devadas Shetty and Richard A. Kolk, "Mechatronics Systems Design", Cengage Learning, 2010.
4. Nitaigour Premchand Mahalik, "Mechatronics Principles, Concepts and Applications", McGraw Hill Education, 2015.
5. Smaili. A and Mrad. F, "Mechatronics Integrated Technologies for Intelligent Machines", Oxford University Press, 2007.

CO's- PO's & PSO's MAPPING

COs/POs & PSOs	POs												PSOs		
	1	2	3	4	5	6	7	8	9	10	11	12	1	2	3
CO1	3	2	1	3		2						2	3	2	3
CO2	3	2	1	3		2						2	3	2	3
CO3	3	2	1	3		2						2	3	2	3
CO4	3	2	1	3		2						2	3	2	3
CO5	3	2	1	3		2						2	3	2	3
CO/PO & PSO Average	3	2	1	3		2						2	3	2	3

1 – Slight, 2 – Moderate, 3 – Substantial

PROGRESS THROUGH KNOWLEDGE

ORA351

FOUNDATION OF ROBOTICS

L T P C
3 0 0 3

COURSE OBJECTIVES:

1. To study the kinematics, drive systems and programming of robots.
2. To study the basics of robot laws and transmission systems.
3. To familiarize students with the concepts and techniques of robot manipulator, its kinematics.
4. To familiarize students with the various Programming and Machine Vision application in robots.
5. To build confidence among students to evaluate, choose and incorporate robots in engineering systems.

UNIT I FUNDAMENTALS OF ROBOT

9

Robot – Definition – Robot Anatomy – Co-ordinate systems, Work Envelope, types and classification – specifications – Pitch, yaw, Roll, Joint Notations, Speed of Motion, Pay Load – Robot Parts and their functions – Need for Robots – Different Applications.

UNIT II ROBOT KINEMATICS 9

Forward kinematics, inverse kinematics and the difference: forward kinematics and inverse Kinematics of Manipulators with two, three degrees of freedom (in 2 dimensional), four degrees of freedom (in 3 dimensional) – derivations and problems. Homogeneous transformation matrices, translation and rotation matrices.

UNIT III ROBOT DRIVE SYSTEMS AND END EFFECTORS 9

Pneumatic Drives – Hydraulic Drives – Mechanical Drives – Electrical Drives – D.C. Servo Motors, Stepper Motor, A.C. Servo Motors – Salient Features, Applications and Comparison of All These Drives. End Effectors – Grippers – Mechanical Grippers, Pneumatic and Hydraulic Grippers, Magnetic grippers, vacuum grippers, internal grippers and external grippers, selection and design considerations of a gripper

UNIT IV SENSORS IN ROBOTICS 9

Force sensors, touch and tactile sensors, proximity sensors, non-contact sensors, safety considerations in robotic cell, proximity sensors, fail safe hazard sensor systems, and compliance mechanism. Machine vision system - camera, frame grabber, sensing and digitizing image data – signal conversion, image storage, lighting techniques, image processing and analysis – data reduction, segmentation, feature extraction, object recognition, other algorithms, applications – Inspection, identification, visual serving and navigation.

UNIT V PROGRAMMING AND APPLICATIONS OF ROBOT 9

Teach pendant programming, lead through programming, robot programming languages – VAL programming – Motion Commands, Sensors commands, End-Effector Commands, and simple programs - Role of robots in inspection, assembly, material handling, underwater, space and medical fields.

TOTAL : 45 PERIODS

COURSE OUTCOMES

At the end of the course, students will be able to:

- CO1: Interpret the features of robots and technology involved in the control.
- CO2: Apply the basic engineering knowledge and laws for the design of robotics.
- CO3: Explain the basic concepts like various configurations, classification and parts of end effectors compare various end effectors and grippers and tools and sensors used in robots.
- CO4: Explain the concept of kinematics, degeneracy, dexterity and trajectory planning.
- CO5: Demonstrate the image processing and image analysis techniques by machine vision system.

TEXT BOOKS:

1. Ganesh.S.Hedge, "A textbook of Industrial Robotics", Lakshmi Publications, 2006.
2. Mikell.P.Groover , "Industrial Robotics – Technology, Programming and applications" McGraw Hill 2ND edition 2012.

REFERENCES:

1. Fu K.S. Gonalz R.C. and ice C.S.G."Robotics Control, Sensing, Vision and Intelligence", McGraw Hill book co. 2007.
2. YoramKoren, "Robotics for Engineers", McGraw Hill Book, Co., 2002.
3. Janakiraman P.A., "Robotics and Image Processing", Tata McGraw Hill 2005.
4. John. J.Craig, "Introduction to Robotics: Mechanics and Control" 2nd Edition, 2002.
5. Jazar, "Theory of Applied Robotics: Kinematics, Dynamics and Control", Springer India reprint, 2010.

CO's- PO's & PSO's MAPPING

COs/POs&P SOs	POs												PSOs		
	1	2	3	4	5	6	7	8	9	10	11	12	1	2	3
CO1	3	2	1	1								1			3
CO2	3	2	1	1								1			3
CO3	3	2	1	1								1			3
CO4	3	2	1	1								1			3
CO5	3	2	1	1								1			3
CO/PO & PSO Average															
1 – Slight, 2 – Moderate, 3 – Substantial															

OAE352

FUNDAMENTALS OF AERONAUTICAL ENGINEERING

**L T P C
3 0 0 3**

OBJECTIVES:

- To acquire the knowledge on the Historical evaluation of Airplanes
- To learn the different component systems and functions
- To know the concepts of basic properties and principles behind the flight
- To learn the basics of different structures & construction
- To learn the various types of power plants used in aircrafts

UNIT I HISTORY OF FLIGHT

8

Balloon flight-ornithopter-Early Airplanes by Wright Brothers, biplanes and monoplanes, Developments in aerodynamics, materials, structures and propulsion over the years.

UNIT II AIRCRAFT CONFIGURATIONS AND ITS CONTROLS

10

Different types of flight vehicles, classifications-Components of an airplane and their functions- Conventional control, powered control- Basic instruments for flying-Typical systems for control actuation.

UNIT III BASICS OF AERODYNAMICS

9

Physical Properties and structures of the Atmosphere, Temperature, pressure and altitude relationships, Newton's Law of Motions applied to Aeronautics-Evolution of lift, drag and moment. Aerofoils, Mach number, Maneuvers.

UNIT IV BASICS OF AIRCRAFT STRUCTURES

9

General types of construction, Monocoque, semi-monocoque and geodesic constructions, typical wing and fuselage structure. Metallic and non-metallic materials. Use of Aluminium alloy, titanium, stainless steel and composite materials. Stresses and strains-Hooke's law- stress-strain diagrams-elastic constants-Factor of Safety.

UNIT V BASICS OF PROPULSION

9

Basic ideas about piston, turboprop and jet engines – use of propeller and jets for thrust production- Comparative merits, Principle of operation of rocket, types of rocket and typical applications, Exploration into space.

TOTAL : 45 PERIODS

OUTCOMES:

- Illustrate the history of aircraft & developments over the years
- Ability to identify the types & classifications of components and control systems
- Explain the basic concepts of flight & Physical properties of Atmosphere
- Identify the types of fuselage and constructions.
- Distinguish the types of Engines and explain the principles of Rocket

TEXT BOOKS

1. Anderson, J.D., Introduction to Flight, McGraw-Hill; 8th edition , 2015
2. E Rathakrishnan, "Introduction to Aerospace Engineering: Basic Principles of Flight", John Wiley, NJ, 2021
3. Stephen.A. Brandt, Introduction to aeronautics: A design perspective, 2nd edition, AIAA Education Series, 2004.

REFERENCE

1. SADHU SINGH, "INTERNAL COMBUSTION ENGINES AND GAS TURBINE"-, SS Kataria & sons, 2015
2. KERMODE , "FLIGHT WITHOUT FORMULAE", -, Pitman; 4th Revised edition 1989

OGI351

REMOTE SENSING CONCEPTS

L T P C
3 0 0 3

OBJECTIVES:

- To introduce the concepts of remote sensing processes and its components.
- To expose the various remote sensing platforms and sensors and to introduce the elements of data interpretation

UNIT I REMOTE SENSING AND ELECTROMAGNETIC RADIATION 9

Definition – components of RS – History of Remote Sensing – Merits and demerits of data collation between conventional and remote sensing methods - Electromagnetic Spectrum – Radiation principles - Wave theory, Planck's law, Wien's Displacement Law, Stefan's Boltzmann law, Kirchoff's law – Radiation sources: active & passive - Radiation Quantities

UNIT II EMR INTERACTION WITH ATMOSPHERE AND EARTH MATERIAL 9

Standard atmospheric profile – main atmospheric regions and its characteristics – interaction of radiation with atmosphere – Scattering, absorption and refraction – Atmospheric windows - Energy balance equation – Specular and diffuse reflectors – Spectral reflectance & emittance – Spectroradiometer – Spectral Signature concepts – Typical spectral reflectance curves for vegetation, soil and water – solid surface scattering in microwave region.

UNIT III ORBITS AND PLATFORMS 9

Motions of planets and satellites – Newton's law of gravitation - Gravitational field and potential - Escape velocity - Kepler's law of planetary motion - Orbit elements and types – Orbital perturbations and maneuvers – Types of remote sensing platforms - Ground based, Airborne platforms and Space borne platforms – Classification of satellites – Sun synchronous and Geosynchronous satellites – Lagrange Orbit.

UNIT IV SENSING TECHNIQUES 9

Classification of remote sensors – Resolution concept : spatial, spectral, radiometric and temporal resolutions - Scanners - Along and across track scanners – Optical-infrared sensors – Thermal sensors – microwave sensors – Calibration of sensors - High Resolution Sensors - LIDAR , UAV – Orbital and sensor characteristics of live Indian earth observation satellites

UNIT V DATA PRODUCTS AND INTERPRETATION 9

Photographic and digital products – Types, levels and open source satellite data products – selection and procurement of data– Visual interpretation: basic elements and interpretation keys - Digital interpretation – Concepts of Image rectification, Image enhancement and Image classification

TOTAL:45 PERIODS

COURSE OUTCOMES:

•On completion of the course, the student is expected to

CO 1 Understand the concepts and laws related to remote sensing

CO 2 Understand the interaction of electromagnetic radiation with atmosphere and earth material

CO 3 Acquire knowledge about satellite orbits and different types of satellites

CO 4 Understand the different types of remote sensors

CO 5 Gain knowledge about the concepts of interpretation of satellite imagery

TEXTBOOKS:

1. Thomas M.Lillesand, Ralph W. Kiefer and Jonathan W. Chipman, Remote Sensing and Image interpretation, John Wiley and Sons, Inc, New York,2015.
2. George Joseph and C Jeganathan, Fundamentals of Remote Sensing,Third Edition Universities Press (India) Private limited, Hyderabad, 2018

REFERENCES:

1. Janza, F.Z., Blue H.M. and Johnson,J.E. Manual of Remote Sensing. Vol.1, American Society of Photogrametry, Virginia, USA, 2002.
2. Verbyla, David, Satellite Remote Sensing of Natural Resources. CRC Press, 1995
3. Paul Curran P.J. Principles of Remote Sensing. Longman, RLBS, 1988.
4. Introduction to Physics and Techniques of Remote Sensing , Charles Elachi and Jacob Van Zyl, 2006 Edition II, Wiley Publication.
5. Basudeb Bhatta, Remote Sensing and GIS, Oxford University Press, 2011

CO's- PO's & PSO's MAPPING

PO	Graduate Attribute	Course Outcome					Average
		CO1	CO2	CO3	CO4	CO5	
PO1	Engineering Knowledge	3	3	3	3	3	3
PO2	Problem Analysis				3	3	3
PO3	Design/Development of Solutions				3	3	3
PO4	Conduct Investigations of Complex Problems				3	3	3
PO5	Modern Tool Usage				3	3	3
PO6	The Engineer and Society						
PO 7	Environment and Sustainability						
PO 8	Ethics						
PO 9	Individual and Team Work						
PO 10	Communication						
PO 11	Project Management and Finance						
PO 12	Life-long Learning	3		3	3	3	3
PSO 1	Knowledge of Geoinformatics discipline	3	3	3	3	3	3
PSO 2	Critical analysis of Geoinformatics Engineering problems and innovations	3	3	3	3	3	3
PSO 3	Conceptualization and evaluation of Design solutions	3	3	3	3	3	3

OBJECTIVES:

- To introduce the students the principles of agricultural crop production and the production practices of crops in modern ways.
- To delineate the role of agricultural engineers in relation to various crop production practices.

UNIT I INTRODUCTION**9**

Benefits of urban agriculture- economic benefits, environmental benefits, social and cultural benefits, educational, skill-building and job training benefits, health, nutrition and food accessibility benefits.

UNIT II VERTICAL FARMING**9**

Vertical farming- types, green facade, living/green wall-modular green wall , vegetated mat wall- Structures and components for green wall system: plant selection, growing media, irrigation and plant nutrition: Design, light, benefits of vertical gardening. Roof garden and its types. Kitchen garden, hanging baskets: **The house plants/ indoor plants**

UNIT III SOIL LESS CULTIVATION**9**

Hydroponics, aeroponics, aquaponics: merits and limitations, costs and Challenges, backyard gardens- tactical gardens- street landscaping- forest gardening, greenhouses, urban beekeeping

UNIT IV MODERN CONCEPTS**9**

Growth of plants in vertical pipes in terraces and inside buildings, micro irrigation concepts suitable for roof top gardening, rain hose system, Green house, polyhouse and shade net system of crop production on roof tops

UNIT V WASTE MANAGEMENT**9**

Concept, scope and maintenance of waste management- **recycle of organic waste, garden wastes- solid waste management-scope**, microbiology of waste, other ingredients like insecticide, pesticides and fungicides residues, waste utilization.

TOTAL: 45 PERIODS**COURSE OUTCOMES**

1. Demonstrate the principles behind crop production and various parameters that influences the crop growth on roof tops
2. Explain different methods of crop production on roof tops
3. Explain nutrient and pest management for crop production on roof tops
4. Illustrate crop water requirement and irrigation water management on roof tops
5. Explain the concept of waste management on roof tops

TEXT BOOKS:

1. Martellozzo F and J S Landry. 2020. Urban Agriculture. Scitus Academics Llc.
2. Rob Roggema. 2016. Sustainable Urban Agriculture and Food Planning. Routledge Taylor and Francis Group.
3. Akrong M O. 2012. Urban Agriculture. LAP Lambert Academic Publishing.

REFERENCES:

1. Agha Rokh A. 2008. Evaluation of ornamental flowers and fishes breeding in Bushehr urban wastewater using a pilot-scale aquaponic system. Water and Wastewater, 19 (65): 47–53.
2. Agrawal M, Singh B, Rajput M, Marshall F and Bell J. N. B. 2003. Effect of air pollution on peri-urban agriculture: A case study. Environmental Pollution, 126 (3): 323–329. <https://www.sciencedirect.com/science/article/pii/S0269749103002458#aep-section-id24>.
3. Jac Smit and Joe Nasr. 1992. Urban agriculture for sustainable cities: using wastes and idle land and water bodies as resources. Environment and Urbanization, 4 (2):141-152.

CO's- PO's & PSO's MAPPING

PO/PSO		CO1	CO2	CO3	CO4	CO5	Overall correlation of COs with POs
PO1	Engineering Knowledge	1	2	1	1	2	1
PO2	Problem Analysis	1	1	1	1	1	2
PO3	Design/ Development of Solutions	1	2	1	1	3	2
PO4	Conduct Investigations of Complex Problems	1	1	2	2	1	1
PO5	Modern Tool Usage	1	2	1	1	1	2
PO6	The Engineer and Society	1	2	1	2	1	1
PO7	Environment and sustainability	1	2	1	1	2	1
PO8	Ethics	2	1	1	1	2	1
PO9	Individual and team work:	1	1	2	1	1	1
PO10	Communication	1	2	1	1	2	1
PO11	Project management and finance	1	1	1	1	1	2
PO12	Life-long learning:	1	2	1	1	3	2
PSO1	To make expertise in design and engineering problem solving approach in agriculture with proper knowledge and skill	1	2	1	1	2	1
PSO2	To enhance students ability to formulate solutions to real-world problems pertaining to sustained agricultural productivity using modern technologies.	2	1	2	1	1	1
PSO3	To inculcate entrepreneurial skills through strong Industry-Institution linkage.	1	2	1	2	1	2

OEN351

DRINKING WATER SUPPLY AND TREATMENT

**L T P C
3 0 0 3**

OBJECTIVE:

- To equip the students with the principles and design of water treatment units and distribution system.

UNIT I SOURCES OF WATER

9

Public water supply system – Planning, Objectives, Design period, Population forecasting; Water demand – Sources of water and their characteristics, Surface and Groundwater – Impounding Reservoir – Development and selection of source – Source Water quality – Characterization – Significance – Drinking Water quality standards.

UNIT II CONVEYANCE FROM THE SOURCE

9

Water supply – intake structures – Functions; Pipes and conduits for water – Pipe materials – Hydraulics of flow in pipes – Transmission main design – Laying, jointing and testing of pipes – appurtenances – Types and capacity of pumps – Selection of pumps and pipe materials.

UNIT III WATER TREATMENT

9

Objectives – Unit operations and processes – Principles, functions, and design of water treatment plant units, aerators of flash mixers, Coagulation and flocculation – sand filters - Disinfection – Construction, Operation and Maintenance aspects.

UNIT IV ADVANCED WATER TREATMENT**9**

Water softening – Desalination- R.O. Plant – demineralization – Adsorption - Ion exchange– Membrane Systems - Iron and Manganese removal - Defluoridation - Construction and Operation and Maintenance aspects

UNIT V WATER DISTRIBUTION AND SUPPLY**9**

Requirements of water distribution – Components – Selection of pipe material – Service reservoirs - Functions – Network design – Economics - Computer applications – Appurtenances – Leak detection - Principles of design of water supply in buildings – House service connection – Fixtures and fittings, systems of plumbing and types of plumbing.

TOTAL: 45 PERIODS**OUTCOMES**

CO1: an understanding of water quality criteria and standards, and their relation to public health

CO2: the ability to design the water conveyance system

CO3: the knowledge in various unit operations and processes in water treatment

CO4: an ability to understand the various systems for advanced water treatment

CO5: an insight into the structure of drinking water distribution system

TEXTBOOKS :

1. Garg. S.K., "Water Supply Engineering", Khanna Publishers, Delhi, September 2008.
2. Punmia B.C, Arun K.Jain, Ashok K.Jain, " Water supply Engineering" Lakshmi publication private limited, New Delhi, 2016.
3. Rangwala "Water Supply and Sanitary Engineering", February 2022
4. Birdie.G.S., "Water Supply and Sanitary Engineering", Dhanpat Rai and sons, 2018.

REFERENCES :

1. Fair. G.M., Geyer.J.C., "Water Supply and Wastewater Disposal", John Wiley and Sons, 1954.
2. Babbit.H.E, and Donald.J.J, "Water Supply Engineering" , McGraw Hill book Co, 1984.
3. Steel. E.W.et al., "Water Supply Engineering" , Mc Graw Hill International book Co, 1984.
4. Duggal. K.N., "Elememts of public Health Engineering", S.Chand and Company Ltd, New Delhi, 1998.

CO's- PO's & PSO's MAPPING

CO's	PO's												PSO's		
	1	2	3	4	5	6	7	8	9	10	11	12	1	2	3
1		3						3		3			3		
2		3		2		2				3			3		
3				2		2				3			3		
4			3	2				3	2	3			3		
5			3	2			1		2	3		1			
Avg.		3	3	2		2	1	3	2	3		1	3		

1.low, 2-medium, 3-high, '-'- no correlation

Note: The average value of this course to be used for program articulation matrix.

COURSE OBJECTIVES

- To provide knowledge about electric machines and special machine
- To understand the basics of power converters
- To know the concepts of controlling DC and AC drive systems
- To understand the architecture and power train components.
- To impart knowledge on vehicle control for standard drive cycles of hybrid electrical vehicles (HEVs)

UNIT I ROTATING POWER CONVERTERS 9

Magnetic circuits- DC machine and AC machine –Working principle of Generator and Motor-DC and AC - Voltage and torque equations – Characteristics and applications. Working principle of special machines like: Brushless DC motor, Switched reluctance motor and PMSM.

UNIT II STATIC POWER CONVERTERS 9

Working and Characteristics of Power Diodes, MOSFET and IGBT. Working of uncontrolled rectifiers, controlled rectifiers (Single phase and Three phase), DC choppers, single and three phase inverters, Multilevel inverters and Matrix Converters.

UNIT III CONTROL OF DC AND AC MOTOR DRIVES 9

Speed control for constant torque, constant HP operation of all electric motors - DC/DC chopper based four quadrant operation of DC motor drives, inverter based V/f Operation (motoring and braking) of induction motor drives, Transformation theory, vector control operation of Induction motor and PMSM, Brushless DC motor drives, Switched reluctance motor (SRM) drives

UNIT IV HYBRID ELECTRIC VEHICLE ARCHITECTURE AND POWER TRAIN COMPONENTS 9

History of evolution of Electric Vehicles - Comparison of Electric Vehicles with Internal Combustion Engines - Architecture of Electric Vehicles (EV) and Hybrid Electric Vehicles (HEV) – Plug-in Hybrid Electric Vehicles (PHEV)- Power train components and sizing, Gears, Clutches, Transmission and Brakes.

UNIT V MECHANICS OF HYBRID ELECTRIC VEHICLES AND CONTROL OF VEHICLES 9

Fundamentals of vehicle mechanics - tractive force, power and energy requirements for standard drive cycles of HEV's - motor torque and power rating and battery capacity. HEV supervisory control - Selection of modes - power spilt mode - parallel mode - engine brake mode - regeneration mode - series parallel mode

TOTAL: 45 PERIODS**COURSE OUTCOMES:**

- CO1: Able to understand the principles of conventional and special electrical machines.
 CO2: Acquired the concepts of power devices and power converters
 CO3: Able to understand the control for DC and AC drive systems.
 CO4: Learned the electric vehicle architecture and power train components.
 CO5: Acquired the knowledge of mechanics of electric vehicles and control of electric vehicles.

REFERENCES:

- 1 Stephen D. Umans, "Fitzgerald & Kingsley's Electric Machinery", Tata McGraw Hill, 7th Edition, 2020.
- 2 Bogdan M. Wilamowski, J. David Irwin, The Industrial Electronics Handbook, Second Edition, Power Electronics and Motor Drives, CRC Press, 2011
- 3 Paul C. Krause, Oleg Wasynczuk, Scott D. Sudhoff, Steven D. Pekarek "Analysis of Electric Machinery and Drive Systems", 3rd Edition, Wiley-IEEE Press, 2013.

- 4 Rashid M.H., "Power Electronics Circuits, Devices and Applications ", Pearson, fourth Edition, 10th Impression 2021.
- 5 Iqbal Husain, 'Electric and Hybrid Electric Vehicles', CRC Press, 2021.
- 6 Wei Liu, 'Hybrid Electric Vehicle System Modeling and Control', Second Edition, WILEY, 2017
- 7 James Larminie and John Lowry, 'Electric Vehicle Technology Explained', Second Edition, Wiley, 2012

CO's- PO's & PSO's MAPPING

	PO 1	PO 2	PO 3	PO 4	PO 5	PO 6	PO 7	PO 8	PO 9	PO 10	PO 11	PO 12	PS O1	PS O2	PS O3
CO1	3	2			3								3	3	3
CO2	3	2	2			3			3				3	3	3
CO3	3			3		2	2						3	3	3
CO4	3	2	2		3								3	3	3
CO5	3		2								2		3	3	3
Avg	3	2	2	3	3	1	2		3		2		3	3	3

OCE353

LEAN CONCEPTS, TOOLS AND PRACTICES

L T P C
3 0 0 3

OBJECTIVE:

- To impart knowledge about the basics of lean principles, tools and techniques, and implementation in the construction industry.

UNIT I INTRODUCTION

9

Introduction and overview of the construction project management - Review of Project Management & Productivity Measurement Systems - Productivity in Construction - Daily Progress Report-The state of the industry with respect to its management practices -construction project phases - The problems with current construction management techniques.

UNIT II LEAN MANAGEMENT

9

Introduction to lean management - Toyota's management principle-Evolution of lean in construction industry - Production theories in construction –Lean construction value - Value in construction - Target value design - Lean project delivery system- Forms of waste in construction industry - Waste Elimination.

UNIT III CORE CONCEPTS IN LEAN

9

Concepts in lean thinking – Principles of lean construction – Variability and its impact – Traditional construction and lean construction – Traditional project delivery - Lean construction and workflow reliability – Work structuring – Production control.

UNIT IV LEAN TOOLS AND TECHNIQUES

9

Value Stream Mapping – Work sampling – Last planner system – Flow and pull based production – Last Planner System – Look ahead schedule – constraint analysis – weekly planning meeting- Daily Huddles – Root cause analysis – Continuous improvement – Just in time.

UNIT V LEAN IMPLEMENTATION IN CONSTRUCTION INDUSTRY

9

Lean construction implementation- Enabling lean through information technology - Lean in design - Design Structure - BIM (Building Information Modelling) - IPD (Integrated Project Delivery) – Sustainability through lean construction approach.

TOTAL : 45 PERIODS

OUTCOME:

On completion of this course, the student is expected to be able to

- CO1** Explains the contemporary management techniques and the issues in present scenario.
- CO2** Apply the basics of lean management principles and their evolution from manufacturing industry to construction industry.
- CO3** Develops a better understanding of core concepts of lean construction tools and techniques and their importance in achieving better productivity.
- CO4** Apply lean techniques to achieve sustainability in construction projects.
- CO5** Apply lean construction techniques in design and modeling.

REFERENCES:

1. Corfe, C. and Clip, B., Implementing lean in construction: Lean and the sustainability agenda, CIRIA, 2013.
2. Shang Gao and Sui Pheng Low, Lean Construction Management: The Toyota Way, Springer, 2014.
3. Dave, B., Koskela, L., Kiviniemi, A., Owen, R., and Tzortzopoulos, P., Implementing lean in construction: Lean construction and BIM, CIRIA, 2013.
4. Ballard, G., Tommelein, I., Koskela, L. and Howell, G., Lean construction tools and techniques, 2002.
5. Salem, O., Solomon, J., Genaidy, A. and Luegring, M., Site implementation and Assessment of Lean Construction Techniques, Lean Construction Journal, 2005.

OCH351**NANO TECHNOLOGY****L T P C
3 0 0 3****UNIT I INTRODUCTION****8**

General definition and size effects—important nano structured materials and nano particles—importance of nano materials- Size effect on thermal, electrical, electronic, mechanical, optical and magnetic properties of nanomaterials- surface area - band gap energy and applications. Photochemistry and Electrochemistry of nanomaterials –ionic properties of nanomaterials- Nano catalysis.

UNIT II SYNTHESIS OF NANOMATERIALS**8**

Bottom up and Top-down approach for obtaining nano materials - Precipitation methods – sol gel technique – high energy ball milling, CVD and PVD methods, gas phase condensation, magnetron sputtering and laser deposition methods – laser ablation, sputtering.

UNIT III NANO COMPOSITES**10**

Definition- importance of nanocomposites- nano composite materials-classification of composites-metal/metal oxides, metal-polymer- thermoplastic based, thermoset based and elastomer based-influence of size, shape and role of interface in composites applications.

UNIT IV NANO STRUCTURES AND CHARACTERIZATION TECHNIQUES**10**

Classifications of nanomaterials - Zero dimensional, one-dimensional and two-dimensional nanostructures- Kinetics in nanostructured materials- multilayer thin films and superlattice-clusters of metals, semiconductors and nanocomposites. Spectroscopic techniques, Diffraction methods, thermal analysis method, BET analysis method.

UNIT V APPLICATIONS OF NANO MATERIALS**9**

Overview of nanomaterials properties and their applications, nano painting, nano coating, nanomaterials for renewable energy, Molecular Electronics and Nanoelectronics – Nanobots-

Biological Applications. Emerging technologies for environmental applications- Practice of nanoparticles for environmental remediation and water treatment.

TOTAL : 45 PERIODS

OUTCOMES:

CO1 understand the basic properties such as structural, physical, chemical properties of nanomaterials and their applications.

CO2 able to acquire knowledge about the different types of nano material synthesis

CO3 describes about the shape, size,structure of composite nano materials and their interference

CO4 understand the different characterization techniques for nanomaterials

CO5 develop a deeper knowledge in the application of nanomaterials in different fields.

TEXT BOOKS

1. Mick Wilson, Kamali Kannangara, Geoff Smith, Michelle Simmom, Burkhard Raguse, " Nano Technology: Basic Science & Engineering Technology", 2005, Overseas Press
2. G. Cao, "Nanostructures & Nanomaterials: Synthesis, Properties & Applications" Imperial College Press, 2004
3. William A Goddard "Handbook of Nanoscience, Engineering and Technology", 3rd Edition, CRC Taylor and Francis group 2012.

REFERENCES

1. R.H.J.Hannink & A.J.Hill, Nanostructure Control, Wood Head Publishing Ltd.,Cambridge, 2006.
2. C.N.R.Rao, A.Muller, A.K.Cheetham, The Chemistry of Nanomaterials: Synthesis, Properties and Applications Vol. I & II, 2nd edition, 2005, Wiley VCH Verlag Gbtl & Co
3. Ivor Brodie and Julius J.Murray,'The physics of Micro/Nano – Fabrication',Springer International Edition,2010

CO's- PO's & PSO's MAPPING

Course Outcomes	Statement	Program Outcome														
		PO 1	PO 2	PO 3	PO 4	PO 5	PO 6	PO 7	PO 8	PO 9	PO 10	PO 11	PO 12	PS O1	PS O2	PS O3
CO1	understand the basic properties such as structural, physical, chemical properties of nanomaterials and their applications	2	3	2	3	3	-	-	-	1	1	-	3	1	1	3
CO2	acquire knowledge about the different types of nano material synthesis	2	3	1	3	3	-	-	-	1	1	-	3	2	1	3
CO3	describes about the shape, size,structure of composite nano materials and their interference	2	2	2	3	3	1	1	-	1	1	-	3	2	1	3
CO4	understand the different characterization techniques for nanomaterials	2	2	1	3	3	1	1	1	1	-	1	3	1	1	3
CO5	develop a deeper knowledge in the application of nanomaterials in different fields	2	2	1	3	3	1	1	1	1	-	1	3	2	1	3
Overall CO		3	2	2	1	3	3	1	1	1	1	1	1	3	2	1

OBJECTIVE:

- The course emphasis on the molecular self assembly and materials for polymer electronics

UNIT I INTRODUCTION 9

Historical Perspectives, Lessons from the Nature, Engineering the Functions, Tuning the functions, Multiscale Modeling and Computation, Classification of Functional Materials, Functional Diversity of Materials, Hybrid Materials, Technological Relevance, Societal Impact.

UNIT II MOLECULAR SELF ASSEMBLY 9

Molecular Organization, Self-Assembly in Biology, Energetics of Self-Organization, A Few Case Studies, Synthetic Protocols and Challenges, Solvent-assisted Self-Assembly, Directed Assembly-Langmuir-Blodgett and Langmuir-Schaefer techniques, Technological Applications of SAMs.

UNIT III BIO-INSPIRED MATERIALS 9

Bio-inspired materials, Classification, Biomimicry, Spider Silk, Lotus Leaf, Gecko feet, Synovial fluid, 'Bionics'-Bio-inspired Information Technologies, Artificial Sensory Organs, Biomineralization-En route to Nanotechnology.

UNIT IV SMART OR INTELLIGENT MATERIALS 9

Criteria for Smartness, Significance of Smart Materials, Representative Examples like Smart Gels and Polymers, Electro/Magneto Rheological Fluids, Smart Electroceramics, Technical Limitations and Challenges, Functional Nanocomposites, Polymer-carbon nanotube composites.

UNIT V MATERIALS FOR POLYMER ELECTRONICS 9

Polymers for Electronics, Organic Light Emitting Diodes, Working Principle of OLEDs, Illustrated Examples, Organic Field-Effect Transistors Operating Principle, Design Considerations, Polymer FETs vs Inorganic FETs, Liquid Crystal Displays, Engineering Aspects of Flat Panel Displays, Intelligent Polymers for Data Storage, Polymer-based Data Storage-Principle, Magnetic Vs. Polymer-based Data Storage.

TOTAL: 45 PERIODS**OUTCOME:**

- Students will be able to differentiate among various functional properties and select appropriate material for certain functional applications, analyze the nature and potential of functional material.

TEXT BOOK:

1. Vijayamohan K. Pillai and MeeraParthasarathy, "Functional Materials: A chemist's perspective", Universities Press Hyderabad (2012).

REFERENCE:

1. Stephen Manne "Biomimetic Materials Chemistry" Wiley-VCH Newyork, 1966.

OBJECTIVE:

- To help students acquire a sound knowledge on diversities of foods, food habits and patterns in India with focus on traditional foods.

UNIT I HISTORICAL AND CULTURAL PERSPECTIVES 9

Food production and accessibility - subsistence foraging, horticulture, agriculture and pastoralization, origin of agriculture, earliest crops grown. Food as source of physical sustenance, food as religious and cultural symbols; importance of food in understanding human culture - variability, diversity, from basic ingredients to food preparation; impact of customs and traditions on food habits, heterogeneity within cultures (social groups) and specific social contexts - festive occasions, specific religious festivals, mourning etc. Kosher, Halal foods; foods for religious and other fasts.

UNIT II TRADITIONAL METHODS OF FOOD PROCESSING 9

Traditional methods of milling grains – rice, wheat and corn – equipments and processes as compared to modern methods. Equipments and processes for edible oil extraction, paneer, butter and ghee manufacture – comparison of traditional and modern methods. Energy costs, efficiency, yield, shelf life and nutrient content comparisons. Traditional methods of food preservation – sundrying, osmotic drying, brining, pickling and smoking.

UNIT III TRADITIONAL FOOD PATTERNS 9

Typical breakfast, meal and snack foods of different regions of India. Regional foods that have gone Pan Indian / Global. Popular regional foods; Traditional fermented foods, pickles and preserves, beverages, snacks, desserts and sweets, street foods; IPR issues in traditional foods

UNIT IV COMMERCIAL PRODUCTION OF TRADITIONAL FOODS 9

Commercial production of traditional breads, snacks, ready-to-eat foods and instant mixes, frozen foods – types marketed, turnover; role of SHGs, SMES industries, national and multinational companies; commercial production and packaging of traditional beverages such as tender coconut water, neera, lassi, buttermilk, dahi. Commercial production of intermediate foods – ginger and garlic pastes, tamarind pastes, masalas (spice mixes), idli and dosa batters.

UNIT V HEALTH ASPECTS OF TRADITIONAL FOODS 9

Comparison of traditional foods with typical fast foods / junk foods – cost, food safety, nutrient composition, bioactive components; energy and environmental costs of traditional foods; traditional foods used for specific ailments / illnesses.

TOTAL: 45 PERIODS**COURSE OUTCOMES:**

- CO1 To understand the historical and traditional perspective of foods and food habits
CO2 To understand the wide diversity and common features of traditional Indian foods and meal patterns.

TEXT BOOKS:

1. Sen, Colleen Taylor "Food Culture in India" Greenwood Press, 2005.
2. Davidar, Ruth N. "Indian Food Science: A Health and Nutrition Guide to Traditional Recipes: East West Books, 2001.

OBJECTIVE:

• The course aims to introduce the students to the area of Food Processing. This is necessary for effective understanding of a detailed study of food processing and technology subjects. This course will enable students to appreciate the importance of food processing with respect to the producer, manufacturer and consumer.

UNIT I PROCESSING OF FOOD AND ITS IMPORTANCE 9

Source of food - plant, animal and microbial origin; different foods and groups of foods as raw materials for processing – cereals, pulses, grains, vegetables and fruits, milk and animal foods, sea weeds, algae, oil seeds & fats, sugars, tea, coffee, cocoa, spices and condiments, additives; need and significance of processing these foods.

UNIT II METHODS OF FOOD HANDLING AND STORAGE 9

Nature of harvested crop, plant and animal; storage of raw materials and products using low temperature, refrigerated gas storage of foods, gas packed refrigerated foods, sub atmospheric storage, Gas atmospheric storage of meat, grains, seeds and flour, roots and tubers; freezing of raw and processed foods.

UNIT III LARGE-SCALE FOOD PROCESSING 12

Milling of grains and pulses; edible oil extraction; Pasteurisation of milk and yoghurt; canning and bottling of foods; drying – Traditional and modern methods of drying, Dehydration of fruits, vegetables, milk, animal products etc; preservation by use of acid, sugar and salt; Pickling and curing with microorganisms, use of salt, and microbial fermentation; frying, baking, extrusion cooking, snack foods.

UNIT IV FOOD WASTES IN VARIOUS PROCESSES 6

Waste disposal-solid and liquid waste; rodent and insect control; use of pesticides; ETP; selecting and installing necessary equipment.

UNIT V FOOD HYGIENE 9

Food related hazards – Biological hazards – physical hazards – microbiological considerations in foods. Food adulteration – definition, common food adulterants, contamination with toxic metals, pesticides and insecticides; Safety in food procurement, storage handling and preparation; Relationship of microbes to sanitation, Public health hazards due to contaminated water and food; Personnel hygiene; Training & Education for safe methods of handling and processing food; sterilization and disinfection of manufacturing plant; use of sanitizers, detergents, heat, chemicals, Cleaning of equipment and premises.

TOTAL: 45 PERIODS**COURSE OUTCOMES:**

On completion of the course the students are expected to

CO1 Be aware of the different methods applied to processing foods.

CO2 Be able to understand the significance of food processing and the role of food and beverage industries in the supply of foods.

TEXT BOOKS/REFERENCES:

1. Karnal, Marcus and D.B. Lund "Physical Principles of Food Preservation". Rutledge, 2003.
2. VanGarde, S.J. and Woodburn. M "Food Preservation and Safety Principles and Practice". Surbhi Publications, 2001.
3. Sivasankar, B. "Food Processing & Preservation", Prentice Hall of India, 2002.
4. Khetarpaul, Neelam, "Food Processing and Preservation", Daya Publications, 2005.

COURSE OBJECTIVES:

- To provide the basic fundamental knowledge of different forms of Intellectual Property Rights in national and international level.
- To provide the significance of the Intellectual Property Rights about the patents, copyrights, industrial design, plant and geographical indications.
- This paper is to study significance of the amended patent act on pharma industry.

UNIT I INTRODUCTION- INTELLECTUAL PROPERTY RIGHTS 9

Introduction, Types of Intellectual Property Rights -patents, plant varieties protection, geographical indicators, copyright, trademark, trade secrets.

UNIT II PATENTS 9

Patents-Objective, Introduction, Requirement for patenting- Novelty, Inventive step (Non-obviousness) and industrial application (utility), Non-patentable inventions, rights of patent owner, assignment of patent rights, patent specification (provisional and complete), parts of complete specification, claims, procedure for obtaining patents, compulsory license.

UNIT III PLANT VARIETY-TRADITIONAL KNOWLEDGE –GEOGRAPHICAL INDICATIONS 9

Plant variety- Justification, criteria for protection of plant variety and protection in India. Traditional knowledge- Concept of traditional knowledge, protection of traditional knowledge under Intellectual Property frame works in national level and Traditional knowledge digital library (TKDL). Geographical Indications – Justification for protection, National and International position.

UNIT IV ENFORCEMENT AND PRACTICAL ASPECTS OF IPR 9

Introduction – civil remedies – injunction, damage, account of profit – criminal remedies – patent, trademark. Practical aspects – Introduction, benefits of licensing, licensing of basic types of IPR, licensing clauses of IPR. Case studies of patent infringement, compulsory licensing, simple patent license agreements.

UNIT V INTERNATIONAL BACKGROUND OF INTELLECTUAL PROPERTY 9

International Background of Intellectual Property- Paris Convention, Berne convention, World Trade Organization (WTO), World Intellectual Property Organization (WIPO), Trade Related Aspects of Intellectual Property Rights (TRIPS) and Patent Co-operation Treaty (PCT).

TOTAL:45 PERIODS**TEXT BOOKS:**

1. N. Nagpal, M. Arora, M.R.D. Usman, S. Rahar, "Intellectual Property Rights" Edu creation Publishing, New Delhi, 2017.
2. The Patents Act, 1970 (Bare Act with Short Notes) (New Delhi: Universal Law Publishing Company Pvt. Ltd. 2012.
3. B.S. Rao, P.V. Appaji, "Intellectual Property Rights in Pharmaceutical Industry: Theory and Practice", 2015.

REFERENCES:

1. Patents for Chemicals, Pharmaceuticals, & Biotechnology-Fundamentals of Global Law, Practice and Strategy. Philip W. Grubb, Oxford University Press, 2004.
2. Basic Principles of patent law – Basics principles and acquisition of IPR. Ramakrishna T. CIPRA, NLSIU, Bangalore, 2005
3. S. Lakshmana Prabu, TNK. Suriyaprakash, "Intellectual Property Rights", 1st ed., In Tech open access, Croatia, 2017.

Course Outcome

The student will be able to

- C1** Understand and differentiate the categories of intellectual property rights.

- C2** Describe about patents and procedure for obtaining patents.
- C3** Distinguish plant variety, traditional knowledge and geographical indications under IPR.
- C4** Provide the information about the different enforcements and practical aspects involved in protection of IPR.
- C5** Provide different organizations role and responsibilities in the protection of IPR in the international level.
- C6** Understand the interrelationships between different Intellectual Property Rights on International Society

CO's- PO's & PSO's MAPPING

	PO1	PO2	PO3	PO4	PO5	PO6	PO7	PO8	PO9	PO10	PO11	PO12
C1	3	3		2					2	2		
C2		3	3				2	2				
C3	3	3					2	2				1
C4					2		3	3		2	2	
C5		3					3			2		1
C6	3	2				2	2					2

OTT351

BASICS OF TEXTILE FINISHING

L T P C
3 0 0 3

OBJECTIVE:

- To enable the students to understand the basics and different types of finishes required for textile materials and machines used for finishing.

UNIT I RESIN FINISHING

9

Importance of finishing and its classification. Resin finishing: Mechanism of creasing, Types of Resins .Anti crease, wash and wear, durable press resin finishing. Study about eco friendly method of anti crease finishing.

UNIT II FLAME PROOF & WATERPROOF

9

Concept of Flame proof & flame retardancy. Flame retardant finishes for cotton, Concept of waterproof and water repellent Finishes, Durable & Semi durable and Temporary finishes, Concept of Antimicrobial finish.

UNIT III SOIL RELEASE AND ANTISTATIC FINISHES

9

Soil Release Finishing: Mechanism of soil retention & soil release. Anti pilling Finishing: chemical and mechanical methods to produce anti pilling. Concept of UV Protection finishes- Concept of antistatic finishes.

UNIT IV MECHANICAL FINISHES

9

Mechanical finishing of textile materials - calendaring, compacting, Sanforising, Peach finishing. Object of Heat setting. Various methods of heat setting and mechanism of heat setting.

UNIT V STIFFENING AND SOFTENING**9**

Concept of stiffening and softening of textile materials. Mechanism in the weight reduction of PET .Concept of Micro encapsulation techniques in finishing process, Nano finish, Plasma Treatment and Bio finishing.

TOTAL: 45 PERIODS**OUTCOMES:**

Upon completion of the course, the students will be able to Understand the

CO: 1 Basics of Resin Finishing Process.

CO: 2 Concept of Flame proof & flame retardancy, waterproof and water repellent, Antimicrobial finishes.

CO: 3 Concept of Soil Release, Anti Pilling, UV Protection and Antistatic finishes.

CO: 4 Concept of Mechanical finishing.

CO: 5 Basics of Micro encapsulation techniques, Nano finish, Plasma Treatment.

TEXT BOOKS:

1. V.A.Shennai, "Technology of Finishing", Vol X, Sevak Publications, Mumbai
2. Perkins, W.S., "Textile colouration and finishing", Carolina Academic Press., U.K, ISBN: 0890898855.2004.

REFERENCES:

1. Microencapsulation in finishing, Review of progress of Colouration, SDC, 2001 62
2. Chakraborty, J.N, Fundamentals and Practices in colouration of Textiles, Woodhead Publishing India, 2009, ISBN-13:978-81-908001-4-3
3. W. D. Schindler and P. J. Hauser "Chemical finishing of textiles", Woodhead Publishing Cambridge England,2004.

OTT352**INDUSTRIAL ENGINEERING FOR GARMENT INDUSTRY****LT P C
3 0 0 3****OBJECTIVES:**

- To enable the students to learn about basics of industrial engineering and different tools of industrial engineering and its application in apparel industry

UNIT I INTRODUCTION**9**

Scope of industrial engineering in apparel Industry, role of industrial engineers.

Productivity: Definition - Productivity, Productivity measures .Reduction of work content due to the product and process, Reduction of ineffective time due to the management, due to the worker. Causes for low productivity in apparel industry and measures for improvement.

UNIT II WORK STUDY**9**

Definition, Purpose, Basic procedure and techniques of work-study.

Work environment – Lighting, Ventilation, Climatic condition on productivity. Temperature control, humidity control, noise control measures. Safety and ergonomics on work station and work environment

Material Handling – Objectives, Classification and characteristics of material handling equipments, Specialized material handling equipments.

UNIT III METHOD STUDY**9**

Definition, Objectives, Procedure, Process charts and symbols. Various charts – Charts indicating process sequence: Outline process chart, flow process chart (man type, material type and equipment type); Charts using time scale – multiple activity chart. Diagrams indicating movement – flow diagram, string diagram, cycle graph, chrono cycle graph, travel chart

MOTION STUDY: Principle of motion economy, Two handed process chart, micro motion analysis – therbligs, SIMO chart.

UNIT IV WORK MEASUREMENT**9**

Definition, purpose, procedure, equipments, techniques. Time study - Definition, basics of time study- equipments. Time study forms, Stop watch procedure. Predetermined motion time standards (PMTS). Time Study rating, calculation of standard time, Performance rating – relaxation and other allowances. Calculation of SAM for different garments, GSD.

UNIT V WORK STUDY APPLICATION**9**

Application of work study techniques in cutting, stitching and packing in garment industry. Workaids in sewing, Pitch diagram, Line balancing, Capacity planning, scientific method of training.

TOTAL: 45 PERIODS**OUTCOMES:**

Upon the completion of the course the student shall be able to understand

CO1: Fundamental concepts of industrial Engineering and productivity

CO2: Method study

CO3: Motion analysis

CO4: Work measurement and SAM

CO5: Ergonomics and its application to garment industry

TEXTBOOKS:

1. George Kanwaty, "Introduction to Work Study ", ILO, Geneva, 1996, ISBN: 9221071081 | ISBN-13: 9789221071082
2. Enrick N. L., "Time study manual for Textile industry", Wiley Eastern (P) Ltd., 1989, ISBN: 0898740444 | ISBN-13: 9780898740448
3. Khanna O. P., and Sarup A., "Industrial Engineering and Management", Dhanpat Rai Publications, New Delhi, 2010, ISBN: 818992835X / ISBN: 978-8189928353

REFERENCES

1. Norberd Lloyd Enrick., "Industrial Engineering Manual for Textile Industry", Wiley Eastern (P) Ltd., New Delhi, 1988, ISBN: 0882756311 | ISBN-13: 9780882756318
2. Chuter A. J., "Introduction to Clothing Production Management", Wiley-Black well Science, U.S. A., 1995, ISBN: 0632039396 | ISBN-13: 9780632039395
3. GordanaColovic., "Ergonomics in the garment industry", Wood publishing India Pvt. Ltd., India, 2014, ISBN: 0857098225 | ISBN-13: 9780857098221
4. Rajesh Bheda, "Managing Productivity in Apparel Industry "CBS Publishers & Distributors, 2008

CO's- PO's & PSO's MAPPING

Course Outcomes	Statement	Program														
		Outcome										Program				
		PO1	PO2	PO3	PO4	PO5	PO6	PO7	PO8	PO9	PO10	PO11	PO12	PSO1	PSO2	PSO3
CO1	Fundamental concepts of industrial Engineering and productivity	2	2	3	3	2	1	1	2	2	1	2	2	1	1	-
CO2	Method study	1	2	3	3	2	1	1	2	2	1	2	2	1	1	-
CO3	Motion analysis	1	2	3	3	2	1	1	2	2	1	2	2	1	1	-
CO4	Work measurement and SAM	1	2	3	3	2	1	1	2	2	1	3	2	1	1	-
CO5	Ergonomics and its application to garment industry	1	2	3	3	2	1	2	2	2	1	3	2	1	1	-
Overall CO		1.2	2	3	3	2	1	1.2	2	2	1	2.4	2	1	1	-

1, 2 and 3 are correlation levels with weightings as Slight (Low), Moderate (Medium) and Substantial (High) respectively

OBJECTIVES:

- To enable the students to learn about the basics of fibre forming, yarn production, fabric formation, coloration of fabrics and garment manufacturing

UNIT I NATURAL FIBRES 9

Introduction: Definition of staple fibre, filament; Classification of natural and man-made fibres, essential and desirable properties of fibres. Production and cultivation of Natural Fibres: Cultivation of cotton, production of silk (sericulture), wool and jute – physical and chemical structure of these fibres.

UNIT II REGENERATED AND SYNTHETIC FIBRES 9

Production sequence of regenerated and modified cellulosic fibres: viscose rayon, Acetate Rayon, high wet modulus and high tenacity fibres; synthetic fibres – chemical structure, fibre forming polymers, production principles.

UNIT III BASICS OF SPINNING 9

Spinning – principle of yarn formation, sequence of machines for yarn production with short staple fibres and blends, principles of opening and cleaning machines; yarn numbering – calculations

UNIT IV BASICS OF WEAVING 9

Woven fabric – warp, weft, weaving, path of warp; looms – classification, handloom and its parts, powerloom, automatic looms, shuttleless looms, special type of looms; preparatory machines for weaving process and their objectives; basic weaving mechanism - primary, secondary and auxiliary mechanisms

UNIT V BASICS OF KNITTING AND NONWOVEN 9

Knitting – classification, principle, types of fabrics; nonwoven process –classification, principle, types of fabrics.

TOTAL : 45 PERIODS**OUTCOMES:**

On completion of this course, the students shall have the basic knowledge on

CO1: Classification of fibres and production of natural fibres

CO2: Regenerated and synthetic fibres

CO3: Yarn spinning

CO4: Weaving

CO5: Knitting and nonwoven

TEXTBOOKS

- Mishra S. P. , “A Text Book of Fibre Science and Technology”, New Age Publishers, 2000, ISBN: 8122412505
- Marks R., and Robinson. T.C., “Principles of Weaving”, The Textile Institute, Manchester, 1989, ISBN: 0 900739 258.
- Spencer D.J., “Knitting Technology”, III Ed., Textile Institute, Manchester, 2001, ISBN: 185573 333 1.

REFERENCES:

- Hornberer M., Eberle H., Kilgus R., Ring W. and Hermeling H., “Clothing Technology: From Fibre to Fabric”, Europa LehrmittelVerlag, 2008, ISBN: 3808562250 / ISBN: 978-3808562253.
- Wynne A., “Motivate Series-Textiles”, Maxmillan Publications, London, 1997.
- Carr H. and Latham B., “The Technology of Clothing Manufacture” Backwell Science, U.K., 1994, ISBN: 0632037482 / ISBN:13: 9780632037483. Klein W., “The Rieter Manual of Spinning, Vol.1”, Rieter Machine Works Ltd., Winterthur, 2014, ISBN 10 3-9523173-1-4 / ISBN 13 978-3-9523173-1-0.
- Klein W., “The Rieter Manual of Spinning, Vol.2”, Rieter Machine Works Ltd., Winterthur, 2014, ISBN 10 3-9523173-2-2 / ISBN 13 978-3-9523173-2-7.

5. Klein W., "The Rieter Manual of Spinning, Vol.1-3", Rieter Machine Works Ltd., Winterthur, 2014, ISBN 10 3-9523173-3-0 / ISBN 13 978-3-9523173-3-4.
6. Talukdar. M.K., Sriramulu. P.K., and Ajaonkar. D.B., "Weaving: Machines, Mechanisms, Management", Mahajan Publishers, Ahmedabad, 1998, ISBN: 81-85401-16-0.
7. Morton W. E., and Hearle J. W. S., "Physical Properties of Textile Fibres", The Textile Institute, Washington D.C., 2008, ISBN 978-1-84569-220-95
8. Gohl E. P. G., "Textile Science", CBS Publishers and distributors, 1987, ISBN 0582685958

CO's- PO's & PSO's MAPPING

Course Outcomes	Statement	Program Outcome														
		PO1	P O 2	P O 3	P O 4	P O 5	P O 6	P O 7	P O 8	P O 9	PO 10	PO 11	PO 12	PS O1	PS O2	PS O3
CO1.	Classification of fibres and production of natural fibres	-	-	-	-	-	-	-	2	1	-	1	1	-	1	-
CO2.	Regenerated and synthetic fibres	-	-	-	-	-	-	-	2	1	-	1	1	-	1	-
CO3.	Yarn spinning	-	-	-	-	-	-	-	2	1	-	1	1	-	1	-
CO4.	Weaving	-	-	-	-	-	-	-	2	1	-	1	1	-	1	-
CO5.	Knitting and nonwoven	-	-	-	-	-	-	-	2	1	-	1	1	-	1	-
Overall CO		-	-	-	-	-	-	-	2	1	-	1	1	-	1	-

1, 2 and 3 are correlation levels with weightings as Slight (Low), Moderate (Medium) and Substantial (High) respectively

OPE351 INTRODUCTION TO PETROLEUM REFINING AND PETROCHEMICALS

L T P C
3 0 0 3

OBJECTIVE:

The course is aimed to

- Gain knowledge about petroleum refining process and production of petrochemical products.

UNIT I ORIGIN, FORMATION AND REFINING OF CRUDE OIL 9

Origin, Formation and Evaluation of Crude Oil. Testing of Petroleum Products. Refining of Petroleum - Atmospheric and Vacuum Distillation.

UNIT II CRACKING 9

Cracking, Thermal Cracking, Vis-breaking, Catalytic Cracking (FCC), Hydro Cracking, Coking and Air Blowing of Bitumen

UNIT III REFORMING AND HYDROTREATING 9

Catalytic Reforming of Petroleum Feed Stocks. Lube oil processing- Solvent Treatment Processes, Dewaxing, Clay Treatment and Hydrofining. Treatment Techniques: Removal of Sulphur Compounds in all Petroleum Fractions to improve performance.

UNIT IV INTRODUCTION TO PETROCHEMICALS 9

Petrochemicals - Cracking of Naphtha and Feed stock gas for the production of Ethylene, Propylene, Isobutylene and Butadiene. Production of Acetylene from Methane, and Extraction of Aromatics.

UNIT V PRODUCTION OF PETROCHEMICALS 9

Production of Petrochemicals like Dimethyl Terephthalate(DMT), Ethylene Glycol, Synthetic glycerine, Linear Alkyl Benzene (LAB), Acrylonitrile, Methyl Methacrylate (MMA), Vinyl Acetate Monomer, Phthalic Anhydride, Maleic Anhydride, Phenol, Acetone, Methanol, Formaldehyde, Acetaldehyde, Pentaerythritol and production of Carbon Black.

TOTAL: 45 PERIODS

OUTCOMES:

On the completion of the course students are expected to

CO1: Understand the classification, composition and testing methods of crude petroleum and its products. Learn the mechanism of refining process.

CO2: Understand the insights of primary treatment processes to produce the precursors.

CO3: Study the secondary treatment processes cracking, vis-breaking and coking to produce more petroleum products.

CO4: Appreciate the need of treatment techniques for the removal of sulphur and other impurities from petroleum products.

CO5: Understand the societal impact of petrochemicals and learn their manufacturing processes.

CO6: Learn the importance of optimization of process parameters for the high yield of petroleum products.

TEXT BOOKS

1. Nelson, W. L., "Petroleum Refinery Engineering", 4th Edition., McGraw Hill, New York, 1985.
2. Wiseman. P., "Petrochemicals", UMIST Series in Science and Technology, John Wiley & Sons, 1986.

REFERENCES

1. Bhaskara Rao, B. K., "Modern Petroleum Refining Processes", 2nd Edition, Oxford and IBH Publishing Company, New Delhi, 1990.
2. Bhaskara Rao, B. K. "A Text on Petrochemicals", 1st Edition, Khanna Publishers

CPE334

ENERGY CONSERVATION AND MANAGEMENT

**L T P C
3 0 0 3**

OBJECTIVES:

At the end of the course, the student is expected to

- understand and analyse the energy data of industries
- carryout energy accounting and balancing
- conduct energy audit and suggest methodologies for energy savings and
- utilise the available resources in optimal ways

UNIT I INTRODUCTION 9

Energy - Power – Past & Present scenario of World; National Energy consumption Data – Environmental aspects associated with energy utilization – Energy Auditing: Need, Types, Methodology and Barriers. Role of Energy Managers. Instruments for energy auditing.

UNIT II ELECTRICAL SYSTEMS 9

Components of EB billing – HT and LT supply, Transformers, Cable Sizing, Concept of Capacitors, Power Factor Improvement, Harmonics, Electric Motors - Motor Efficiency Computation, Energy Efficient Motors, Illumination – Lux, Lumens, Types of lighting, Efficacy, LED Lighting and scope of Encon in Illumination.

UNIT III THERMAL SYSTEMS 9

Stoichiometry, Boilers, Furnaces and Thermic Fluid Heaters – Efficiency computation and econ measures. Steam: Distribution &U sage: Steam Traps, Condensate Recovery, Flash Steam Utilization, Insulators & Refractories

UNIT IV ENERGY CONSERVATION IN MAJOR UTILITIES 9

Pumps, Fans, Blowers, Compressed Air Systems, Refrigeration and Air Conditioning Systems – Cooling Towers – D.G. sets

UNIT V ECONOMICS 9

Energy Economics – Discount Rate, Payback Period, Internal Rate of Return, Net Present Value, Life Cycle Costing –ESCO concept

TOTAL: 45 PERIODS

OUTCOMES:

Upon completion of this course, the students can able to analyze the energy data of industries.

CO1: Remember the knowledge for Basic combustion and furnace design and selection of thermal and mechanical energy equipment.

CO2: Study the Importance of Stoichiometry relations, Theoretical air required for complete combustion.

CO3: Skills on combustion thermodynamics and kinetics.

CO4: Apply calculation and design tube still heaters.

CO5: Studied different heat treatment furnace.

CO6: Practical and theoretical knowledge burner design.

TEXT BOOKS:

1. Energy Manager Training Manual (4 Volumes) available at www.energymanagertraining.com. a website administered by Bureau of Energy Efficiency (BEE), a statutory body under Ministry of Power, Government of India, 2004.

REFERENCES:

1. Witte. L.C., P.S. Schmidt, D.R. Brown, “Industrial Energy Management and Utilisation” Hemisphere Publ, Washington, 1988.
2. Callaghn, P.W. “Design and Management for Energy Conservation”, Pergamon Press, Oxford, 1981.
3. Dryden. I.G.C., “The Efficient Use of Energy” Butterworths, London, 1982
4. Turner. W.C., “Energy Management Hand book”, Wiley, New York, 1982.
5. Murphy. W.R. and G. Mc KAY, “Energy Management”, Butterworths, London 1987

OPT351 BASICS OF PLASTICS PROCESSING

**L T P C
3 0 0 3**

COURSE OBJECTIVES

- Understand the fundamentals of plastics processing, such as the relationships between material structural properties and required processing parameters, and so on
- To gain practical knowledge on the polymer selection and its processing
- Understanding the major plastic material processing techniques (Extrusion, Injection molding, Compression and Transfer molding, Blow molding, Thermoforming and casting)
- To understand suitable additives for plastics compounding
- To Propose troubleshooting mechanisms for defects found in plastics products manufactured by various processing techniques

UNIT I INTRODUCTION TO PLASTICS PROCESSING 9

Introduction to plastic processing – Principles of plastic processing: processing of plastics vs. metals and ceramics. Factors influencing the efficiency of plastics processing: molecular weight, viscosity and rheology. Difference in approach for thermoplastic and thermoset processing.

Additives for plastics compounding and processing: antioxidants, light stabilizers, UV stabilizers, lubricants, impact modifiers, flame retardants, antistatic agents, stabilizers and plasticizers. Compounding: plastic compounding techniques, plasticization, pelletization.

UNIT II EXTRUSION

9

Extrusion – Principles of extrusion. Features of extruder: barrel, screw, types of screws, drive mechanism, specifications, heating & cooling systems, types of extruders. Flow mechanism: process variables, die entry effects and exit instabilities. Die swell, Defects: melt fracture, shark skin, bambooing. Factors determining efficiency of an extruder. Extrusion of films: blown and cast films. Tube/pipe extrusion. Extrusion coating: wire & cable. Twin screw extruder and its applications. Applications of extrusion and new developments.

UNIT III INJECTION MOLDING

9

Injection molding – Principles and processing outline, machinery, accessories and functions, specifications, process variables, mould cycle. Types of clamping: hydraulic and toggle mechanisms. Start-up and shut down procedures-Cylinder nozzles- Press capacity projected area -Shot weight Basic theoretical concepts and their relationship to processing - Interaction of moulding process aspect effects in quoted variables. Basic mould types. Reciprocating vs. plunger type injection moulding. Thermoplastic vs. thermosetting injection moulding. Injection moulding vs. other plastic processing techniques. State-of-the art injection moulding techniques - Introduction to trouble shooting

UNIT IV COMPRESSION AND TRANSFER MOLDING

9

Compression moulding – Basic principles of compression and transfer moulding-Meaning of terms-Bulk factor and flow properties, moulding materials, process variables and process cycle, Inter relation between flow properties-Curing time-Mould temperature and Pressure requirements. Preforms and preheating- Techniques of preheating. Machines used-Types of compression mould-positive, semi-positive and flash. Common moulding faults and their correction- Finishing of mouldings. Transfer moulding: working principle, equipment, Press capacity-Integral moulds and auxiliary ram moulds, moulding cycle, moulding tolerances, pot transfer, plunger transfer and screw transfer moulding techniques, advantages over compression moulding

UNIT V BLOW MOLDING, THERMOFORMING AND CASTING

9

Blow moulding: principles and terminologies. Injection blow moulding. Extrusion blow moulding. Design guidelines for optimum product performance and appearance. Thermoforming: principle, vacuum forming, pressure forming mechanical forming. Casting: working principle, types and applications.

COURSE OUTCOMES

PROGRESS THROUGH KNOWLEDGE

TOTAL: 45 PERIODS

- Ability to find out the correlation between various processing techniques with product properties.
- Understand the major plastics processing techniques used in moulding (injection, blow, compression, and transfer), extrusion, thermoforming, and casting.
- Acquire knowledge on additives for plastic compounding and methods employed for the same
- Familiarize with the machinery and ancillary equipment associated with various plastic processing techniques.
- Select an appropriate processing technique for the production of a plastic product

REFERENCES

1. S. S. Schwart, S. H. Goodman, Plastics Materials and Processes, Van Nostrad Reinhold Company Inc. (1982).
2. F. Hensen (Ed.), Plastic Extrusion Technology, Hanser Gardner (1997).
3. W. S. Allen and P. N. Baker, Hand Book of Plastic Technology, Volume-1, Plastic Processing Operations [Injection, Compression, Transfer, Blow Molding], CBS Publishers and Distributors (2004).
4. M. Chanda, S. K. Roy, Plastic Technology handbook, 4th Edn., CRC Press (2007).

5. I. I. Rubin, Injection Molding Theory & Practice, Society of Plastic Engineers, Wiley (1973).
6. D.V. Rosato, M. G. Rosato, Injection Molding Hand Book, Springer (2012).
7. M. L. Berins (Ed.), SPI Plastic Engineering Hand Book of Society of Plastic Industry Inc., Springer (2012).
8. B. Strong, Plastics: Material & Processing, A, Pearson Prentice hall (2005).
9. D.V Rosato, Blow Molding Hand Book, Carl HanserVerlag GmbH & Co (2003).

OEC351

SIGNALS AND SYSTEMS

L T P C
3 0 0 3

COURSE OBJECTIVES :

- To understand the basic properties of signal & systems
- To know the methods of characterization of LTI systems in time domain
- To analyze continuous time signals and system in the Fourier and Laplace domain
- To analyze discrete time signals and system in the Fourier and Z transform domain

UNIT I CLASSIFICATION OF SIGNALS AND SYSTEMS 9

Standard signals- Step, Ramp, Pulse, Impulse, Real and complex exponentials and Sinusoids_Classification of signals – Continuous time (CT) and Discrete Time (DT) signals, Periodic & Aperiodic signals, Deterministic & Random signals, Energy & Power signals - Classification of systems- CT systems and DT systems- – Linear & Nonlinear, Time-variant& Time-invariant,Causal & Non-causal, Stable & Unstable.

UNIT II ANALYSIS OF CONTINUOUS TIME SIGNALS 9

Fourier series for periodic signals - Fourier Transform – properties- Laplace Transforms and Properties

UNIT III LINEAR TIME INVARIANT CONTINUOUS TIME SYSTEMS 9

Impulse response - convolution integrals- Differential Equation- Fourier and Laplace transforms in Analysis of CT systems - Systems connected in series / parallel.

UNIT IV ANALYSIS OF DISCRETE TIME SIGNALS 9

Baseband signal Sampling–Fourier Transform of discrete time signals (DTFT)– Properties of DTFT - Z Transform & Properties

UNIT V LINEAR TIME INVARIANT-DISCRETE TIME SYSTEMS 9

Impulse response–Difference equations-Convolution sum- Discrete Fourier Transform and Z Transform Analysis of Recursive & Non-Recursive systems-DT systems connected in series and parallel.

TOTAL: 45 PERIODS

COURSE OUTCOMES:

At the end of the course, the student will be able to:

- CO1:determine if a given system is linear/causal/stable
- CO2: determine the frequency components present in a deterministic signal
- CO3:characterize continuous LTI systems in the time domain and frequency domain
- CO4:characterize discrete LTI systems in the time domain and frequency domain
- CO5:compute the output of an LTI system in the time and frequency domains

TEXT BOOKS:

1. Oppenheim, Willsky and Hamid, “Signals and Systems”, 2nd Edition, Pearson Education, New Delhi, 2015.(Units I - V)
2. Simon Haykin, Barry Van Veen, “Signals and Systems”, 2nd Edition, Wiley, 2002


REFERENCES :

1. B. P. Lathi, “Principles of Linear Systems and Signals”, 2nd Edition, Oxford, 2009.

2. M. J. Roberts, "Signals and Systems Analysis using Transform methods and MATLAB", McGraw- Hill Education, 2018.
3. John Alan Stuller, "An Introduction to Signals and Systems", Thomson, 2007.

CO's- PO's & PSO's MAPPING

CO	PO1	PO2	PO3	PO4	PO5	PO6	PO7	PO8	PO9	PO10	PO11	PO12	PSO1	PSO2	PSO3
1	3	-	3	-	3	2	-	-	-	-		3	-	-	1
2	3	-	3	-	-	2	-	-	-	-		3	-	3	-
3	3	3	-	-	3	2	-	-	-	-		3	2	-	-
4	3	3	-	-	3	2	-	-	-	-		3	-	3	1
5	3	3	-	3	3	2	-	-	-	-		3	-	3	1
CO	3	3	3	3	3	2	-	-	-	-	-	3	2	3	1



TEXT BOOKS:

1. Book specially prepared by NASSCOM as per the MoU.
2. Karl T Ulrich and Stephen D Eppinger, "Product Design and Development", Tata McGraw Hill, Fifth Edition, 2011.
3. John W Newstorm and Keith Davis, "Organizational Behavior", Tata McGraw Hill, Eleventh Edition, 2005.

REFERENCES:

1. Hiriyappa B, "Corporate Strategy – Managing the Business", Author House, 2013.
2. Peter F Drucker, "People and Performance", Butterworth – Heinemann [Elsevier], Oxford, 2004.
3. Vinod Kumar Garg and Venkita Krishnan N K, "Enterprise Resource Planning – Concepts", Second Edition, Prentice Hall, 2003.
4. Mark S Sanders and Ernest J McCormick, "Human Factors in Engineering and Design", McGraw Hill Education, Seventh Edition, 2013

CO's- PO's & PSO's MAPPING

CO's	PO's												PSO's			
	1	2	3	4	5	6	7	8	9	10	11	12	1	2	3	
1	3	2	3	1						1		1				
2	3	2	3	1						1		1				
3	3	2	3	1	1			1	1	1		1				
4	3	2	3	1	1			1	1	1		1				
5	3	2	3	1	1			1	1	1		1				
Avg.																

CBM333

ASSISTIVE TECHNOLOGY**L T P C
3 0 0 3****OBJECTIVES:****The student should be made to:**

- To know the hardware requirement various assistive devices
- To understand the prosthetic and orthotic devices
- To know the developments in assistive technology

UNIT I CARDIAC ASSIST DEVICES**9**

Cardiac functions and parameters, principle of External counter pulsation techniques, intra aortic balloon pump, Auxillary ventricle and schematic for temporary bypass of left ventricle, prosthetic heart valves, cardiac pacemaker.

UNIT II HEMODIALYSERS**9**

Physiology of kidney, Artificial kidney, Dialysis action, hemodialyser unit, membrane dialysis, portable dialyser monitoring and functional parameters.

UNIT III HEARING AIDS**9**

Anatomy of ear, Common tests – audiograms, air conduction, bone conduction, masking techniques, SISL, Hearing aids – principles, drawbacks in the conventional unit, DSP based hearing aids.

UNIT IV PROSTHETIC AND ORTHODIC DEVICES**9**

Hand and arm replacement – different types of models, externally powered limb prosthesis, feedback in orthotic system, functional electrical stimulation, sensory assist devices.

UNIT V RECENT TRENDS**9**

Transcutaneous electrical nerve stimulator, bio-feedback, assistive devices in drug delivery

TOTAL :45 PERIODS

OUTCOMES:**On successful completion of this course, the student will be able to**

- CO1: Interpret the various mechanical techniques that will help in assisting the heart functions.
 CO2: Describe the underlying principles of hemodialyzer machine.
 CO3: Indicate the methodologies to assess the hearing loss.
 CO4: Evaluate the types of assistive devices for mobilization.
 CO5: Explain about TENS and biofeedback system.

TEXT BOOKS

1. Joseph D. Bronzino, The Biomedical Engineering Handbook, Third Edition: Three Volume Set, CRC Press,2006
2. Marion. A. Hersh, Michael A. Johnson,Assistive Technology for visually impaired and blind,Springer Science & Business Media, 1st edition, 12-May-2010
3. Yadin David, Wolf W. von Maltzahn, Michael R. Neuman, Joseph.D, Bronzino, Clinical Engineering, CRC Press, 1st edition,2010.

REFERENCES

1. Kenneth J. Turner Advances in Home Care Technologies: Results of the match Project, Springer, 1stedition, 2011.
2. Gerr M. Craddock Assistive Technology-Shaping the future, IOS Press, 1st edition, 2003.
3. 3D Printing in Orthopaedic Surgery, Matthew Dipaola , Elsevier 2019 ISBN 978 -0-323-662116
4. Cardiac Assist Devices, Daniel Goldstein (Editor), Mehmet Oz (Editor), Wiley-Blackwell April 2000 ISBN: 978-0-879-93449-1

CO's- PO's & PSO's MAPPING

CO's	PO's												PSO's			
	1	2	3	4	5	6	7	8	9	10	11	12	1	2	3	
1	3	1	1	1	1											
2	3	1	1	1	1											
3	3	1	1	1	1											
4	3	1	1	1	1											
5	3	1	1	1	1											
AVg.																

OMA352**OPERATIONS RESEARCH****L T P C**
3 0 0 3**OBJECTIVES:**

This course will help the students to

- determine the optimum solution for Linear programming problems.
- study the Transportation and assignment models and various techniques to solve them.
- acquire the knowledge of optimality, formulation and computation of integer programming problems.
- acquire the knowledge of optimality, formulation and computation of dynamic programming problems.
- determine the optimum solution for non-linear programming problems.

UNIT I LINEAR PROGRAMMING**9**

Formulation of linear programming models – Graphical solution – Simplex method - Big M Method – Two phase simplex method - Duality - Dual simplex method.

UNIT II TRANSPORTATION AND ASSIGNMENT PROBLEMS**9**

Matrix form of Transportation problems – Loops in T.P – Initial basic feasible solution – Transportation algorithm – Assignment problem – Unbalanced assignment problems .

UNIT III INTEGER PROGRAMMING 9
Introduction – All and mixed I.P.P – Gomory’s method – Cutting plane algorithm – Branch and bound algorithm – Zero – one programming.

UNIT IV DYNAMIC PROGRAMMING PROBLEMS 9
Recursive nature of computation – Forward and backward recursion – Resource Allocation model – Cargo – loading model – Work – force size model - Investment model – Solution of L.P.P by dynamic programming .

UNIT V NON - LINEAR PROGRAMMING PROBLEMS 9
Lagrange multipliers – Equality constraints – Inequality constraints – Kuhn – Tucker Conditions – Quadratic programming.

TOTAL:45 PERIODS

OUTCOMES :

At the end of the course, students will be able to

- Could develop a fundamental understanding of linear programming models, able to develop a linear programming model from problem description, apply the simplex method for solving linear programming problems.
- analyze the concept of developing, formulating, modeling and solving transportation and assignment problems.
- solve the integer programming problems using various methods.
- conceptualize the principle of optimality and sub-optimization, formulation and computational procedure of dynamic programming.
- determine the optimum solution for non linear programming problems.

TEXT BOOKS:

1. Kanti Swarup, P.K.Gupta and Man Mohan, " Operations Research " , Sultan Chand & Sons, New Delhi, Fifth Edition , 1990.
2. Taha. H.A, " Operations Research – An Introduction , Pearson Education, Ninth Edition , New Delhi, 2012.

REFERENCES :

1. J.K.Sharma , " Operations Research - Theory and Applications " Mac Millan India Ltd , Second Edition , New Delhi , 2003.
2. Richard Bronson & Govindasami Naadimuthu , " Operations Research " (Schaum’s Outlines – TMH Edition) Tata McGraw Hill, Second Edition, New Delhi, 2004.
3. Pradeep Prabhakar Pai , " Operations Research and Practice", Oxford University Press, New Delhi , 2012.
4. J.P.Singh and N.P.Singh , " Operations Research , Ane Books Pvt.L.td, New Delhi , 2014.
5. F.S.Hillier and G.J. Lieberman, " Introduction to Operations Research " , Tata McGraw Hill, Eighth Edition , New Delhi, 2005.

CO’s- PO’s & PSO’s MAPPING

	PO 01	PO 02	PO 03	PO 04	PO 05	PO 06	PO 07	PO 08	PO 09	PO 10	PO 11	PO 12	PS O1	PS O2	PS O3
CO1	3	3	0	0	0	0	0	0	2	0	0	2	-	-	-
CO2	3	3	3	2	0	0	0	0	2	0	0	2	-	-	-
CO3	3	3	0	0	0	0	0	0	2	0	0	2	-	-	-
CO4	3	3	0	0	0	0	0	0	2	0	0	2	-	-	-
CO5	3	3	2	2	0	0	0	0	2	0	0	2	-	-	-
Avg	3	3	1	0.8	0	0	0	0	2	0	0	2	-	-	-

TEXT BOOKS

1. Faires J.D. and Burden R., Numerical Methods, Brooks/Cole (Thomson Publications), New Delhi, 2002.
2. Friedberg A.H, Insel A.J. and Spence L, Linear Algebra, Pearson Education, 5th Edition, 2019.

REFERENCES

1. Bernard Kolman, David R. Hill, Introductory Linear Algebra, Pearson Educations, New Delhi, 8th Edition, 2009.
2. Gerald C.F. and Wheatley P.O, Applied Numerical Analysis, Pearson Educations, New Delhi, 7th Edition, 2007.
3. Kumaresan S, Linear Algebra - A geometric approach, Prentice Hall of India, New Delhi, Reprint, 2010.
4. Richard Branson, Matrix Operations, Schaum's outline series, 1989.
5. Strang G, Linear Algebra and its applications, Thomson (Brooks / Cole) New Delhi, 4th Edition, 2005.
6. Sundarapandian V, Numerical Linear Algebra, Prentice Hall of India, New Delhi, 2014.

CO's- PO's & PSO's MAPPING

	PO 01	PO 02	PO 03	PO 04	PO 05	PO 06	PO 07	PO 08	PO 09	PO 10	PO 11	PO 12	PS O1	PS O2	PS O3
CO1	3	3	3	3	2	2	2	1	1	1	1	3	-	-	-
CO2	3	3	3	3	3	2	2	1	1	1	1	3	-	-	-
CO3	3	3	3	3	3	2	2	1	1	1	1	3	-	-	-
CO4	3	3	3	3	3	2	2	1	1	1	1	3	-	-	-
CO5	3	3	3	3	3	2	2	1	1	1	1	3	-	-	-
Avg	3	3	3	3	2.8	2	2	1	1	1	1	3	-	-	-

OBT352

BASICS OF MICROBIAL TECHNOLOGY

L T P C
3 0 0 3

COURSE OBJECTIVE:

- Enable the Non-biological student's to understand about the basics of life science and their pro and cons for living organisms.

UNIT I BASICS OF MICROBES AND ITS TYPES 9

Introduction to microbes, existence of microbes, inventions of great scientist and history, types of microorganisms – Bacteria, Virus, Fungi.

UNIT II MICROBIAL TECHNIQUES 9

Sterilization – types – physical and chemical sterilization, Decontamination, Preservation methods, fermentation, Cultivation and growth of microbes, Diagnostic methods.

UNIT III PATHOGENIC MICROBES 9

Infectious Disease – Awareness, Causative agent, Prevention and control - Cholera, Dengu, Malaria, Diarrhea, Tuberculosis, Typhoid, Covid, HIV.

UNIT IV BENEFICIAL MICROBES 9

Applications of microbes – Clinical microbiology, agricultural microbiology, Food Microbiology, Environmental Microbiology, Animal Microbiology, Marine Microbiology.

UNIT V PRODUCTS FROM MICROBES 9

Fermented products – Fermented Beverages, Curd, Cheese, Mushroom, Agricultural products – Biopesticide, Biofertilizers, Vermi compost, Pharmaceutical products - Antibiotics, Vaccines

TOTAL: 45 PERIODS

COURSE OUTCOME:

At the end of the course the students will be able to

1. Microbes and their types
2. Cultivation of microbes
3. Pathogens and control measures for safety
4. Microbes in different industry for economy.

TEXT BOOKS

1. Talaron K, Talaron A, Casita, Pelczar and Reid. Foundations in Microbiology, W.C. Brown Publishers, 1993.
2. Pelczar MJ, Chan ECS and Krein NR, Microbiology, Tata McGraw Hill Edition, New Delhi, India.
3. Prescott L.M., Harley J.P., Klein DA, Microbiology, 3rd Edition, Wm. C. Brown Publishers, 1996.

OBT353

BASICS OF BIOMOLECULES

L T P C

3 0 0 3

OBJECTIVES:

- The objective is to offer basic concepts of biochemistry to students with diverse background in life sciences including but not limited to the structure and function of various biomolecules and their metabolism.

UNIT I CARBOHYDRATES 9

Introduction to carbohydrate, classification, properties of monosaccharide, structural aspects of monosaccharides. Introduction to disaccharide (lactose, maltose, sucrose) and polysaccharide (Heparin, starch, and glycogen) biological function of carbohydrate.

UNIT II LIPID AND FATTY ACIDS 9

Introduction to lipid, occurrence, properties, classification of lipid. Importance of phospholipids, sphingolipid and glycerolipid. Biological function of lipid. Fatty acid, Introduction, Nomenclature and classification of fatty acid Essential and non essential fatty acids.

UNIT III AMINO ACIDS AND PROTEIN. 9

Introduction to amino acid, structure, classification of protein based on polarity. Introduction to protein, classification of protein based on solubility, shape, composition and Function. Peptide bond– Structure of peptide bond. Denaturation – renaturation of protein, properties of protein. Introduction to lipoprotein, glycoprotein and nucleoprotein. Biological function of protein.

UNIT IV NUCLEIC ACIDS 9

Introduction to nucleic acid, Difference between nucleotide and nucleoside, composition of DNA & RNA; RNA Structure of Nitrogen bases in DNA and RNA along with the nomenclature. DNA double helix (Watson and crick) model, types of DNA, RNA.

UNIT V VITAMINS AND HORMONES 9

Different types of vitamins, their diverse biochemical functions and deficiency related diseases. Overview of hormones. Hormone mediated signaling. Mechanism of action of steroid hormones, epinephrine, glucagons and insulin. Role of vitamins and hormones in metabolism; Hormonal disorders; Therapeutic uses of vitamins and hormones.

OUTCOMES:

- Students will learn about various kinds of biomolecules and their physiological role.
- Students will gain knowledge about various metabolic disorders and will help them to know the importance of various biomolecules in terms of disease correlation.

TOTAL: 45 PERIODS

TEXTBOOKS:

1. Cooper, G.M. and R.E. Hansman "The Cell: A Molecular Approach", 8th Edition, Oxford University Press, 2018
2. Friefelder, David. "Molecular Biology." Narosa Publications, 1999
3. Weaver, Robert F. "Molecular Biology" IIInd Edition, Tata McGraw-Hill, 2003.

REFERENCES:

1. Lodish H, Berk A, MatsudairaP, Kaiser CA, Krieger M, Schot MP, Zipursky L, Darnell J. Molecular Cell Biology, 6th Edition, 2007.
2. Becker, W.M. etal., "The World of the Cell", 9th Edition, Pearson Education, 2003.
3. Campbell, N.A., J.B. Reece and E.J. Simon "Essential Biology", VIIrd Edition, Pearson International, 2007.
4. Alberts, Bruce etal., "Essential Cell Biology", 4th Edition, W.W. Norton, 2013.



OPEN ELECTIVE IV

OHS352

PROJECT REPORT WRITING

L T P C
3 0 0 3

COURSE OBJECTIVE

The Course will enable Learners to,

- Understand the essentials of project writing.
- Perceive the difference between general writing and technical writing
- Assimilate the fundamental features of report writing.
- Understand the essential differences that exist between general and technical writing.
- Learn the structure of a technical and project report.

UNIT I

9

Writing Skills – Essential Grammar and Vocabulary – Passive Voice, Reported Speech, Concord, Signpost words, Cohesive Devices – Paragraph writing - Technical Writing vs. General Writing.

UNIT II

9

Project Report – Definition, Structure, Types of Reports, Purpose – Intended Audience – Plagiarism – Report Writing in STEM fields – Experiment – Statistical Analysis.

UNIT III

9

Structure of the Project Report: (Part 1) Framing a Title – Content – Acknowledgement – Funding Details -Abstract – Introduction – Aim of the Study – Background - Writing the research question - Need of the Study/Project Significance, Relevance – Determining the feasibility – Theoretical Framework.

UNIT IV

9

Structure of the Project Report: (Part 2) – Literature Review, Research Design, Methods of Data Collection - Tools and Procedures - Data Analysis - Interpretation - Findings –Limitations - Recommendations – Conclusion – Bibliography.

UNIT V

9

Proof reading a report – Avoiding Typographical Errors – Bibliography in required Format – Font – Spacing – Checking Tables and Illustrations – Presenting a Report Orally – Techniques.

TOTAL:45 PERIODS

OUTCOMES

By the end of the course, learners will be able to

- Write effective project reports.
- Use statistical tools with confidence.
- Explain the purpose and intension of the proposed project coherently and with clarity.
- Create writing texts to suit achieve the intended purpose.
- Master the art of writing winning proposals and projects.

REFERENCES

1. Gerson and Gerson - Technical Communication: Process and Product, 7th Edition, Prentice Hall(2012)
2. Virendra K. Pamecha - Guide to Project Reports, Project Appraisals and Project Finance (2012)
3. Daniel Riordan - Technical Report Writing Today (1998)
Darla-Jean Weatherford - Technical Writing for Engineering Professionals (2016) Penwell Publishers.

CO's- PO's & PSO's MAPPING

CO	PO												PSO		
	1	2	3	4	5	6	7	8	9	10	11	12	1	2	3
1	2	1	1	1	1	3	2	2	3	3	3	3	-	-	-
2	2	2	2	1	1	1	2	1	2	3	2	3	-	-	-
3	2	2	3	3	2	3	2	2	2	3	2	3	-	-	-
4	3	3	3	3	3	3	3	3	3	3	3	3	-	-	-
5	3	3	3	3	3	3	3	3	3	3	3	3	-	-	-
AVg.	2.4	2.2	2.4	2.2	2	2.6	2.4	2.2	2.6	3	2.6	3	-	-	-

- 1-low, 2-medium, 3-high, '-'- no correlation
- **Note:** The average value of this course to be used for program articulation matrix.

OMA355 ADVANCED NUMERICAL METHODS

L T P C
3 0 0 3

OBJECTIVE:

- To impart knowledge on numerical methods that will come in handy to solve numerically the problems that arise in engineering and technology. This will also serve as a precursor for future research.

UNIT I ALGEBRAIC EQUATIONS AND EIGENVALUE PROBLEM 9

System of nonlinear equations : Fixed point iteration method - Newton's method; System of linear equations: Thomas algorithm for tri diagonal system - SOR iteration methods ; Eigen value problems: Given's method - Householder's method.

UNIT II INTERPOLATION 9

Central difference: Stirling and Bessel's interpolation formulae ; Piecewise spline interpolation: Piecewise linear, piecewise quadratic and cubic spline ; Least square approximation for continuous data (upto 3rd degree).

UNIT III NUMERICAL METHODS FOR ORDINARY DIFFERENTIAL EQUATIONS 9

Explicit Adams - Bashforth Techniques - Implicit Adams - Moulton Techniques, Predictor - Corrector Techniques - Finite difference methods for solving two - point linear boundary value problems - Orthogonal Collocation method.

UNIT IV FINITE DIFFERENCE METHODS FOR ELLIPTIC EQUATIONS 9

Laplace and Poisson's equations in a rectangular region : Five point finite difference schemes - Leibmann's iterative methods - Dirichlet's and Neumann conditions – Laplace equation in polar coordinates : Finite difference schemes .

UNIT V FINITE DIFFERENCE METHOD FOR TIME DEPENDENT PARTIAL DIFFERENTIAL EQUATIONS 9

Parabolic equations : Explicit and implicit finite difference methods – Weighted average approximation - Dirichlet's and Neumann conditions – First order hyperbolic equations - Method of characteristics - Different explicit and implicit methods; Wave equation : Explicit scheme – Stability of above schemes.

TOTAL : 45 PERIODS

OUTCOMES:

Upon completion of this course, the students will be able to:

- CO1: demonstrate the understandings of common numerical methods for nonlinear equations, system of linear equations and eigenvalue problems;
- CO2: understand the interpolation theory;

CO3: understand the concepts of numerical methods for ordinary differential equations;
 CO4: demonstrate the understandings of common numerical methods for elliptic equations;
 CO5: understand the concepts of numerical methods for time dependent partial differential equations

TEXT BOOKS :

1. Grewal, B.S., "Numerical Methods in Engineering & Science ", Khanna Publications, Delhi, 2013.
2. Gupta, S.K., "Numerical Methods for Engineers", (Third Edition), New Age Publishers, 2015.
3. Jain, M.K., Iyengar, S.R.K. and Jain, R.K., "Computational Methods for Partial Differential Equations", New Age Publishers, 1994.

REFERENCES:

1. Saumyen Guha and Rajesh Srivastava, "Numerical methods for Engineering and Science", Oxford Higher Education, New Delhi, 2010.
2. Burden, R.L., and Faires, J.D., "Numerical Analysis – Theory and Applications", 9 th Edition, Cengage Learning, New Delhi, 2016.
3. Gupta S.K., "Numerical Methods for Engineers", 4th Edition, New Age Publishers, 2019.
4. Sastry, S.S., "Introductory Methods of Numerical Analysis", 5th Edition, PHI Learning, 2015.
5. Morton, K.W. and Mayers D.F., "Numerical solution of Partial Differential equations", Cambridge University press, Cambridge, 2002.

CO's- PO's & PSO's MAPPING

	PO 01	PO 02	PO 03	PO 04	PO 05	PO 06	PO 07	PO 08	PO 09	PO 10	PO 11	PO 12	PS O1	PS O2	PS O3
CO1	3	3	3	3	2	2	2	1	1	1	1	3	-	-	-
CO2	3	3	3	3	3	2	2	1	1	1	1	3	-	-	-
CO3	3	3	3	3	3	2	2	1	1	1	1	3	-	-	-
CO4	3	3	3	3	3	2	2	1	1	1	1	3	-	-	-
CO5	3	3	3	3	3	2	2	1	1	1	1	3	-	-	-
Avg	3	3	3	3	3	2	2	1	1	1	1	3	-	-	-

OMA356

RANDOM PROCESSES

**L T P C
3 0 0 3**

OBJECTIVES:

- To introduce the basic concepts of probability, one and two dimensional random variables with applications to engineering which can describe real life phenomenon.
- To understand the basic concepts of random processes which are widely used in communication networks.
- To acquaint with specialized random processes which are apt for modelling the real time scenario.
- To understand the concept of correlation and spectral densities.
- To understand the significance of linear systems with random inputs.

UNIT I RANDOM VARIABLES

9

Discrete and continuous random variables – Moments – Moment generating functions – Joint Distribution- Covariance and Correlation – Transformation of a random variable.

UNIT II RANDOM PROCESSES

9

Classification – Characterization – Cross correlation and Cross covariance functions - Stationary Random Processes – Markov process - Markov chain.

UNIT III SPECIAL RANDOM PROCESSES

9

Bernoulli Process – Gaussian Process - Poisson process – Random telegraph process.

UNIT IV CORRELATION AND SPECTRAL DENSITIES 9

Auto correlation functions – Cross correlation functions – Properties – Power spectral density – Cross spectral density – Properties.

UNIT V LINEAR SYSTEMS WITH RANDOM INPUTS 9

Linear time invariant system – System transfer function – Linear systems with random inputs – Auto correlation and cross correlation functions of input and output.

TOTAL: 45 PERIODS**OUTCOMES**

Upon successful completion of the course, students should be able to:

- Understand the basic concepts of one and two dimensional random variables and apply in engineering applications.
- Apply the concept random processes in engineering disciplines.
- Understand and apply the concept of correlation and spectral densities.
- Get an exposure of various distribution functions and help in acquiring skills in handling situations involving more than one variable.
- Analyze the response of random inputs to linear time invariant systems.

TEXT BOOKS

1. Ibe, O.C., "Fundamentals of Applied Probability and Random Processes ", 1st Indian Reprint, Elsevier, 2007.
2. Peebles, P.Z., "Probability, Random Variables and Random Signal Principles ", Tata McGraw Hill, 4th Edition, New Delhi, 2002.

REFERENCES

1. Cooper. G.R., McGillem. C.D., "Probabilistic Methods of Signal and System Analysis", Oxford University Press, New Delhi, 3rd Indian Edition, 2012.
2. Hwei Hsu, "Schaum's Outline of Theory and Problems of Probability, Random Variables and Random Processes ", Tata McGraw Hill Edition, New Delhi, 2004.
3. Miller. S.L. and Childers. D.G., "Probability and Random Processes with Applications to Signal Processing and Communications ", Academic Press, 2004.
4. Stark. H. and Woods. J.W., "Probability and Random Processes with Applications to Signal Processing ", Pearson Education, Asia, 3rd Edition, 2002.
5. Yates. R.D. and Goodman. D.J., "Probability and Stochastic Processes", Wiley India Pvt. Ltd., Bangalore, 2nd Edition, 2012.

CO's- PO's & PSO's MAPPING

	PO 01	PO 02	PO 03	PO 04	PO 05	PO 06	PO 07	PO 08	PO 09	PO 10	PO 11	PO 12	PS O1	PS O2	PS O3
CO1	3	3	0	0	0	0	0	0	3	0	0	2	-	-	-
CO2	3	3	0	0	0	0	0	0	3	0	0	2	-	-	-
CO3	3	3	0	0	0	0	0	0	3	0	0	2	-	-	-
CO4	3	3	0	0	0	0	0	0	3	0	0	2	-	-	-
CO5	3	3	0	0	0	0	0	0	3	0	0	2	-	-	-
Avg	3	3	0	0	0	0	0	0	3	0	0	2	-	-	-

4. Govil A.K., "Reliability Engineering", Tata-McGraw Hill Publishing Company Ltd., New Delhi,1983.

CO's- PO's & PSO's MAPPING

	PO 01	PO 02	PO 03	PO 04	PO 05	PO 06	PO 07	PO 08	PO 09	PO 10	PO 11	PO 12	PS O1	PS O2	PS O3
CO1	3	3	0	0	0	0	0	0	2	0	0	2	-	-	-
CO2	3	3	2	0	0	0	0	0	2	0	0	2	-	-	-
CO3	3	3	0	2	0	0	0	0	2	0	0	2	-	-	-
CO4	3	3	2	0	0	0	0	0	2	0	0	2	-	-	-
CO5	3	3	3	2	0	0	0	0	2	0	0	2	-	-	-
Avg	3	3	1.4	0.8	0	0	0	0	2	0	0	2	-	-	-

OMG354 PRODUCTION AND OPERATIONS MANAGEMENT FOR ENTREPRENEURS

L T P C
3 0 0 3

OBJECTIVES:

- To know the basic concept and function of Production and Operation Management for entrepreneurship.
- To understand the Production process and planning.
- To understand the Production and Operations Management Control for business owners.

UNIT I INTRODUCTION TO PRODUCTION AND OPERATIONS MANGEMENT 9

Functions of Production Management - Relationship between production and other functions – Production management and operations management, Characteristics of modern production and operation management, organisation of production function, recent trends in production /operations management - production as an organisational function, decision making in production Operations research

UNIT II PRODUCTION & OPERATION SYSTEMS 9

Production Systems- principles – Models - CAD and CAM- Automation in Production - Functions and significance- Capacity and Facility Planning; Importance of capacity planning- Capacity measurement – Capacity Requirement Planning (CRP) process for manufacturing and service industry

UNIT III PRODUCTION & OPERATIONS PLANNING 9

Facility Planning – Location of facilities – Location flexibility – Facility design process and techniques – Location break even analysis-Production Process Planning; Characteristic of production process systems – Steps for production process- Production Planning Control Functions – Planning phase- Action phase- Control phase - Aggregate production planning

UNIT IV PRODUCTION & OPERATIONS MANAGEMENT PROCESS 9

Process selection with PLC phases- Process simulation tools- Work Study – Significance – Methods, evolution of normal/ standard time – Job design and rating - Value Analysis - Plant Layout: meaning – characters – Plant location techniques - Types- MRP and Layout Design - Optimisation and Theory of Constraints (TOC)– Critical Chain Project Management (CCPM)- REL (Relationship) Chart – Assembly line balancing- – Plant design optimisation -Forecasting methods.

UNIT V CONTROLLING PRODUCTION & OPERATIONS MANAGEMENT 9

Material requirement planning (MRP)- Concept- Process and control - Inventory control systems and techniques – JIT and Lean manufacturing - Network techniques - Quality Management: Preventive Vs Breakdown maintenance for Quality – Techniques for measuring quality - Control Chart (X , R , p , np and C chart) - Cost of Quality, Continuous improvement (Kaizen) - Quality awards - Supply Chain Management - Total Quality Management - 6 Sigma approach and Zero Defect Manufacturing.

TOTAL 45 : PERIODS

Upon completion of this course the learners will be able :

CO 1 To understand the basics and functions of Production and Operation Management for business owners.

CO 2 To learn about the Production & Operation Systems.

CO 3 To acquaint on the Production & Operations Planning Techniques followed by entrepreneurs in Industries.

CO 4 To known about the Production & Operations Management Processes in organisations.

CO 5 To comprehend the techniques of controlling , Production and Operations in industries.

REFERENCES

1. Mikell P. Groover, Automation, Production Systems, and Computer-Integrated Manufacturing, Pearson, 2007.
2. Amitabh Raturi, Production and Inventory Management, , 2008.
3. Adam Jr. Ebert, Production and Operations Management, PHI Publication, 1992.
4. Muhlemann, Okland and Lockyer, Production and Operation Management, Macmillan India,1992.
6. Chary S.N, Production and Operations Management, TMH Publications, 2010.
7. Terry Hill ,Operation Management. Pal Grave McMillan (Case Study).2005.

OMG355

MULTIVARIATE DATA ANALYSIS

**L T P C
3 0 0 3**

OBJECTIVE:

- To know various multivariate data analysis techniques for business research.

UNIT I INTRODUCTION 9

Uni-variate, Bi-variate and Multi-variate techniques – Classification of multivariate techniques – Guidelines for multivariate analysis and interpretation.

UNIT II PREPARING FOR MULTIVARIATE ANALYSIS 9

Conceptualization of research model with variables, collection of data –Approaches for dealing with missing data – Testing the assumptions of multivariate analysis.

UNIT III MULTIPLE LINEAR REGRESSION ANALYSIS, FACTOR ANALYSIS 9

Multiple Linear Regression Analysis – Inferences from the estimated regression function – Validation of the model. -Approaches to factor analysis – interpretation of results.

UNIT IV LATENT VARIABLE TECHNIQUES 9

Confirmatory Factor Analysis, Structural equation modelling, Mediation models, Moderation models, Longitudinal studies.

UNIT V ADVANCED MULTIVARIATE TECHNIQUES 9

Multiple Discriminant Analysis, Logistic Regression, Cluster Analysis, Conjoint Analysis, multidimensional scaling.

TOTAL: 45 PERIODS

OUTCOMES :

- Demonstrate a sophisticated understanding of the concepts and methods; know the exact scopes and possible limitations of each method; and show capability of using multivariate techniques to provide constructive guidance in decision making.
- Use advanced techniques to conduct thorough and insightful analysis, and interpret the results correctly with detailed and useful information.
- Show substantial understanding of the real problems; conduct deep analysis using correct methods; and draw reasonable conclusions with sufficient explanation and elaboration.
- Write an insightful and well-organized report for a real-world case study, including thoughtful and convincing details.
- Make better business decisions by using advanced techniques in data analytics. ‘

REFERENCES :

1. Joseph F Hair, Rolph E Anderson, Ronald L. Tatham & William C. Black, Multivariate Data Analysis, Pearson Education, New Delhi, 2005.
2. Barbara G. Tabachnick, Linda S.Fidell, Using Multivariate Statistics, 6th Edition, Pearson, 2012.
3. Richard A Johnson and Dean W.Wichern, Applied Multivariate Statistical Analysis, Prentice Hall, New Delhi, 2005.
4. David R Anderson, Dennis J Seveency, and Thomas A Williams, Statistics for Business and Economics, Thompson, Singapore, 2002

OME352**ADDITIVE MANUFACTURING**

L	T	P	C
3	0	0	3

COURSE OBJECTIVES:

- To introduce the development, capabilities, applications, of Additive Manufacturing (AM), and its business opportunities.
- To be acquainted with vat polymerization and material extrusion processes
- To be familiar with powder bed fusion and binder jetting processes.
- To gain knowledge on applications of direct energy deposition, and material jetting processes.
- To impart knowledge on sheet lamination and direct write technologies.

UNIT I INTRODUCTION**9**

Overview - Need - Development of Additive Manufacturing (AM) Technology: Rapid Prototyping- Rapid Tooling - Rapid Manufacturing - Additive Manufacturing. AM Process Chain - ASTM/ISO 52900 Classification - Benefits - AM Unique Capabilities - AM File formats: STL, AMF Applications: Building Printing, Bio Printing, Food Printing, Electronics Printing, Automobile, Aerospace, Healthcare. Business Opportunities in AM.

UNIT II VAT POLYMERIZATION AND MATERIAL EXTRUSION**9**

Photo polymerization: Stereolithography Apparatus (SLA)- Materials -Process - top down and bottom up approach - Advantages - Limitations - Applications. Digital Light Processing (DLP) - Process - Advantages - Applications.

Material Extrusion: Fused Deposition Modeling (FDM) - Process-Materials -Applications and Limitations.

UNIT III POWDER BED FUSION AND BINDER JETTING**9**

Powder Bed Fusion: Selective Laser Sintering (SLS): Process - Powder Fusion Mechanism - Materials and Application. Selective Laser Melting (SLM), Electron Beam Melting (EBM): Materials - Process - Advantages and Applications.

Binder Jetting: Three-Dimensional Printing - Materials - Process - Benefits - Limitations - Applications.

UNIT IV MATERIAL JETTING AND DIRECTED ENERGY DEPOSITION 9
 Material Jetting: Multijet Modeling- Materials - Process - Benefits - Applications.
 Directed Energy Deposition: Laser Engineered Net Shaping (LENS) - Process - Material Delivery -
 Materials -Benefits -Applications.

UNIT V SHEET LAMINATION AND DIRECT WRITE TECHNOLOGY 9
 Sheet Lamination: Laminated Object Manufacturing (LOM)- Basic Principle- Mechanism: Gluing or
 Adhesive Bonding - Thermal Bonding - Materials - Application and Limitation.
 Ink-Based Direct Writing (DW): Nozzle Dispensing Processes, Inkjet Printing Processes, Aerosol
 DW - Applications of DW.

TOTAL: 45 PERIODS

COURSE OUTCOMES:

At the end of this course students shall be able to:

- CO1: Recognize the development of AM technology and how AM technology propagated into various businesses and developing opportunities.
- CO2: Acquire knowledge on process vat polymerization and material extrusion processes and its applications.
- CO3: Elaborate the process and applications of powder bed fusion and binder jetting.
- CO4: Evaluate the advantages, limitations, applications of material jetting and directed energy deposition processes.
- CO5: Acquire knowledge on sheet lamination and direct write technology.

TEXT BOOKS:

1. Ian Gibson, David Rosen, Brent Stucker, Mahyar Khorasani “Additive manufacturing technologies”. 3rd edition Springer Cham, Switzerland. (2021). ISBN: 978-3-030-56126-0
2. Andreas Gebhardt and Jan-Steffen Hötter “Additive Manufacturing: 3D Printing for Prototyping and Manufacturing”, Hanser publications, United States, 2015, ISBN: 978-1-56990-582-1.

REFERENCES:

1. Andreas Gebhardt, “Understanding Additive Manufacturing: Rapid Prototyping, Rapid Manufacturing”, Hanser Gardner Publication, Cincinnati., Ohio, 2011, ISBN :9783446425521.
2. Milan Brandt, “Laser Additive Manufacturing: Materials, Design, Technologies, and Applications”, Woodhead Publishing., United Kingdom, 2016, ISBN: 9780081004333.
3. Amit Bandyopadhyay and Susmita Bose, “Additive Manufacturing”, 1st Edition, CRC Press., United States, 2015, ISBN-13: 978-1482223590.
4. Kamrani A.K. and Nasr E.A., “Rapid Prototyping: Theory and practice”, Springer., United States ,2006, ISBN: 978-1-4614-9842-1.
5. Liou, L.W. and Liou, F.W., “Rapid Prototyping and Engineering applications: A tool box for prototype development”, CRC Press., United States, 2011, ISBN: 9780849334092.

CME343	NEW PRODUCT DEVELOPMENT	L	T	P	C
		3	0	0	3

COURSE OBJECTIVES

- 1 To introduce the fundamental concepts of the new product development
- 2 To develop material specifications, analysis and process.
- 3 To Learn the Feasibility Studies & reporting of new product development.
- 4 To study the New product qualification and Market Survey on similar products of new product development
 To learn Reverse Engineering. Cloud points generation, converting cloud data to 3D model

UNIT I FUNDAMENTALS OF NPD 9
 Introduction – Reading of Drawing – Grid reading, Revisions, ECN (Engg. Change Note), Component material grade, Specifications, customer specific requirements – Basics of monitoring of NPD applying

Gantt chart, Critical path analysis – Fundamentals of BOM (Bill of Materials), Engg. BOM & Manufacturing BOM. Basics of MIS software and their application in industries like SAP, MS Dynamics, Oracle ERP Cloud – QFD.

UNIT II MATERIAL SPECIFICATIONS, ANALYSIS & PROCESS 9

Material specification standards – ISO, DIN, JIS, ASTM, EN, etc. – Awareness on various manufacturing process like Metal castings & Forming, Machining (Conventional, 3 Axis, 4 Axis, 5 Axis,), Fabrications, Welding process. Qualifications of parts mechanical, physical & Chemical properties and their test report preparation and submission. Fundamentals of DFMEA & PFMEA, Fundamentals of FEA, Bend Analysis, Hot Distortion, Metal and Material Flow, Fill and Solidification analysis.

UNIT III ESSENTIALS OF NPD 9

RFQ (Request of Quotation) Processing – Feasibility Studies & reporting – CFT (Cross Function Team) discussion on new product and reporting – Concept design, Machine selection for tool making, Machining – Manufacturing Process selection, Machining Planning, cutting tool selection – Various Inspection methods – Manual measuring, CMM – GOM (Geometric Optical Measuring), Lay out marking and Cut section analysis. Tool Design and Detail drawings preparation, release of details to machine shop and CAM programming. Tool assembly and shop floor trials. Initial sample submission with PPAP documents.

UNIT IV CRITERIONS OF NPD 9

New product qualification for Dimensions, Mechanical & Physical Properties, Internal Soundness proving through X-Ray, Radiography, Ultrasonic Testing, MPT, etc. Agreement with customer for testing frequencies. Market Survey on similar products, Risk analysis, validating samples with simulation results, Lesson Learned & Horizontal deployment in NPD.

UNIT V REPORTING & FORWARD-THINKING OF NPD 9

Detailed study on PPAP with 18 elements reporting, APQP and its 5 Sections, APQP vs PPAP, Importance of SOP (Standard Operating Procedure) – Purpose & documents, deployment in shop floor. Prototyping & RPT - Concepts, Application and its advantages, 3D Printing – resin models, Sand cores for foundries; Reverse Engineering. Cloud points generation, converting cloud data to 3D model – Advantages & Limitation of RE, CE (Concurrent Engineering) – Basics, Application and its advantages in NPD (to reduce development lead time, time to Market, Improve productivity and product cost.)

TOTAL :45 PERIODS

OUTCOMES: At the end of the course the students would be able to

1. Discuss fundamental concepts and customer specific requirements of the New Product development
2. Discuss the Material specification standards, analysis and fabrication, manufacturing process.
3. Develop Feasibility Studies & reporting of New Product development
4. Analyzing the New product qualification and Market Survey on similar products of new product development
5. Develop Reverse Engineering. Cloud points generation, converting cloud data to 3D model

TEXT BOOKS:

1. Product Development – Sten Jonsson
2. Product Design & Development – Karl T. Ulrich, Maria C. Young, Steven D. Eppinger

REFERENCES:

1. Revolutionizing Product Development – Steven C Wheelwright & Kim B. Clark
2. Change by Design
3. Toyota Product Development System – James Morgan & Jeffrey K. Liker
4. Winning at New Products – Robert Brands 3rd Edition
5. Product Design & Value Engineering – Dr. M.A. Bulsara &Dr. H.R. Thakkar

CO's- PO's & PSO's MAPPING

CO	PO												PSO		
	1	2	3	4	5	6	7	8	9	10	11	12	1	2	3
1	1	1	3	1				1	1			1	1	3	2
2	1	1	3	1				1	1			1	1	3	2
3	1	1	3	1				1	1			1	1	3	2
4	1	1	3	1				1	1			1	1	3	2
5	1	1	3	1				1	1			1	1	3	2
Low (1) ; Medium (2) ; High (3)															

OME355 INDUSTRIAL DESIGN & RAPID PROTOTYPING TECHNIQUES

**L T P C
3 0 0 3**

OBJECTIVES:

The course aims to

- Outline Fundamental concepts in UI & UX
- Introduce the principles of Design and Building an mobile app
- Illustrate the use of CAD in product design
- Outline the choice and use of prototyping tools
- Understanding design of electronic circuits and fabrication of electronic devices

UNIT I UI/UX 9

Fundamental concepts in UI & UX - Tools - Fundamentals of design principles - Psychology and Human Factors for User Interface Design - Layout and composition for Web, Mobile and Devices - Typography - Information architecture - Color theory - Design process flow, wireframes, best practices in the industry -User engagement ethics - Design alternatives

UNIT II APP DEVELOPMENT 9

SDLC - Introduction to App Development - Types of Apps - web Development - understanding Stack - Frontend - backend - Working with Databases - Introduction to API - Introduction to Cloud services - Cloud environment Setup- Reading and writing data to cloud - Embedding ML models to Apps - Deploying application.

UNIT III INDUSTRIAL DESIGN 9

Introduction to Industrial Design - Points, lines, and planes - Sketching and concept generation - Sketch to CAD - Introduction to CAD tools - Types of 3D modeling - Basic 3D Modeling Tools - Part creation – Assembly - Product design and rendering basics - Dimensioning & Tolerancing

UNIT IV MECHANICAL RAPID PROTOTYPING 9

Need for prototyping - Domains in prototyping - Difference between actual manufacturing and prototyping - Rapid prototyping methods - Tools used in different domains - Mechanical Prototyping; 3D Printing and classification - Laser Cutting and engraving - RD Works - Additive manufacturing

UNIT V ELECTRONIC RAPID PROTOTYPING 9

Basics of electronic circuit design - lumped circuits - Electronic Prototyping - Working with

Course Outcomes

At the end of the course, learners will be able to:

- Create quick UI/UX prototypes for customer needs
- Develop web application to test product traction / product feature
- Develop 3D models for prototyping various product ideas
- Built prototypes using Tools and Techniques in a quick iterative methodology

Text Books

1. Peter Fiell, Charlotte Fiell, Industrial Design A-Z, TASCHEN America Llc(2003)
2. Samar Malik, Autodesk Fusion 360 - The Master Guide.
3. Steve Krug, Don't Make Me Think, Revisited: A Common Sense Approach to Web Usability, Pearson,3rd edition(2014)

References

1. <https://www.adobe.com/products/xd/learn/get-started.html>
2. <https://developer.android.com/guide>
3. <https://help.autodesk.com/view/fusion360/ENU/courses/>
4. https://help.prusa3d.com/en/category/prusaslicer_204

MF3010

MICRO AND PRECISION ENGINEERING

**LT P C
3 0 0 3**

COURSE OBJECTIVES:

At the end of this course the student should be able to

- Learn about the precision machine tools
- Learn about the macro and micro components.
- Understand handling and operating of the precision machine tools.
- Learn to work with miniature models of existing machine tools/robots and other instruments.
- Learn metrology for micro system

UNIT I INTRODUCTION TO MICROSYSTEMS 9

Design, and material selection, micro-actuators: hydraulic, pneumatic, electrostatic/ magnetic etc. for medical to general purpose applications. Micro-sensors based on Thermal, mechanical, electrical properties; micro-sensors for measurement of pressure, flow, temperature, inertia, force, acceleration, torque, vibration, and monitoring of manufacturing systems.

UNIT II FABRICATION PROCESSES FOR MICRO-SYSTEMS: 9

Additive, subtractive, forming process, microsystems-Micro-pumps, micro- turbines, micro engines, micro-robot, and miniature biomedical devices

UNIT III INTRODUCTION TO PRECISION ENGINEERING 9

Machine tools, holding and handling devices, positioning fixtures for fabrication/ assembly of microsystems. Precision drives: inch worm motors, ultrasonic motors, stick- slip mechanism and other piezo-based devices.

UNIT IV PRECISION MACHINING PROCESSES 9

Precision machining processes for macro components - Diamond turning, fixed and free abrasive processes, finishing processes.

UNIT V METROLOGY FOR MICRO SYSTEMS 9

Metrology for micro systems - Surface integrity and its characterization.

TOTAL : 45 PERIODS

COURSE OUTCOMES:

Upon the completion of this course the students will be able to

- Select suitable precision machine tools and operate
- Apply the macro and micro components for fabrication of micro systems.
- Apply suitable machining process

- Able to work with miniature models of existing machine tools/robots and other instruments.
- Apply metrology for micro system

TEXT BOOKS:

1. Davim, J. Paulo, ed. Microfabrication and Precision Engineering: Research and Development. Woodhead Publishing, 2017
2. Gupta K, editor. Micro and Precision Manufacturing. Springer; 2017

REFERENCES:

1. Dornfeld, D., and Lee, D. E., Precision Manufacturing, 2008, Springer.
2. H. Nakazawa, Principles of Precision Engineering, 1994, Oxford University Press.
3. Whitehouse, D. J., Handbook of Surface Metrology, Institute of Physics Publishing, Philadelphia PA, 1994.
4. Murthy.R.L, —Precision Engineering in ManufacturingII, New Age International, New Delhi, 2005

OMF354

COST MANAGEMENT OF ENGINEERING PROJECTS

**L T P C
3 0 0 3**

COURSE OBJECTIVES:

Summarize the costing concepts and their role in decision making
 Infer the project management concepts and their various aspects in selection
 Interpret costing concepts with project execution
 Develop knowledge of costing techniques in service sector and various budgetary control techniques
 Illustrate with quantitative techniques in cost management

UNIT I INTRODUCTION TO COSTING CONCEPTS 9

Objectives of a Costing System; Cost concepts in decision-making; Relevant cost, Differential cost, Incremental cost and Opportunity cost; Creation of a Database for operational control.'

UNIT II INTRODUCTION TO PROJECT MANAGEMENT 9

Project: meaning, Different types, why to manage, cost overruns centres, various stages of project execution: conception to commissioning. Project execution as conglomeration of technical and nontechnical activities, Detailed Engineering activities, Pre project execution main clearances and documents, Project team: Role of each member, Importance Project site: Data required with significance, Project contracts

UNIT III PROJECT EXECUTION AND COSTING CONCEPTS 9

Project execution Project cost control, Bar charts and Network diagram, Project commissioning: mechanical and process, Cost Behavior and Profit Planning Marginal Costing; Distinction between Marginal Costing and Absorption Costing; Break-even Analysis, Cost-Volume-Profit Analysis, Various decision-making problems, Pricing strategies: Pareto Analysis, Target costing, Life Cycle Costing

UNIT IV COSTING OF SERVICE SECTOR AND BUDGETERY CONTROL 9

Just-in-time approach, Material Requirement Planning, Enterprise Resource Planning, Activity Based Cost Management, Bench Marking; Balanced Score Card and Value-Chain Analysis, Budgetary Control: Flexible Budgets; Performance budgets; Zero-based budgets.

UNIT V QUANTITATIVE TECHNIQUES FOR COST MANAGEMENT 9

Linear Programming, PERT/CPM, Transportation problems, Assignment problems, Learning Curve Theory.

TOTAL: 45 PERIODS

COURSE OUTCOMES

Upon successful completion of the course, students should be able to:
 CO1: Understand the costing concepts and their role in decision making.
 CO2: Understand the project management concepts and their various aspects in selection.
 CO3: Interpret costing concepts with project execution.

CO4: Gain knowledge of costing techniques in service sector and various budgetary control techniques.

CO5: Become familiar with quantitative techniques in cost management.

TEXT BOOKS:

1. John M. Nicholas, Herman Steyn Project Management for Engineering, Business and Technology, Taylor & Francis, 2 August 2020, ISBN: 9781000092561.
2. Albert Lester ,Project Management, Planning and Control, Elsevier/Butterworth-Heinemann, 2007, ISBN: 9780750669566, 075066956X.

REFERENCES:

1. Ashish K. Bhattacharya, Principles & Practices of Cost Accounting A. H. Wheeler publisher, 1991.
2. Charles T. Horngren and George Foster, Advanced Management Accounting, 1988.
3. Charles T. Horngren et al Cost Accounting a Managerial Emphasis, Prentice Hall of India, New Delhi, 2011.
4. Robert S Kaplan Anthony A. Alkinson, Management & Cost Accounting, 2003.
5. Vohra N.D., Quantitative Techniques in Management, Tata McGraw Hill Book Co. Ltd, 2007.

AU3002

BATTERIES AND MANAGEMENT SYSTEM

L T P C
3 0 0 3

COURSE OBJECTIVES:

- The objective of this course is to make the students to understand the working and characteristics of different types of batteries and their management .

UNIT I ADVANCED BATTERIES

9

Li-ion Batteries-different formats, chemistry, safe operating area, efficiency, aging. Characteristics-SOC,DOD, SOH. Balancing-Passive Balancing Vs Active Balancing. Other Batteries-NCM and NCA Batteries. *NCR18650B* specifications.

UNIT II BATTERY PACK

9

Battery Pack- design, sizing, calculations, flow chart, real and simulation Model.Peak power – definition, testing methods-relationships with Power, Temperature and ohmic Internal Resistance. Cloud based and Local Smart charging.

UNITIII BATTERY MODELLING

9

Battery Modelling Methods-Equivalent Circuit Models, Electrochemical Model, Neural Network Model. ECM Comparisons- Rint model, Thevenin model, PNGV model. State space Models- Introduction. Battery Modelling software/simulation frameworks

UNIT IV BATTERY STATE ESTIMATION

9

SOC Estimation- Definition, importance, single cell Vs series batteries SOC. Estimation Methods- Load voltage, Electromotive force, AC impedance, Ah counting, Neural networks, Neuro-fuzzy forecast method, Kalman filter. Estimation Algorithms.

UNIT V BMS ARCHITECTURE AND REAL TIME COMPONENTS

9

Battery Management System- need, operation, classification. BMS ASIC-bq76PL536A-Q1 Battery Monitor IC- CC2662R-Q1 Wireless BMS MCU. Communication Modules- CAN Open-Flex Ray-CANedge1 package.ARBIN Battery Tester. BMS Development with Modeling software and Model-Based Design.

TOTAL =45 PERIODS

COURSE OUTCOMES:

At the end of this course, students will be able to

1. Acquire knowledge of different Li-ion Batteries performance.
2. Design a Battery Pack and make related calculations.
3. Demonstrate a BatteryModel or Simulation.

4. Estimate State-of-Charges in a Battery Pack.
5. Approach different BMS architectures during real world usage.

TEXT BOOKS

1. Jiuchun Jiang and Caiping Zhang, "Fundamentals and applications of Lithium-Ion batteries in Electric Drive Vehicles", Wiley, 2015.
2. Davide Andrea, "Battery Management Systems for Large Lithium-Ion Battery Packs" ARTECH House, 2010.

REFERENCE BOOKS

1. Developing Battery Management Systems with Simulink and Model-Based Design-whitepaper
2. Panasonic *NCR18650B- DataSheet*
3. bq76PL536A-Q1- IC DataSheet
4. CC2662R-Q1- IC DataSheet

AU3008

SENSORS AND ACTUATORS

L T P C
3 0 0 3

COURSE OBJECTIVES:

- The objective of this course is to make the students to list common types of sensor and actuators used in automotive vehicles.

UNIT I INTRODUCTION TO MEASUREMENTS AND SENSORS 9

Sensors: Functions- Classifications- Main technical requirement and trends Units and standards- Calibration methods- Classification of errors- Error analysis- Limiting error- Probable error- Propagation of error- Odds and uncertainty- principle of transduction-Classification. Static characteristics- mathematical model of transducers- Zero, First and Second order transducers- Dynamic characteristics of first and second order transducers for standard test inputs.

UNIT II VARIABLE RESISTANCE AND INDUTANCE SENSORS 9

Principle of operation- Construction details- Characteristics and applications of resistive potentiometer- Strain gauges- Resistive thermometers- Thermistors- Piezoresistive sensors Inductive potentiometer- Variable reluctance transducers:- EI pick up and LVDT

UNIT III VARIABLE AND OTHER SPECIAL SENSORS 9

Variable air gap type, variable area type and variable permittivity type- capacitor microphone Piezoelectric, Magnetostrictive, Hall Effect, semiconductor sensor- digital transducers-Humidity Sensor. Rain sensor, climatic condition sensor, solar, light sensor, antiglare sensor.

UNIT IV AUTOMOTIVE ACTUATORS 9

Electromechanical actuators- Fluid-mechanical actuators- Electrical machines- Direct-current machines- Three-phase machines- Single-phase alternating-current Machines - Duty-type ratings for electrical machines. Working principles, construction and location of actuators viz. Solenoid, relay, stepper motor etc.

UNIT V AUTOMATIC TEMPERATURE CONTROL ACTUATORS 9

Different types of actuators used in automatic temperature control- Fixed and variable displacement temperature control- Semi Automatic- Controller design for Fixed and variable displacement type air conditioning system.

TOTAL =45 PERIODS

COURSE OUTCOMES:

At the end of the course, the student will be able to

1. List common types of sensor and actuators used in vehicles.
2. Design measuring equipment's for the measurement of pressure force, temperature and flow.
3. Generate new ideas in designing the sensors and actuators for automotive application
4. Understand the operation of the sensors, actuators and electronic control.

- Design temperature control actuators for vehicles.

TEXT BOOKS:

- Doebelin's Measurement Systems: 7th Edition (SIE), Ernest O. Doebelin Dhanesh N. Manik McGraw Hill Publishers, 2019.
- Robert Brandy, "Automotive Electronics and Computer System", Prentice Hall, 2001
- William Kimberley, "Bosch Automotive Handbook", 6th Edition, Robert Bosch GmbH, 2004.
- Bosch Automotive Electrics and Automotive Electronics Systems and Components, Networking and Hybrid Drive, 5th Edition, 2007, ISBN No: 978-3-658-01783-5.

REFERENCES:

- James D Halderman, "Automotive Electrical and Electronics", Prentice Hall, USA, 2013
- Tom Denton, "Automotive Electrical and Electronics Systems," Third Edition, 2004, SAE International.
- Patranabis.D, "Sensors and Transducers", 2nd Edition, Prentice Hall India Ltd, 2003
- William Ribbens, "Understanding Automotive Electronics -An Engineering Perspective," 7th Edition, Elsevier Butterworth-Heinemann Publishers, 2012.

OAS353

SPACE VEHICLES

L T P C
3 0 0 3

OBJECTIVES:

- To interpret the missile space stations, space vs earth environment.
- To explain the life support systems, mission logistics and planning.
- To deploy the skills effectively in the understanding of space vehicle configuration design.
- To explain Engine system and support of space vehicle
- To interpret nose cone configuration of space vehicle

UNIT I FUNDAMENTAL ASPECTS 9

Energy and Efficiencies of power plants for space vehicles – Typical Performance Values – Mission design – Structural design aspects during launch - role of launch environment on launch vehicle integrity.

UNIT II SELECTION OF ROCKET PROPULSION SYSTEMS 9

Ascent flight mechanics – Launch vehicle selection process – Criteria for Selection for different missions – selection of subsystems – types of staging – Interfaces – selection and criteria for stages and their role in launch vehicle configuration design.

UNIT III ENGINE SYSTEMS, CONTROLS, AND INTEGRATION 9

Propellant Budget – Performance of Complete or Multiple Rocket Propulsion Systems – Engine Design – Engine Controls – Engine System Calibration – System Integration and Engine Optimization.

UNIT IV THRUST VECTOR CONTROL 9

TVC Mechanisms with a Single Nozzle – TVC with Multiple Thrust Chambers or Nozzles – Testing – Integration with Vehicle – SITVC method – other jet control methods - exhaust plume problems in space environment

UNIT V NOSE CONE CONFIGURATION 9

Aerodynamic aspects on the selection of nose shape of a launch vehicle - design factors in the finalization of nose configuration with respect to payload - nose cone thermal protection system - separation of fairings - payload injection mechanism

TOTAL: 45 PERIODS

OUTCOMES:

On successful completion of this course, the student will be able to

- Explain exotic space propulsion concepts, such as nuclear, solar sail, and antimatter.
- Apply knowledge in selecting the appropriate rocket propulsion systems.
- interpret the air-breathing propulsion suitable for initial stages and fly-back boosters.
- Analyze aerodynamics aspect, including boost-phase lift and drag, hypersonic, and re-entry.
- Adapt from aircraft engineers moving into launch vehicle, spacecraft, and hypersonic vehicle design.

COURSE OBJECTIVES:

Of this course are

1. To introduce fundamental concepts of management and organization to students.
2. To impart knowledge to students on various aspects of marketing, quality control and marketing strategies.
3. To make students familiarize with the concepts of human resources management.
4. To acquaint students with the concepts of project management and cost analysis.
5. To make students familiarize with the concepts of planning process and business strategies.

UNIT I INTRODUCTION TO MANAGEMENT AND ORGANISATION 9

Concepts of Management and organization- nature, importance and Functions of Management, Systems Approach to Management - Taylor's Scientific Management Theory- Fayal's Principles of Management- Maslow's theory of Hierarchy of Human Needs- Douglas McGregor's Theory X and Theory Y- Hertzberg Two Factor Theory of Motivation- Leadership Styles, Social responsibilities of Management, Designing Organisational Structures: Basic concepts related to Organisation - Departmentation and Decentralisation.

UNIT II OPERATIONS AND MARKETING MANAGEMENT 9

Principles and Types of Plant Layout- Methods of Production (Job, batch and Mass Production), Work Study - Basic procedure involved in Method Study and Work Measurement - Business Process Reengineering (BPR)- Statistical Quality Control: control charts for Variables and Attributes (simple Problems) and Acceptance Sampling, Objectives of Inventory control, EOQ, ABC Analysis, Purchase Procedure, Stores Management and Store Records - JIT System, Supply Chain Management, Functions of Marketing, Marketing Mix, and Marketing Strategies based on Product Life Cycle.

UNIT III HUMAN RESOURCES MANAGEMENT 9

Concepts of HRM, HRD and Personnel Management and Industrial Relations (PMIR), HRM vs PMIR, Basic functions of HR Manager: Manpower planning, Recruitment, Selection, Training and Development, Wage and Salary Administration, Promotion, Transfer, Performance Appraisal, Grievance Handling and Welfare Administration, Job Evaluation and Merit Rating - Capability Maturity Model (CMM) Levels.

UNIT IV PROJECT MANAGEMENT 9

Network Analysis, Programme Evaluation and Review Technique (PERT), Critical Path Method (CPM), identifying critical path, Probability of Completing the project within given time, Project Cost Analysis, Project Crashing (simple problems).

UNIT V STRATEGIC MANAGEMENT AND CONTEMPORARY STRATEGIC ISSUES 9

Mission, Goals, Objectives, Policy, Strategy, Programmes, Elements of Corporate Planning Process, Environmental Scanning, Value Chain Analysis, SWOT Analysis, Steps in Strategy Formulation and Implementation, Generic Strategy alternatives. Bench Marking and Balanced Score Cards as Contemporary Business Strategies.

TOTAL: 45 PERIODS**COURSE OUTCOMES:**

Upon completion of the course, Students will be able to

CO1: Plan an organizational structure for a given context in the organisation to carry out production operation through Work-study.

CO2: Survey the markets, customers and competition better and price the given products appropriately

CO3: Ensure quality for a given product or service.

CO4: Plan, schedule and control projects through PERT and CPM.

CO5: Evaluate strategy for a business or service organisation.

TEXTBOOKS:

1. Kanishka Bedi, Production and Operations Management, Oxford University Press, 2007.
2. Stoner, Freeman, Gilbert, Management, 6th Ed, Pearson Education, New Delhi, 2004.
3. Thomas N. Duening & John M. Ivancevich Management Principles and Guidelines, Biztantra, 2007.
4. P. Vijay Kumar, N. Appa Rao and Ashnab, Chnalill, Cengage Learning India, 2012.

REFERECES:

1. Kotler Philip and Keller Kevin Lane: Marketing Management, Pearson, 2012.
2. Koontz and Weihrich: Essentials of Management, McGraw Hill, 2012.
3. Lawrence R Jauch, R. Gupta and William F. Glueck: Business Policy and Strategic Management Science, McGraw Hill, 2012.
4. Samuel C. Certo: Modern Management, 2012.

CO's- PO's & PSO's MAPPING

CO's	PO's												PSO's		
	1	2	3	4	5	6	7	8	9	10	11	12	1	2	3
1	3			3	3	3		3	3	2			2	3	
2	3			2	3	3		2	3	2				2	
3	3			3	2	2		3	2	2					2
4	3			3	3	2		3	2	3					3
5	3			2	3	3		2	3	3			2	1	
AVg.	3			2.6	2.8	2.6		2.6	2.6	2.4			2	2	2.5

OIM353

PRODUCTION PLANNING AND CONTROL

L T P C
3 0 0 3

COURSE OBJECTIVES:

- To understand the concept of production planning and control act work study,
- To apply the concept of product planning,
- To analyze the production scheduling,
- To apply the Inventory Control concepts.
- To prepare the manufacturing requirement Planning (MRP II) and Enterprise Resource Planning (ERP).

UNIT I INTRODUCTION

9

Objectives and benefits of planning and control-Functions of production control-Types of production- job- batch and continuous-Product development and design-Marketing aspect - Functional aspects- Operational aspect-Durability and dependability aspect aesthetic aspect. Profit consideration- Standardization, Simplification & specialization- Break even analysis-Economics of a new design.

UNIT II WORK STUDY

9

Method study, basic procedure-Selection-Recording of process - Critical analysis, Development - Implementation - Micro motion and memo motion study – work measurement - Techniques of work measurement - Time study - Production study - Work sampling - Synthesis from standard data - Predetermined motion time standards.

UNIT III PRODUCT PLANNING AND PROCESS PLANNING

9

Product planning-Extending the original product information-Value analysis-Problems in lack of product planning-Process planning and routing-Pre requisite information needed for process

planning- Steps in process planning-Quantity determination in batch production-Machine capacity, balancing- Analysis of process capabilities in a multi product system.

UNIT IV PRODUCTION SCHEDULING

9

Production Control Systems-Loading and scheduling-Master Scheduling-Scheduling rules-Gantt charts-Perpetual loading-Basic scheduling problems - Line of balance – Flow production scheduling- Batch production scheduling-Product sequencing – Production Control systems-Periodic batch control-Material requirement planning kanban – Dispatching-Progress reporting and expediting- Manufacturing lead time-Techniques for aligning completion times and due dates.

UNIT V INVENTORY CONTROL AND RECENT TRENDS IN PPC

9

Inventory control-Purpose of holding stock-Effect of demand on inventories-Ordering procedures. Two bin system - Ordering cycle system-Determination of Economic order quantity and economic lot size- ABC analysis - Recorder procedure-Introduction to computer integrated production planning systems- elements of JUST IN TIME SYSTEMS-Fundamentals of MRP II and ERP.

TOTAL : 45 PERIODS

COURSE OUTCOMES:

Upon completion of this course,

- CO1:The students can able to prepare production planning and control act work study,
- CO2:The students can able to prepare product planning,
- CO3:The students can able to prepare production scheduling,
- CO4:The students can able to prepare Inventory Control.
- CO5:They can plan manufacturing requirements manufacturing requirement Planning (MRP II) and Enterprise Resource Planning (ERP).

TEXT BOOKS:

1. James. B. Dilworth, "Operations management – Design, Planning and Control for manufacturing and services" Mcgraw Hill International edition 1992.
2. Martand Telsang, "Industrial Engineering and Production Management", First edition, S. Chand and Company, 2000.

REFERENCES

1. Chary. S.N., "Theory and Problems in Production & Operations Management", Tata McGraw Hill, 1995.
2. Elwood S.Buffa, and Rakesh K.Sarin, "Modern Production / Operations Management", 8th Edition John Wiley and Sons, 2000
3. Jain. K.C. & Aggarwal. L.N., "Production Planning Control and Industrial Management", Khanna Publishers, 1990
4. Kanishka Bedi, "Production and Operations management", 2nd Edition, Oxford university press, 2007.
5. Melynk, Denzler, " Operations management – A value driven approach" Irwin Mcgraw hill.
6. Norman Gaither, G. Frazier, "Operations Management" 9th Edition, Thomson learning IE, 2007
7. Samson Eilon, "Elements of Production Planning and Control", Universal Book Corpn.1984
8. Upendra Kachru, " Production and Operations Management – Text and cases" 1st Edition, Excel books 2007

CO's- PO's & PSO's MAPPING

CO's	PO's												PSO's		
	1	2	3	4	5	6	7	8	9	10	11	12	1	2	3
1	3	3			3		1				1		3		
2	3	2			3									2	
3		2			3									2	
4		2	2												
5	3	3	2											1	
AVg.	3	2.6	2		3		1				1		3	1.8	

COURSE OBJECTIVE:

- Recognize and appreciate the concept of Production and Operations Management in creating and enhancing a firm's competitive advantages.
- Describe the concept and contribution of various constituents of Production and Operations Management (both manufacturing and service).
- Relate the interdependence of the operations function with the other key functional areas of a firm.
- Teach analytical skills and problem-solving tools to the analysis of the operations problems.
- Apply scheduling and Lean Concepts for improving System Performance.

UNIT I INTRODUCTION TO OPERATIONS MANAGEMENT 9

Operations Management – Nature, Importance, historical development, transformation processes, differences between services and goods, a system perspective, functions, challenges, current priorities, recent trends; Operations Strategy – Strategic fit , framework; Supply Chain Management

UNIT II FORECASTING, CAPACITY AND FACILITY DESIGN 9

Demand Forecasting – Need, Types, COURSE OBJECTIVES and Steps. Overview of Qualitative and Quantitative methods. Capacity Planning - Long range, Types, Developing capacity alternatives. Overview of sales and operations planning. Overview of MRP, MRP II and ERP. Facility Location – Theories, Steps in Selection, Location Models. Facility Layout – Principles, Types, Planning tools and techniques.

UNIT III DESIGN OF PRODUCT, PROCESS AND WORK SYSTEMS 9

Product Design – Influencing factors, Approaches, Legal, Ethical and Environmental issues. Process – Planning, Selection, Strategy, Major Decisions. Work Study – COURSE OBJECTIVES, Procedure. Method Study and Motion Study. Work Measurement and Productivity – Measuring Productivity and Methods to improve productivity.

UNIT IV MATERIALS MANAGEMENT 9

Materials Management – COURSE OBJECTIVES, Planning, Budgeting and Control. Purchasing – COURSE OBJECTIVES, Functions, Policies, Vendor rating and Value Analysis. Stores Management – Nature, Layout, Classification and Coding. Inventory – COURSE OBJECTIVES, Costs and control techniques. Overview of JIT.

UNIT V SCHEDULING AND PROJECT MANAGEMENT 9

Project Management – Scheduling Techniques, PERT, CPM; Scheduling - work centers – nature, importance; Priority rules and techniques, shopfloor control; Flow shop scheduling – Johnson's Algorithm – Gantt charts; personnel scheduling in services.

TOTAL: 45 PERIODS**COURSE OUTCOMES:**

- CO1:** The students will appreciate the role of Production and Operations management in enabling and enhancing a firm's competitive advantages in the dynamic business environment.
- CO2:** The students will obtain sufficient knowledge and skills to forecast demand for Production and Service Systems.
- CO3:** The students will be able to Formulate and Assess Aggregate Planning strategies and Material Requirement Plan.
- CO4:** The students will be able to develop analytical skills to calculate capacity requirements and developing capacity alternatives.
- CO5:** The students will be able to apply scheduling and Lean Concepts for improving System Performance.

TEXT BOOKS

1. Richard B. Chase, Ravi Shankar, F. Robert Jacobs, Nicholas J. Aquilano, Operations and Supply Management, Tata McGraw Hill, 12th Edition, 2010.
2. Norman Gaither and Gregory Frazier, Operations Management, South Western Cengage Learning, 2002.

REFERENCES

1. William J Stevenson, Operations Management, Tata McGraw Hill, 9th Edition, 2009.
2. Russel and Taylor, Operations Management, Wiley, Fifth Edition, 2006.
3. Kanishka Bedi, Production and Operations Management, Oxford University Press, 2004.
4. Chary S. N, Production and Operations Management, Tata McGraw Hill, Third Edition, 2008.
5. Aswathappa K and Shridhara Bhat K, Production and Operations Management, Himalaya Publishing House, Revised Second Edition, 2008.
6. Mahadevan B, Operations Management Theory and practice, Pearson Education, 2007.
7. Pannerselvam R, Production and Operations Management, Prentice Hall India, Second Edition, 2008.

CO's- PO's & PSO's MAPPING

CO's	PO's												PSO's		
	1	2	3	4	5	6	7	8	9	10	11	12	1	2	3
1	3											2			
2		3	3											3	3
3		2	3	3									2	3	
4		3	3	3									2	3	
5			3	2											
AVg.	3	2.6	3	2.6								2	2	3	3

OSF352

INDUSTRIAL HYGIENE

L T P C
3 0 0 3

COURSE OBJECTIVES:

1. Demonstrate an understanding of how occupational hygiene standards are set and used in work health and safety.
2. Compare and contrast the roles of environmental and biological monitoring in work health and safety
3. Outline strategies for identifying, assessing and controlling risks associated with airborne gases, vapours and particulates
4. Discuss how personal protective equipment can be used to reduce risks associated with workplace exposures
5. Provide high-level advice on managing and controlling noise and noise-related hazards

UNIT I INTRODUCTION AND SCOPE

9

Occupational Health and Environmental Safety Management - Principles practices. Comm on Occupational diseases: Occupational Health Management Services at the work place. Pre-employment, periodic medical examination of workers, medical surveillance for control of occupational diseases and health records.

UNIT II MONITORING FOR SAFETY, HEALTH & ENVIRONMENT

9

Occupational Health and Environment Safety Management System, ILO and EPA Standards Industrial Hygiene: Definition of Industrial Hygiene, Industrial Hygiene: Control Methods, Substitution, Changing the process, Local Exhaust Ventilation, Isolation, Wet method, Personal hygiene, housekeeping and maintenance, waste disposal, special control measures.

UNIT III OCCUPATIONAL HEALTH AND ENVIRONMENTAL SAFETY EDUCATION

9

Element of training cycle, Assessment of needs. Techniques of training, design and development of training programs. Training methods and strategies types of training. Evaluation and review of training programs. Occupational Health Hazards, Promoting Safety, Safety and Health training, Stress and Safety, Exposure Limit .

UNIT IV OCCUPATIONAL SAFETY, HEALTH AND ENVIRONMENT MANAGEMENT 9

Bureau of Indian standards on safety and health 14489 - 1998 and 15001 – 2000, OSHA, Process Safety Management (PSM) as per OSHA, PSM principles, OHSAS – 18001, EPA Standards, Performance measurements to determine effectiveness of PSM. Importance of Industrial safety, role of safety department,

UNIT V INDUSTRIAL HAZARDS

9

i. Radiation: Types and effects of radiation on human body, Measurement and detection of radiation intensity. Effects of radiation on human body, Measurement – disposal of radioactive waste, Control of radiation ii. Noise and Vibration: Sources, and its control, Effects of noise on the auditory system and health, Measurement of noise , Different air pollutants in industries, Effect of different gases and particulate matter ,acid fumes ,smoke, fog on human health, Vibration: effects.

TOTAL PERIODS: 45

COURSE OUTCOMES:

Students able to

CO1: Explain and apply human factors engineering concepts in both evaluation of existing systems and design of new systems

CO2: Specify designs that avoid occupation related injuries

CO3: Define and apply the principles of work design, motion economy, and work environment design.

CO4: Identify the basic human sensory, cognitive, and physical capabilities and limitations with respect to human-machine system performance.

CO5: Acknowledge the impact of workplace design and environment on productivity

TEXT BOOKS:

1. R. K. Jain and Sunil S. Rao , Industrial Safety , Health and Environment Management Systems, Khanna publishers, New Delhi (2006)
2. Slote. L, Handbook of Occupational Safety and Health, John Willey and Sons, New York .

REFERENCES:

1. Jeanne MagerStellman, Encyclopedia of Occupational Health and Safety (ILO) Ms. Irma Jourdan publication
2. Frank P Lees - Loss of prevention in Process Industries, Vol. 1 and 2,
3. ButterworthHeinemann Ltd., London (1991). 2. Industrial Safety - National Safety Council of India
4. Frank P Lees – Loss of prevention in Process Industries , Vol. 1 and 2, Butterworth- Heinemann Ltd., London
5. R. K. Jain and Sunil S. Rao, Industrial Safety , Health and Environment Management Systems, Khanna publishers, New Delhi (2006).

CO's- PO's & PSO's MAPPING

CO's	PO's												PSO's		
	1	2	3	4	5	6	7	8	9	10	11	12	1	2	3
1	2		2		2	-	-	-	-	-	2	-	-	-	-
2	-		2		-	-	1	-	-	-	1	-	-	-	-
3	-		-		2	-	-	-	-	-	2	-	-	-	-
4	-		-		-	-	-	-	2	-	3	-	-	-	-
5	-		-		-	-	-	1	-	-	-	-	-	-	-
AVg.	2	-	2	-	-	-	1	1	2	-	2		-	-	-

COURSE OBJECTIVES

- Teach the principles of safety applicable to the design, and operation of chemical process plants.
- Ensure that potential hazards are identified and mitigation measures are in place to prevent unwanted release of energy.
- Learn about the hazardous chemicals into locations that could expose employees and others to serious harm.
- Focuses on preventing incidents and accidents during large scale manufacturing of chemicals and pharmaceuticals.
- Ensure that the general design of the plant is capable of complying with the dose limits in force and with the radioactive releases.

UNIT I SAFETY IN THE STORAGE AND HANDLING OF CHEMICALS AND GASES 9

Types of storage-general considerations for storage layouts- atmospheric venting, pressure and temperature relief - relief valve sizing calculations - storage and handling of hazardous chemicals and industrial gases, safe disposal methods, reaction with other chemicals, hazards during transportation - pipe line transport - safety in chemical laboratories.

UNIT II CHEMICAL REACTION HAZARDS 9

Hazardous inorganic and organic reactions and processes, Reactivity as a process hazard, Detonations, Deflagrations, and Runaways, Assessment and Testing strategies, Self - heating hazards of solids, Explosive potential of chemicals, Structural groups and instability of chemicals, Thermochemical screening,

UNIT III SAFETY IN THE DESIGN OF CHEMICAL PROCESS PLANTS 9

Design principles -Process design development -types of designs, feasibility survey, preliminary design, Flow diagrams, piping and instrumentation diagram, batch versus continuous operation, factors in equipment scale up and design, equipment specifications - reliability and safety in designing - inherent safety - engineered safety - safety during startup and shutdown - non destructive testing methods - pressure and leak testing - emergency safety devices - scrubbers and flares- new concepts in safety design and operation- Pressure vessel testing standards- Inspection techniques for boilers and reaction vessels.

UNIT IV SAFETY IN THE OPERATION OF CHEMICAL PROCESS PLANTS 9

Properties of chemicals - Material Safety Data Sheets - the various properties and formats used - methods available for property determination. Operational activities and hazards -standards operating procedures - safe operation of pumps, compressors, heaters, column, reactors, pressure vessels, storage vessels, piping systems - effects of pressure, temperature, Flow rate and humidity on operations - corrosion and control measures- condition monitoring - control valves - safety valves - pressure reducing valves, drains, bypass valves, inert gases. Chemical splashes, eye irrigation and automatic showers.

UNIT V SAFETY AND ANALYSIS 9

Safety vs reliability- quantification of basic events, system safety quantification, Human error analysis, Accident investigation and analysis, OSHAS 18001 and OSHMS.

TOTAL: 45 PERIODS**COURSE OUTCOMES:****Students able to**

- CO1** Differentiate between inherent safety and engineered safety and recognize the importance of safety in the design of chemical process plants.
- CO2** Develop thorough knowledge about safety in the operation of chemical plants.
- CO3** Apply the principles of safety in the storage and handling of gases.
- CO4** Identify the conditions that lead to reaction hazards and adopt measures to prevent them.
- CO5** Develop thorough knowledge about

TEXT BOOK

- 1 David A Crowl & Joseph F Louvar, "Chemical Process safety", Pearson publication, 3rd Edition, 2014
- 2 Maurice Jones .A., "Fire Protection Systems, 2nd edition, Jones & Bartlett Publishers, 2015

REFERENCES:

1. Ralph King and Ron Hirst, "King's safety in the process industries", Arnold, London, 1998.
2. Industrial Environment and its Evolution and Control, NIOSH Publication, 1973.
3. National Safety Council, "Accident prevention manual for industrial operations". Chicago, 1982.
4. Lewis, Richard. J., Sr, "Sax's dangerous properties of materials". (Ninth edition). Van Nostrand Reinhold, New York, 1996.
5. Roy E Sanders, "Chemical Process Safety", 3rd Edition, Gulf professional publishing, 2006

CO's- PO's & PSO's MAPPING

CO's	PO's												PSO's		
	1	2	3	4	5	6	7	8	9	10	11	12	1	2	3
1	2	3	-	-	-	1	-	-	1	-	-	-	2	-	-
2	-			2	-	-	-	-	1	-		-	-	2	-
3	-	3		1	-	-	-	2	-	-	1	-	-	-	-
4	-	2	-		-	1	-	-	1	-		-	-	-	2
5	-	2	3		-	-	-	1	-	-	1	-	-	-	-
AVg.	2	2.5	3	1.5	-	1	-	1.5	1	-	1		2	2	2

OML352

ELECTRICAL, ELECTRONIC AND MAGNETIC MATERIALS

L T P C
3 0 0 3

COURSE OBJECTIVES:

The main learning objective of this course is to prepare the students for:

1. Understanding the importance of various materials used in electrical, electronics and magnetic applications
2. Acquiring knowledge on the properties of electrical, electronics and magnetic materials.
3. Gaining knowledge on the selection of suitable materials for the given application
4. Knowing the fundamental concepts in Semiconducting materials
5. Getting equipped with the materials used in optical and optoelectronic applications.

UNIT I DIELECTRIC MATERIALS

9

Dielectric as Electric Field Medium, leakage currents, dielectric loss, dielectric strength, breakdown voltage, breakdown in solid dielectrics, flashover, liquid dielectrics, electric conductivity in solid, liquid and gaseous dielectrics, Ferromagnetic materials, properties of ferromagnetic materials in static fields, spontaneous, polarization, curie point, anti-ferromagnetic materials, piezoelectric materials, pyroelectric materials.

UNIT II MAGNETIC MATERIALS

9

Classification of magnetic materials, spontaneous magnetization in ferromagnetic materials, magnetic Anisotropy, Magnetostriction, diamagnetism, magnetically soft and hard materials, special purpose materials, feebly magnetic materials, Ferrites, cast and cermet permanent magnets, ageing of magnets. Factors effecting permeability and Hysteresis

UNIT III SEMICONDUCTOR MATERIALS

9

Properties of semiconductors, Silicon wafers, integration techniques, Large and very large scale

Integration techniques. Concept of superconductivity; theories and examples for high temperature superconductivity; discussion on specific superconducting materials; comments on fabrication and engineering applications.

UNIT IV MATERIALS FOR ELECTRICAL APPLICATIONS

9

Materials used for Resistors, rheostats, heaters, transmission line structures, stranded conductors, bimetal fuses, soft and hard solders, electric contact materials, electric carbon materials, thermocouple materials. Solid, Liquid and Gaseous insulating materials, Effect of moisture on insulation.

UNIT V OPTICAL AND OPTOELECTRONIC MATERIALS

9

Principles of photoconductivity - effect of impurities - principles of luminescence-laser principles - He-Ne, injection lasers, LED materials - binary, ternary photoelectronic materials - LCD materials - photo detectors - applications of optoelectronic materials - optical fibres and materials - electro optic modulators - Kerr effect - Pockels effect.

TOTAL: 45 PERIODS

COURSE OUTCOMES:

After completion of this course, the students will be able to

1. Understand various types of dielectric materials, their properties in various conditions.
2. Evaluate magnetic materials and their behavior.
3. Evaluate semiconductor materials and technologies.
4. Select suitable materials for electrical engineering applications.
5. Identify right material for optical and optoelectronic applications

TEXT BOOKS:

1. Pradeep Fulay, "Electronic, Magnetic and Optical materials", CRC Press, Taylor and Francis, 2nd illustrated edition, 2017.
2. "R K Rajput", "A course in Electrical Engineering Materials", Laxmi Publications, 2009.

REFERENCE BOOKS:

1. T K Basak, "A course in Electrical Engineering Materials", New Age Science Publications, 2009
2. TTTI Madras, "Electrical Engineering Materials", McGraw Hill Education, 2004.
3. Adrianus J. Dekker, "Electrical Engineering Materials", PHI Publication, 2006.
4. S. P. Seth, P. V. Gupta "A course in Electrical Engineering Materials", Dhanpat Rai & Sons, 2011.
5. C. Kittel, "Introduction to Solid State Physics", 7th Edition, John Wiley & Sons, Singapore, (2006).

CO's- PO's & PSO's MAPPING

	PO1	PO2	PO3	PO4	PO5	PO6	PO7	PO8	PO9	PO10	PO11	PO12	PSO1	PSO2	PSO3
C01	3	2	2	3								2	2	2	1
C02	3	1	2	2								2	2	2	1
C03	3	2	1	2								2	2	2	1
CO4	3	2	1	2								2	2	2	2
CO5	3	2	2	2								2	2	2	1
Avg	3	1.8	1.6	2.2								2	2	2	1.2

COURSE OBJECTIVES:

The main learning objective of this course is to prepare the students for:

1. Understanding the evolution of nanomaterials in the scientific era and make them to understand different types of nanomaterials for the future engineering applications
2. Gaining knowledge on dimensionality effects on different properties of nanomaterials
3. Getting acquainted with the different processing techniques employed for fabricating nanomaterials
4. Having knowledge on the different characterisation techniques employed to characterise the nanomaterials
5. Acquiring knowledge on different applications of nanomaterials in different disciplines of engineering.

UNIT I NANOMATERIALS**9**

Introduction, Classification: 0D, 1D, 2D, 3D nanomaterials and nano-composites, their mechanical, electrical, optical, magnetic properties; Nanomaterials versus bulk materials.

UNIT II THERMODYNAMICS & KINETICS OF NANOSTRUCTURED MATERIALS**9**

Size and interface/interphase effects, interfacial thermodynamics, phase diagrams, diffusivity, grain growth, and thermal stability of nanomaterials.

UNIT III PROCESSING**9**

Bottom-up and top-down approaches for the synthesis of nanomaterials, mechanical alloying, chemical routes, severe plastic deformation, and electrical wire explosion technique.

UNIT IV STRUCTURAL CHARACTERISTICS**9**

Principles of emerging nanoscale X-ray techniques such as small angle X-ray scattering and X-ray absorption fine structure (XAFS), electron and neutron diffraction techniques and their application to nanomaterials; SPM, Nanoindentation, Grain size, phase formation, texture, stress analysis

UNIT V APPLICATIONS**9**

Applications of nanoparticles, quantum dots, nanotubes, nanowires, nanocoatings; applications in electronic, electrical and medical industries

TOTAL: 45 PERIODS**COURSE OUTCOMES:**

After completion of this course, the students will be able to

1. Evaluate nanomaterials and understand the different types of nanomaterials
2. Recognise the effects of dimensionality of materials on the properties
3. Process different nanomaterials and use them in engineering applications
4. Use appropriate techniques for characterising nanomaterials
5. Identify and use different nanomaterials for applications in different engineering fields.

TEXT BOOKS:

1. Bhusan, Bharat (Ed), "Springer Handbook of Nanotechnology", 2nd edition, 2007.
2. Carl C. Koch (ed.), NANOSTRUCTURED MATERIALS, Processing, Properties and Potential Applications, NOYES PUBLICATIONS, Norwich, New York, U.S.A.

REFERENCES:

1. Poole C.P, and Owens F.J., Introduction to Nanotechnology, John Wiley 2003
2. Nalwa H.S., Encyclopedia of Nanoscience and Nanotechnology, American Scientific Publishers 2004
3. Zehetbauer M.J. and Zhu Y.T., Bulk Nanostructured Materials, Wiley 2008
4. Wang Z.L., Characterization of Nanophase Materials, Wiley 2000
5. Gutkin Y., Ovid'ko I.A. and Gutkin M., Plastic Deformation in Nanocrystalline Materials, Springer 2004

CO's- PO's & PSO's MAPPING

	PO1	PO2	PO3	PO4	PO5	PO6	PO7	PO8	PO9	PO 10	PO 11	PO 12	PSO 1	PSO 2	PSO 3
C01	2	2	2	3								2	1	2	
C02	3	1	2	2								2	2	2	1
C03	3	2	1	2								2	2	2	
C04	3	1		2								2	2	2	2
C05	3	2	2	2								2	2	2	1
Avg	2.8	1.6	1.7	2.2								2	1.8	2	1.3

OMR352

HYDRAULICS AND PNEUMATICS

L T P C
3 0 0 3

COURSE OBJECTIVES:

1. To knowledge on fluid power principles and working of hydraulic pumps
2. To obtain the knowledge in hydraulic actuators and control components
3. To understand the basics in hydraulic circuits and systems
4. To obtain the knowledge in pneumatic and electro pneumatic systems
5. To apply the concepts to solve the trouble shooting

UNIT I FLUID POWER PRINCIPLES AND HYDRAULIC PUMPS 9

Introduction to Fluid power – Advantages and Applications – Fluid power systems – Types of fluids - Properties of fluids and selection – Basics of Hydraulics – Pascal's Law – Principles of flow - Friction loss – Work, Power and Torque Problems, Sources of Hydraulic power : Pumping Theory – Pump Classification – Construction, Working, Design, Advantages, Disadvantages, Performance, Selection criteria of Linear and Rotary – Fixed and Variable displacement pumps – Problems.

UNIT II HYDRAULIC ACTUATORS AND CONTROL COMPONENTS 9

Hydraulic Actuators: Cylinders – Types and construction, Application, Hydraulic cushioning – Hydraulic motors - Control Components : Direction Control, Flow control and pressure control valves – Types, Construction and Operation – Servo and Proportional valves – Applications – Accessories : Reservoirs, Pressure Switches – Applications – Fluid Power ANSI Symbols – Problems.

UNIT III HYDRAULIC CIRCUITS AND SYSTEMS 9

Accumulators, Intensifiers, Industrial hydraulic circuits – Regenerative, Pump Unloading, Double Pump, Pressure Intensifier, Air-over oil, Sequence, Reciprocation, Synchronization, Fail-Safe, Speed Control, Hydrostatic transmission, Electro hydraulic circuits, Mechanical hydraulic servo systems.

UNIT IV PNEUMATIC AND ELECTRO PNEUMATIC SYSTEMS 9

Properties of air – Perfect Gas Laws – Compressor – Filters, Regulator, Lubricator, Muffler, Air control Valves, Quick Exhaust Valves, Pneumatic actuators, Design of Pneumatic circuit – Cascade method – Electro Pneumatic System – Elements – Ladder diagram – Problems, Introduction to fluidics and pneumatic logic circuits

UNIT V TROUBLE SHOOTING AND APPLICATIONS 9

Installation, Selection, Maintenance, Trouble Shooting and Remedies in Hydraulic and Pneumatic systems, Design of hydraulic circuits for Drilling, Planning, Shaping, Surface grinding, Press and Forklift applications. Design of Pneumatic circuits for Pick and Place applications and tool handling in CNC Machine tools – Low cost Automation – Hydraulic and Pneumatic power packs.

TOTAL: 45 PERIODS

COURSE OUTCOMES

Upon successful completion of the course, students should be able to:

- CO 1: Analyze the methods in fluid power principles and working of hydraulic pumps
- CO 2: Recognize the concepts in hydraulic actuators and control components
- CO 3: Obtain the knowledge in basics of hydraulic circuits and systems
- CO 4: Know about the basics concept in pneumatic and electro pneumatic systems
- CO 5: Apply the concepts to solve the trouble shooting hydraulic and pneumatics

TEXT BOOKS

1. Anthony Esposito, "Fluid Power with Applications", Prentice Hall, 2009.
2. James A. Sullivan, "Fluid Power Theory and Applications", Fourth Edition, Prentice Hall, 1997.

REFERENCES

1. Shanmugasundaram.K, "Hydraulic and Pneumatic Controls". Chand & Co, 2006.
2. Majumdar, S.R., "Oil Hydraulics Systems – Principles and Maintenance", Tata McG Raw Hill, 2001.
3. Majumdar, S.R., "Pneumatic Systems – Principles and Maintenance", Tata McGRaw Hill, 2007.
4. Dudley, A. Pease and John J Pippenger, "Basic Fluid Power", Prentice Hall, 1987
5. Srinivasan. R, "Hydraulic and Pneumatic Controls", Vijay Nicole Imprints, 2008
6. Joshi.P, Pneumatic Control", Wiley India, 2008.
7. Jagadeesha T, "Pneumatics Concepts, Design and Applications ", Universities Press, 2015.

CO's- PO's & PSO's MAPPING

COs/POs & PSOs	POs												PSOs		
	1	2	3	4	5	6	7	8	9	10	11	12	1	2	3
CO1	3	2	1		2	2						1	2	2	1
CO2	3	2	1		2	2						1	2	2	1
CO3	3	2	1		2	2						1	2	2	1
CO4	3	2	1		2	2						1	2	2	1
CO5	3	2	1		2	2						1	2	2	1
CO/PO & PSO Average	3	2	1		2	2						1	2	2	1

1 – Slight, 2 – Moderate, 3 – Substantial

OMR353

SENSORS

**L T P C
3 0 0 3**

COURSE OBJECTIVES:

1. To learn the various types of sensors, transducers, sensor output signal types, calibration techniques, formulation of system equation and its characteristics.
2. To understand basic working principle, construction, Application and characteristics of displacement, speed and ranging sensors.
3. To understand and analyze the working principle, construction, application and characteristics of force, magnetic and heading sensors.
4. To learn and analyze the working principle, construction, application and characteristics of optical, pressure, temperature and other sensors.
5. To familiarize students with different signal conditioning circuits design and data acquisition system.

UNIT I SENSOR CLASSIFICATION, CHARACTERISTICS AND SIGNAL TYPES 9

Basics of Measurement – Classification of Errors – Error Analysis – Static and Dynamic Characteristics of Transducers – Performance Measures of Sensors – Classification of Sensors – Sensor Calibration Techniques – Sensor Outputs - Signal Types - Analog and Digital Signals, PWM and PPM.

CO's- PO's & PSO's MAPPING

COs/POs & PSOs	POs												PSOs			
	1	2	3	4	5	6	7	8	9	10	11	12	1	2	3	
CO1	3	3	2									1	2	3	2	1
CO2	3	3	2	1	1	1						1	2	3	2	1
CO3	3	3	2	1	1	1						1	2	3	2	1
CO4	3	3	2	1	1	1						1	2	3	2	1
CO5	3	3	2	1	1	1						1	2	3	2	1
CO/PO & PSO Average	3	3	2	0.8	0.8	0.8						0.8	2	3	2	1
1 – Slight, 2 – Moderate, 3 – Substantial																

ORA352

CONCEPTS IN MOBILE ROBOTS

L	T	P	C
3	0	0	3

COURSE OBJECTIVES

1. To introduce mobile robotic technology and its types in detail.
2. To learn the kinematics of wheeled and legged robot.
3. To familiarize the intelligence into the mobile robots using various sensors.
4. To acquaint the localization strategies and mapping technique for mobile robot.
5. To aware the collaborative mobile robotics in task planning, navigation and intelligence.

UNIT I INTRODUCTION TO MOBILE ROBOTICS 9
 Introduction – Locomotion of the Robots – Key Issues on Locomotion – Legged Mobile Robots – Configurations and Stability – Wheeled Mobile Robots – Design Space and Mobility Issues – Unmanned Aerial and Underwater Vehicles

UNIT II KINEMATICS 9
 Kinematic Models – Representation of Robot – Forward Kinematics – Wheel and Robot Constraints – Degree of Mobility and Steerability – **Manoeuvrability** – Workspace – Degrees of Freedom – Path and Trajectory Considerations – Motion Controls - Holonomic Robots

UNIT III PERCEPTION 9
 Sensor for Mobile Robots – Classification and Performance Characterization – Wheel/Motor Sensors – Heading Sensors - Ground-Based Beacons - Active Ranging - Motion/Speed Sensors – Camera - Visual Appearance based Feature Extraction.

UNIT IV LOCALIZATION 9
 Localization Based Navigation Versus Programmed Solutions - Map Representation - Continuous Representations - Decomposition Strategies - Probabilistic Map-Based Localization - Landmark-Based Navigation - Globally Unique Localization - Positioning Beacon Systems - Route-Based Localization - Autonomous Map Building - Simultaneous Localization and Mapping (SLAM).

UNIT V PLANNING, NAVIGATION AND COLLABORATIVE ROBOTS 9
 Introduction - Competences for Navigation: Planning and Reacting - Path Planning - Obstacle Avoidance - Navigation Architectures - Control Localization - Techniques for Decomposition - Case Studies – Collaborative Robots – Swarm Robots.

TOTAL: 45 PERIODS

COURSE OUTCOMES:

Upon completion of this course, the students will be able to:

- CO1:** Evaluate the appropriate mobile robots for the desired application.
- CO2:** Create the kinematics for given wheeled and legged robot.

CO3:Analyse the sensors for the intelligence of mobile robotics.

CO4: Create the localization strategies and mapping technique for mobile robot.

CO5: Create the collaborative mobile robotics for planning, navigation and intelligence for desired applications.

TEXTBOOK

1. Roland Siegwart and IllahR.Nourbakish, "Introduction to Autonomous Mobile Robots" MIT Press, Cambridge, 2004.

REFERENCES:

1. Dragomir N. Nenchev, Atsushi Konno, TeppeiTsujiita, "Humanoid Robots: Modelling and Control", Butterworth-Heinemann, 2018
2. MohantaJagadish Chandra, "Introduction to Mobile Robots Navigation", LAP Lambert Academic Publishing, 2015.
3. Peter Corke, "Robotics, Vision and Control", Springer, 2017.
4. Ulrich Nehmzow, "Mobile Robotics: A Practical Introduction", Springer, 2003.
5. Xiao Qi Chen, Y.Q. Chen and J.G. Chase, "Mobile Robots - State of the Art in Land, Sea, Air, and Collaborative Missions", Intec Press, 2009.
6. Alonzo Kelly, Mobile Robotics: Mathematics, Models, and Methods, Cambridge University Press, 2013, ISBN: 978-1107031159.

MV3501

MARINE PROPULSION

**L T P C
3 0 0 3**

COOURSE OBJECTIVES:

1. To impart knowledge on basics of propulsion system and ship dynamic movements
2. To educate them on basic layout and propulsion equipment's
3. To impart basic knowledge on performance of the ship
4. To impart basic knowledge on Ship propeller and its types
5. To impart knowledge on ship rudder and its types

UNIT I BASICS SHIP PROPULSION SYSTEM AND EQUIPMENTS

9

law of floatation - Basics principle of propulsion- Earlier methods of propulsion- ship propulsion machinery- boiler, Marine steam engine, diesel engine, ship power transmission system, ship dynamic structure, Marine propulsion equipment - shaft tunnel, Intermediate shaft and bearing, stern tube, stern tube sealing etc. degree of freedom, Modern propelling methods- water jet propulsion , screw propulsion.

UNIT II SHIPS MOVEMENTS AND SHIP STABILIZATION

9

Thrust augmented devices, Ship hull, modern ship propulsion design, bow thruster – Advantages, various methods to stabilize the ship- passive and active stabilizer, fin stabilizer, bilge keel - stabilizing and securing ship in port- effect of tides on ship – effect of river water and sea water sailing vessel, Load line and load line of marking- draught markings.

UNIT III SHIPS SPEED AND ITS PERFORMANCE

9

Ship propulsion factors, factors affecting ships speed, various velocities of ship, hull drag, effects of fouling on ships hull, ship wake, relation between powers, Fuel consumption of ship, cavitations - effects of cavitation's, ship turning radius.

UNIT IV BASICS OF PROPELLER

9

Propeller dimension, Propeller and its types – fixed propeller, control pitch propeller, kort nozzle, ducted propeller, voith schneider, Parts of propeller, 3 blade - 5 blade - 6 blade propellers and its advantages, propeller boss hub, crown nut, propeller skew, pitch of propeller - Thrust creation by propeller. Propeller Material – Propeller balancing- static and dynamic.

UNIT V BASICS OF RUDDER

9

Rudder dimension, Area of rudder and its design, Rudder arrangements, Rudder fittings- Rudder pintle - Rudder types- Balanced rudder, semi balanced rudder, Spade rudder, merits and demerits of various types of rudders, Propeller and rudder interaction, Rudder stopper, movement of rudders, Basic construction of Rudder

COURSE OUTCOMES:

Upon successful completion of the course, students should be able to:

CO1: Explain the basics of propulsion system and ship dynamic movements

CO2: Familiarize with various components assisting ship stabilization.

CO3: Demonstrate the performance of the ship.

CO4: Classify the Propeller and its types, Materials etc.

CO5: Categories the Rudder and its types, design criteria of rudder.

TEXT BOOKS:

1. GP. Ghose, "Basic Ship propulsion",2015
2. E.A. Stokoe "Reeds Ship construction for marine engineers", Vol. 5,2010
3. E.A. Stokoe, "Reeds Naval architecture for the marine engineers",4th Edition,2009

REFERENCES BOOKS:

1. DJ Eyers and GJ Bruse, "Ship Construction", 7th Edition, 2006.
2. KJ Rawson and EC Tupper, "Basic Ship theory I" Vol. 1,5th Edition,2001.

CO's- PO's & PSO's MAPPING

CO	PO												PSO			
	PO1	PO 2	PO 3	PO 4	PO 5	PO 6	PO 7	PO 8	PO 9	PO10	PO11	PO12	PSO 1	PSO 2	PSO 3	PSO 4
1	1	1	1	1	1						1	1		1		1
2	1	1	1											1		1
3	1			1	1				1	1	1		1	1		1
4	1		1	1										1		1
5	1		1	1										1		1
Avg	5/5= 1	2/2 =1	4/4 =1	4/4 =1	2/2 =1				1/1 =1	1/1=1	2/2=1	1/1=1	1/1= 1	5/5=1		5/5=1

OMV351

MARINE MERCHANT VESSELS

**LT P C
3 0 0 3**

OBJECTIVES:

At the end of the course, students are expected to acquire

1. Knowledge on basics of Hydrostatics
2. Familiarization on types of merchant ships
3. Knowledge on Shipbuilding Materials
4. Knowledge on marine propeller and rudder
5. Awareness on governing bodies in shipping industry

UNIT I Introduction to Hydrostatics

9

Archimedes Principle- Laws of floatation– Meta centre – stability of floating and submerged bodies- Density, relative density - Displacement –Pressure –centre of pressure.

UNIT II Types of Ship

10

General cargo ship - Refrigerated cargo ships - Container ships - Roll-on Roll-off ships – Oil tankers- Bulk carriers - Liquefied Natural Gas carriers - Liquefied Petroleum Gas carriers - Chemical tankers - Passenger ships

UNIT III Shipbuilding Materials

9

Types of Steels used in Shipbuilding - High tensile steels, Corrosion resistant steels, Steel sandwich panels, Steel castings, Steel forgings - Other shipbuilding materials, Aluminium alloys, Aluminium alloy sandwich panels, Fire protection especially for Aluminium Alloys, Fiber Reinforced Composites

UNIT IV Marine Propeller and Rudder 8

Types of rudder, construction of Rudder-Types of Propeller, Propeller material-Cavitations and its effects on propeller

UNIT V Governing Bodies for Shipping Industry 9

Role of **IMO** (International Maritime Organization), **SOLAS** (International Convention for the Safety of Life at Sea), **MARPOL** (International Convention for the Prevention of Pollution from Ships) , **MLC** (Maritime Labour Convention), **STCW 2010** (International Convention on Standards of Training, Certification and Watch keeping for Seafarers), Classification societies Administration authorities

TOTAL: 45 PERIODS

OUTCOMES:

Upon completion of this course, students would

1. Acquire Knowledge on floatation of ships
2. Acquire Knowledge on features of various ships
3. Acquire Knowledge of Shipbuilding Materials
4. Acquire Knowledge to identify the different types of marine propeller and rudder
5. Understand the Roles and responsibilities of governing bodies

TEXT BOOKS:

1. D.J.Eyres, "Ship Constructions", Seventh Edition, Butter Worth Heinemann Publishing, USA,2015
2. Dr.DA Taylor, "Merchant Ship Naval Architecture" I. Mar EST publications, 2006
3. EA Stokoe, E.A, "Naval Architecture for Marine Engineers", Vol.4, Reeds Publications,2000

REFERENCES:

1. Kemp & Young "Ship Construction Sketches & Notes", Butter Worth Heinemann Publishing,USA, 2011
2. MARPOL Consolidated Edition , Bhandakar Publications, 2018
3. SOLAS Consolidated Edition , Bhandakar Publications, 2016

OMV352 ELEMENTS OF MARINE ENGINEERING

**L T P C
3 0 0 3**

OBJECTIVES:

At the end of the course, students are expected to

1. Understand the role of Marine machinery systems
2. Be familiar with Marine propulsion machinery system
3. Acquaint with Marine Auxiliary machinery system
4. Have acquired basics of Marine Auxiliary boiler system
5. Be aware of ship propellers and steering system

UNIT I ELEMENTARY KNOWLEDGE ON MARINE MACHINERY SYSTEMS 9

Marine Engineering Terminologies, Parts of Ship, Introduction to Machinery systems on board ships – Propulsion Machinery system, Electricity Generator system, Steering gear system, Air compressors & Air reservoirs, Fuel oil and Lubricating Oil Purifiers, Marine Boiler systems

UNIT II MARINE PROPULSION MACHINERY SYSTEM 9

Two stroke Large Marine slow speed Diesel Engine – General Construction, Basic knowledge of Air starting and reversing mechanism, Cylinder lubrication oil system, Main lubricating oil system and cooling water system

UNIT III MARINE AUXILIARY MACHINERY SYSTEM 9
 Four stroke medium speed Diesel engine – General Construction, Inline, V-type arrangement of engine, Difference between slow speed and medium speed engines – advantages, limitations and applications

UNIT IV MARINE BOILER SYSTEM 9
 Types of Boiler – Difference between Water tube boiler and Fire tube boiler, Need for boiler on board ships, Uses of steam, Advantages of using steam as working medium, Boiler mountings and accessories – importance of mountings, need for accessories

UNIT V SHIP PROPELLERS AND STEERING MECHANISM 9
 Importance of Propellor and Steering gear, Types of propellers - Fixed pitch propellers, Controllable pitch propellers, Water jet propellers, Steering gear systems - 2-Ram and 4 Ram steering gear, Electric steering gear

TOTAL: 45 PERIODS

OUTCOMES:

At the end of the course, students should able to,

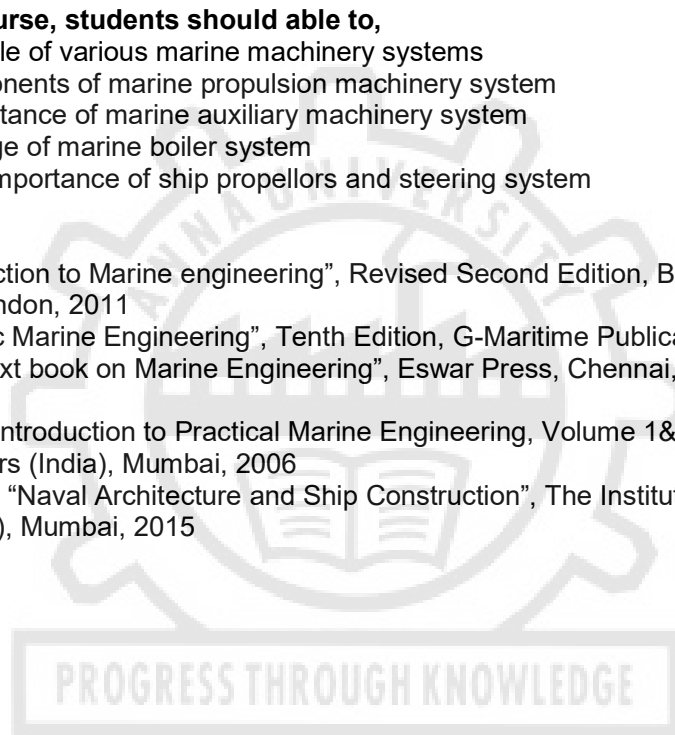
1. Distinguish the role of various marine machinery systems
2. Relate the components of marine propulsion machinery system
3. Explain the importance of marine auxiliary machinery system
4. Acquire knowledge of marine boiler system
5. Understand the importance of ship propellers and steering system

TEXT BOOKS:

1. Taylor, "Introduction to Marine engineering", Revised Second Edition, Butterworth Heinemann, London, 2011
2. J.K.Dhar, "Basic Marine Engineering", Tenth Edition, G-Maritime Publications, Mumbai, 2011
3. K.Ramaraj, "Text book on Marine Engineering", Eswar Press, Chennai, 2018

REFERENCES:

1. Alan L.Rowen, "Introduction to Practical Marine Engineering, Volume 1&2, The Institute of Marine Engineers (India), Mumbai, 2006
2. A.S.Tambwekar, "Naval Architecture and Ship Construction", The Institute of Marine Engineers (India), Mumbai, 2015



CRA332	DRONE TECHNOLOGIES	L	T	P	C
		3	0	0	3

COURSE OBJECTIVES:

1. To understand the basics of drone concepts
2. To learn and understand the fundamentals of design, fabrication and programming of drone
3. To impart the knowledge of an flying and operation of drone
4. To know about the various applications of drone
5. To understand the safety risks and guidelines of fly safely

UNIT I INTRODUCTION TO DRONE TECHNOLOGY 9
 Drone Concept - Vocabulary Terminology- History of drone - Types of current generation of drones based on their method of propulsion- Drone technology impact on the businesses- Drone business through entrepreneurship- Opportunities/applications for entrepreneurship and employability

UNIT II DRONE DESIGN, FABRICATION AND PROGRAMMING 9

Classifications of the UAV -Overview of the main drone parts- Technical characteristics of the parts -Function of the component parts -Assembling a drone- The energy sources- Level of autonomy- Drones configurations -The methods of programming drone- Download program - Install program on computer- Running Programs- Multi rotor stabilization- Flight modes -Wi-Fi connection.

UNIT III DRONE FLYING AND OPERATION 9

Concept of operation for drone -Flight modes- Operate a small drone in a controlled environment- Drone controls Flight operations –management tool –Sensors-Onboard storage capacity -Removable storage devices- Linked mobile devices and applications

UNIT IV DRONE COMMERCIAL APPLICATIONS 9

Choosing a drone based on the application -Drones in the insurance sector- Drones in delivering mail, parcels and other cargo- Drones in agriculture- Drones in inspection of transmission lines and power distribution -Drones in filming and panoramic picturing

UNIT V FUTURE DRONES AND SAFETY 9

The safety risks- Guidelines to fly safely -Specific aviation regulation and standardization- Drone license- Miniaturization of drones- Increasing autonomy of drones -The use of drones in swarms

TOTAL: 45 PERIODS

COURSE OUTCOMES

Upon successful completion of the course, students should be able to:

CO1: Know about a various type of drone technology, drone fabrication and programming.

CO2: Execute the suitable operating procedures for functioning a drone

CO3: Select appropriate sensors and actuators for Drones

CO4: Develop a drone mechanism for specific applications

CO5: Createthe programs for various drones

TEXT BOOKS

1. Daniel Tal and John Altschuld, “Drone Technology in Architecture, Engineering and Construction: A Strategic Guide to Unmanned Aerial Vehicle Operation and Implementation”, 2021 John Wiley & Sons, Inc.
2. Terry Kilby and Belinda Kilby, “Make:Getting Started with Drones “,Maker Media, Inc, 2016

REFERENCES

1. John Baichtal, “Building Your Own Drones: A Beginners' Guide to Drones, UAVs, and ROVs”, Que Publishing, 2016
2. Završnik, “Drones and Unmanned Aerial Systems: Legal and Social Implications for Security and Surveillance”, Springer, 2018.

CO's- PO's & PSO's MAPPING

COs/Pos&P SOs	POs												PSOs		
	1	2	3	4	5	6	7	8	9	10	11	12	1	2	3
CO1	1	2	3	1	3	2						1	2	1	3
CO2	1	2	3	1	3	2						1	2	1	3
CO3	1	2	3	1	3	2						1	2	1	3
CO4	1	2	3	1	3	2						1	2	1	3
CO5	1	2	3	1	3	2						1	2	1	3
CO/PO & PSO Average	1	2	3	1	3	2						1	2	1	3

1 – Slight, 2 – Moderate, 3 – Substantial

OBJECTIVES:

- To impart the knowledge on basic components, data preparation and implementation of Geographical Information System.

UNIT I FUNDAMENTALS OF GIS**9**

Introduction to GIS - Basic spatial concepts - Coordinate Systems - GIS and Information Systems – Definitions – History of GIS - Components of a GIS – Hardware, Software, Data, People, Methods – Proprietary and open source Software - Types of data – Spatial, Attribute data- types of attributes – scales/ levels of measurements.

UNIT II SPATIAL DATA MODELS**9**

Database Structures – Relational, Object Oriented – Entities – ER diagram - data models - conceptual, logical and physical models - spatial data models – Raster Data Structures – Raster Data Compression - Vector Data Structures - Raster vs Vector Models- TIN and GRID data models.

UNIT III DATA INPUT AND TOPOLOGY**9**

Scanner - Raster Data Input – Raster Data File Formats – Georeferencing – Vector Data Input – Digitizer – Datum Projection and reprojection -Coordinate Transformation – Topology - Adjacency, connectivity and containment – Topological Consistency – Non topological file formats - Attribute Data linking – Linking External Databases – GPS Data Integration

UNIT IV DATA QUALITY AND STANDARDS**9**

Data quality - Basic aspects - completeness, logical consistency, positional accuracy, temporal accuracy, thematic accuracy and lineage – Metadata – GIS Standards –Interoperability - OGC - Spatial Data Infrastructure

UNIT V DATA MANAGEMENT AND OUTPUT**9**

Import/Export – Data Management functions- Raster to Vector and Vector to Raster Conversion - Data Output - Map Compilation – Chart/Graphs – Multimedia – Enterprise Vs. Desktop GIS- distributed GIS.



PROGRESS THROUGH KNOWLEDGE

TOTAL:45 PERIODS**COURSE OUTCOMES:**

•On completion of the course, the student is expected to

CO1 Have basic idea about the fundamentals of GIS.

CO2 Understand the types of data models.

CO3 Get knowledge about data input and topology

CO4 Gain knowledge on data quality and standards

CO5 Understand data management functions and data output

TEXTBOOKS:

- Kang - Tsung Chang, Introduction to Geographic Information Systems, McGraw Hill Publishing, 2nd Edition, 2011.
- Ian Heywood, Sarah Cornelius, Steve Carver, Srinivasa Raju, "An Introduction Geographical Information Systems, Pearson Education, 2nd Edition,2007.

REFERENCES:

- Lo. C. P., Albert K.W. Yeung, Concepts and Techniques of Geographic Information Systems, Prentice-Hall India Publishers, 2006

CO's- PO's & PSO's MAPPING

PO	Graduate Attribute	Course Outcome					Average
		CO1	CO2	CO3	CO4	CO5	
PO1	Engineering Knowledge	3	3	3	3	3	3
PO2	Problem Analysis				3	3	3
PO3	Design/Development of Solutions			3	3	3	3
PO4	Conduct Investigations of Complex Problems			3	3	3	3
PO5	Modern Tool Usage		3		3	3	3
PO6	The Engineer and Society						
PO 7	Environment and Sustainability						
PO 8	Ethics						
PO 9	Individual and Team Work						
PO 10	Communication						
PO 11	Project Management and Finance						
PO 12	Life-long Learning						
PSO 1	Knowledge of Geoinformatics discipline	3	3	3	3	3	3
PSO 2	Critical analysis of Geoinformatics Engineering problems and innovations	3	3	3	3	3	3
PSO 3	Conceptualization and evaluation of Design solutions	3	3	3	3	3	3

OAI352

AGRICULTURE ENTREPRENEURSHIP DEVELOPMENT

L T P C

3 0 0 3

OBJECTIVES

- To introduce the importance of Agri-business management, its characteristics and principles
- To impart knowledge on the functional areas of Agri-business like Marketing management, Product pricing methods and Market potential assessment.

UNIT I

ENTREPRENEURIAL ENVIRONMENT IN INDIAN CONTEXT

9

Entrepreneur Development(ED): Concept of entrepreneur and entrepreneurship assessing overall business environment in Indian economy- Entrepreneurial and managerial characteristics- Entrepreneurship development programmers (EDP)-Generation incubation and commercialization of ideas and innovations- Motivation and entrepreneurship development- Globalization and the emerging business entrepreneurial environment.

UNIT II

AGRIPRNEURSHIP IN GLOBAL ARENA: LEGAL PERSPECTIVE

9

Importance of agribusiness in Indian economy - International trade-WTO agreements- Provisions related to agreements in agricultural and food commodities - Agreements on Agriculture (AOA)- Domestic supply, market access, export subsidies agreements on sanitary and phyto-sanitary (SPS) measures, Trade related intellectual property rights (TRIPS).

UNIT III

ENTREPRENEURSHIP MANAGEMENT: FINANCIAL PERSPECTIVE

9

Entrepreneurship - Essence of managerial Knowledge -Management functions- Planning-organizing-Directing-Motivation-ordering-leading-supervision- communication and control- Understanding Financial Aspects of Business - Importance of financial statements-liquidity ratios-leverage ratios, coverage ratios-turnover ratios-Profitability ratios. Agro-based industries-Project-Project cycle-Project appraisal and evaluation techniques-undiscounted measures-Payback period-proceeds per rupee of outlay, Discounted measures-Net Present Value (NPV)-Benefit-Cost Ratio(BCR)-Internal Rate of Return(IRR)-Net benefit investment ratio(N/K ratio)-sensitivity analysis.

UNIT IV ENTREPRENEURIAL OPPORTUNITIES: ECONOMIC GROWTH PERSPECTIVE

9

Managing an enterprise: Importance of planning, budgeting, monitoring evaluation and follow-up managing competition. Role of ED in economic development of a country- Overview of Indian social, political system and their implications for decision making by individual entrepreneurs- Economic system and its implication for decision making by individual entrepreneurs.

UNITV ENTREPRENEURIAL PROMOTION MEASURES AND GOVERNMENT SUPPORT

9

Social responsibility of business. Morals and ethics in enterprise management- SWOT analysis- Government schemes and incentives for promotions of entrepreneurship. Government policy on small and medium enterprises (SMEs)/SSIs/MSME sectors- Venture capital (VC), contract framing (CF) and Joint Venture (JV), public-private partnerships (PPP) - overview of agricultural engineering industry, characteristics of Indian farm machinery industry.

TOTAL: 45 PERIODS

COURSE OUTCOMES

1. Judge about agricultural finance, banking and cooperation
2. Evaluate basic concepts, principles and functions of financial management
3. Improve the skills on basic banking and insurance schemes available to customers
4. Analyze various financial data for efficient farm management
5. Identify the financial institutions

TEXT BOOKS

1. Joseph L. Massie, 1995, "Essentials of Management", prentice Hall of India Pvt limited, New Delhi
2. Khanka S, 1999, Entrepreneurial Development, S, Chand and Co, New Delhi
3. Mohanty S K, 2007, Fundamentals of Entrepreneurship, Prentice Hall India, New Delhi.

REFERENCES

1. Harih S B, Conner U J and Schwab G D, 1981, Management of the Farm Business, Prentice Hall Inc, New Jersey
2. Omri Ralins, N.1980, Introduction to Agricultural: Prentice Hall Inc, New Jersey
3. Gittenger Price, 1989, Economic Analysis of Agricultural project, John Hopkins University, Press, London.
4. Thomas W Zimmer and Norman M Scarborough, 1996, Entrepreneurship, Prentice Hall, New Jersey.
5. Mar J Dollinger, 1999, Entrepreneurship strategies and resources, Prentice –Hall, Upper Saddal Rover, New Jersey.

CO's- PO's & PSO's MAPPING

PO/PSO	CO1	CO2	CO3	CO4	CO5	Overall correlation of COs with POs
PO1 Engineering Knowledge	1	2	1	1	1	2
PO2 Problem Analysis	2	1	1	1	2	1
PO3 Design/ Development of Solutions	1	1	1	2	1	2
PO4 Conduct Investigations of Complex Problems	1	1	2	1	1	1
PO5 Modern Tool Usage	2	1	1	1	1	2
PO6 The Engineer and Society	1	2	1	2	1	1
PO7 Environment and sustainability	1	1	2	1	1	1
PO8 Ethics	1	2	1	1	1	1
PO9 Individual and team work:	1	1	1	2	1	1
PO10 Communication	1	1	1	1	2	1
PO11 Project management and finance	1	1	2	1	1	1

PO12	Life-long learning:	1	2	1	1	1	2
PSO1	To make expertise in design and engineering problem solving approach in agriculture with proper knowledge and skill	1	2	1	1	1	1
PSO2	To enhance students ability to formulate solutions to real-world problems pertaining to sustained agricultural productivity using modern technologies.	1	1	2	1	1	1
PSO3	To inculcate entrepreneurial skills through strong Industry-Institution linkage.	1	2	1	1	2	1

OEN352

BIODIVERSITY CONSERVATION

L T P C

3 0 0 3

OBJECTIVE:

The identification of different aspects of biological diversity and conservation techniques.

UNIT I INTRODUCTION

9

Concept of Species, Variation; Introduction to Major Plant Groups; Evolutionary relationships between Plant Groups; Nomenclature and History of plant taxonomy; Systems of Classification and their Application; Study of Plant Groups; Study of Identification Characters; Study of important families of Angiosperms; Plant Diversity Application.

UNIT II INTRODUCTION TO ANIMAL DIVERSITY AND TAXONOMY

9

Principles and Rules of Taxonomy; ICZN Rules, Animal Study Techniques; Concepts of Taxon, Categories, Holotype, Paratype, Topotype etc; Classification of Animal kingdom, Invertebrates, Vertebrates, Evolutionary relationships between Animal Groups.

UNIT III MICROBIAL DIVERSITY

9

Microbes and Earth History, Magnitude, Occurrence and Distribution. Concept of Species, Criteria for Classification, Outline Classification of Microorganisms (Bacteria, Viruses and Protozoa); Criteria for Classification and Identification of Fungi; Chemical and Biochemical Methods of Microbial Diversity Analysis

UNIT IV MEGA DIVERSITY

9

Biodiversity Hot-spots, Floristic and Faunal Regions in India and World; IUCN Red List; Factors affecting Diversity, Impact of Exotic Species and Human Disturbance on Diversity, Dispersal, Diversity-Stability Relationship; Socio- economic Issues of Biodiversity; Sustainable Utilization of Bioresources; National Movements and International Convention/Treaties on Biodiversity.

UNIT V CONSERVATIONS OF BIODIVERSITY

9

In-Situ Conservation- National parks, Wildlife sanctuaries, Biosphere reserves; Ex-situ conservation- Gene bank, Cryopreservation, Tissue culture bank; Long term captive breeding, Botanical gardens, Animal Translocation, Zoological Gardens; Concept of Keystone Species, Endangered Species, Threatened Species, Rare Species, Extinct Species

TOTAL: 45 PERIODS

TEXT BOOKS:

1. A textbook of Botany: Angiosperms- Taxonomy, Anatomy, Economic Botany & Embryology. S. Chand, Limited, Pandey, B. P. January 2001
2. Principles of Systematic Zoology, Mcgraw-Hill College, Ashlock, P.D., Latest Edition.
3. Microbiology, MacGraw Hill Companies Inc, Prescott, L.M., Harley, J.P., and Klein D.A. (2022).
4. Microbiology, Pearson Publisher, Gerard J. Tortora, Berdell R. Funke, Christine L. Case, 13th

REFERENCES:

1. Ecological Census Technique: A Handbook, Cambridge University Press, Sutherland, W.
2. Encyclopedia of Biodiversity, Academic Press, Simonson Asher Levin.

OUTCOMES

Upon successful completion of this course, students will:

CO1: An insight into the structure and function of diversity for ecosystem stability.

CO2: Understand the concept of animal diversity and taxonomy

CO3: Understand socio-economic issues pertaining to biodiversity

CO4: An understanding of biodiversity in community resource management.

CO5: Student can apply fundamental knowledge of biodiversity conservation to solve problems associated with infrastructure development.

CO's- PO's & PSO's MAPPING

CO's	PO's												PSO's		
	1	2	3	4	5	6	7	8	9	10	11	12	1	2	3
1		2						2		2			2	2	
2		2		2	2	2							3	2	
3				2		2							3	2	3
4	3	2			2			2	2	2	2		3	2	3
5		2	3	2				1				1		2	
Avg.	3	2	3	2	2	2	1	2	2	2	2	1	3	2	3

1.low, 2-medium, 3-high, '-'- no correlation

Note: The average value of this course to be used for program articulation matrix.

OCE354 BASICS OF INTEGRATED WATER RESOURCES MANAGEMENT

L T P C
3 0 0 3

OBJECTIVES

- To introduce the interdisciplinary approach of water management.
- To develop knowledge base and capacity building on IWRM.

UNIT I OVERVIEW OF IWRM

9

Facts about water - Definition – Key challenges - Paradigm shift - Water management Principles - Social equity - Ecological sustainability – Economic efficiency - SDGs - World Water Forums.

UNIT II WATER USE SECTORS: IMPACTS AND SOLUTION

9

Water users: People, Agriculture, ecosystem and others - Impacts of the water use sectors on water resources - Securing water for people, food production, ecosystems and other uses - IWRM relevance in water resources management.

UNIT III WATER ECONOMICS

9

Economic characteristics of water good and services – Economic instruments – Private sector involvement in water resources management - PPP experiences through case studies.

UNIT IV RECENT TREANDS IN WATER MANAGEMENT

9

River basin management - Ecosystem Regeneration – 5 Rs - WASH - Sustainable livelihood - Water management in the context of climate change.

UNIT V IMPLEMENTATION OF IWRM

9

Barriers to implementing IWRM - Policy and legal framework - Bureaucratic reforms and inclusive development - Institutional Transformation - Capacity building - Case studies on conceptual framework of IWRM.

OUTCOMES

- On completion of the course, the student will be able to apply appropriate management techniques towards managing the water resources.
- CO1** Describe the context and principles of IWRM; Compare the conventional and integrated ways of water management.
- CO2** Discuss on the different water uses; how it is impacted and ways to tackle these impacts.
- CO3** Explain the economic aspects of water and choose the best economic option among the alternatives; illustrate the pros and cons of PPP through case studies.
- CO4** Illustrate the recent trends in water management.
- CO5** Understand the implementation hitches and the institutional frameworks.

TEXT BOOKS

1. Cech Thomas V., Principles of water resources: history, development, management and policy. John Wiley and Sons Inc., New York. 2003.
2. Mollinga P. *et al.* "Integrated Water Resources Management", Water in South Asia Volume I, Sage Publications, 2006.

REFERENCES

1. Technical Advisory Committee, Background Papers No: 1, 4 and 7, Stockholm, Sweden. 2002.
2. IWRM Guidelines at River Basin Level (UNESCO, 2008).
3. Tutorial on Basic Principles of Integrated Water Resources Management ,CAP-NET. http://www.pacificwater.org/userfiles/file/IWRM/Toolboxes/introduction%20to%20iwrn/Tutorial_text.pdf
4. Pramod R. Bhave, 2011, Water Resources Systems, Narosa Publishers.
5. The 17 Goals, United Nations, <https://sdgs.un.org/goals>.

OCH353

ENERGY TECHNOLOGY

L T P C
3 0 0 3**UNIT I INTRODUCTION**

8

Units of energy, conversion factors, general classification of energy, world energy resources and energy consumption, Indian energy resources and energy consumption, energy crisis, energy alternatives, Renewable and non-renewable energy sources and their availability. Prospects of Renewable energy sources

UNIT II CONVENTIONAL ENERGY

8

Conventional energy resources, Thermal, hydel and nuclear reactors, thermal, hydel and nuclear power plants, efficiency, merits and demerits of the above power plants, combustion processes, fluidized bed combustion.

UNIT III NON-CONVENTIONAL ENERGY

10

Solar energy, solar thermal systems, flat plate collectors, focusing collectors, solar water heating, solar cooling, solar distillation, solar refrigeration, solar dryers, solar pond, solar thermal power generation, solar energy application in India, energy plantations. Wind energy, types of windmills, types of wind rotors, Darrieus rotor and Gravian rotor, wind electric power generation, wind power in India, economics of wind farm, ocean wave energy conversion, ocean thermal energy conversion, tidal energy conversion, geothermal energy.

UNIT IV BIOMASS ENERGY

10

Biomass energy resources, thermo-chemical and biochemical methods of biomass conversion, combustion, gasification, pyrolysis, biogas production, ethanol, fuel cells, alkaline fuel cell, phosphoric acid fuel cell, molten carbonate fuel cell, solid oxide fuel cell, solid polymer electrolyte

fuel cell, magneto hydrodynamic power generation, energy storage routes like thermal energy storage, chemical, mechanical storage and electrical storage.

UNIT V ENERGY CONSERVATION

9

Energy conservation in chemical process plants, energy audit, energy saving in heat exchangers, distillation columns, dryers, ovens and furnaces and boilers, steam economy in chemical plants, energy conservation.

TOTAL : 45 PERIODS

OUTCOMES:

On completion of the course, the students will be able to

CO1: Students will be able to describe the fundamentals and main characteristics of renewable energy sources and their differences compared to fossil fuels.

CO2: Students will excel as professionals in the various fields of energy engineering

CO3: Compare different renewable energy technologies and choose the most appropriate based on local conditions.

CO4: Explain the technological basis for harnessing renewable energy sources.

CO5: Identify and critically evaluate current developments and emerging trends within the field of renewable energy technologies and to develop in-depth technical understanding of energy problems at an advanced level.

TEXT BOOKS

1. Rao, S. and Parulekar, B.B., Energy Technology, Khanna Publishers, 2005.
2. Rai, G.D., Non-conventional Energy Sources, Khanna Publishers, New Delhi, 1984.
3. Bansal, N.K., Kleeman, M. and Meliss, M., Renewable Energy Sources and Conversion Technology, Tata McGraw Hill, 1990.
4. Nagpal, G.R., Power Plant Engineering, Khanna Publishers, 2008.

REFERENCES

1. Nejat Vezirog, Alternate Energy Sources, IT, McGraw Hill, New York.
2. El. Wakil, Power Plant Technology, Tata McGraw Hill, New York, 2002.
3. Sukhatme. S.P., Solar Enery - Thermal Collection and Storage, Tata McGraw hill, New Delhi, 1981.

CO's- PO's & PSO's MAPPING

Course Outcomes	Statements	Program Outcomes														
		PO 1	PO 2	PO 3	PO 4	P O5	PO 6	P O 7	PO 8	P O 9	P O 10	PO 11	P O 12	PS O1	PS O2	PS O3
CO1	Students will be able to describe the fundamentals and main characteristics of renewable energy sources and their differences compared to fossil fuels.	2	3	2	3	3	-	-	-	1	1	-	3	1	1	3
CO2	Students will excel as professionals in the various fields of energy engineering	2	3	1	3	3	-	-	-	1	1	-	3	2	1	3
CO3	Compare different renewable energy technologies and choose the most appropriate based on local conditions.	2	2	2	3	3	1	1	-	1	1	-	3	2	1	3
CO4	Explain the technological basis for harnessing renewable energy sources.	2	2	1	3	3	1	1	1	1	-	1	3	1	1	3
CO5	Identify and critically evaluate current developments and emerging trends within the field of renewable energy technologies and to develop	2	2	1	3	3	1	1	1	1	-	1	3	2	1	3

in-depth technical understanding of energy problems at an advanced level																	
OVERALL CO	2	2	1	3	3	2	2	1	1	1	1	3	2	1	3		

1, 2 and 3 are correlation levels with weightings as Slight (Low), Moderate (Medium) and Substantial (High) respectively

OCH354

SURFACE SCIENCE

L T P C
3 0 0 3

OBJECTIVE:

- To enable the students to analyze properties of a surfaces and correlate them to structure, chemistry, and physics and surface modification technique.

UNIT I SURFACE STRUCTURE AND EXPERIMENTAL PROBES 9

Relevance of surface science to Chemical and Electrochemical Engineering, Heterogeneous Catalysis and Nanoscience; Surface structure and reconstructions, adsorbate structure, Band and Vibrational structure, Importance of UHV techniques, Electronic probes and molecular beams, Scanning probes and diffraction, Qualitative introduction to electronic and vibrational spectroscopy

UNIT II ADSORPTION, DYNAMICS, THERMODYNAMICS AND KINETICS AT SURFACES 9

Interactions at the surface, Physisorption, Chemisorption, Diffusion, dynamics and reactions of atoms/molecules on surfaces, Generic reaction mechanism on surfaces, Adsorption isotherms, Kinetics of adsorption, Use of temperature desorption methods

UNIT III LIQUID INTERFACES 9

Structure and Thermodynamics of liquid-solid interface, Self-assembled monolayers, Electrified interfaces, Charge transfer at the liquid-solid interfaces, Photoelectrochemical processes, Gratzel cells

UNIT IV HETEROGENEOUS CATALYSIS 9

Characterization of heterogeneous catalytic processes, Microscopic kinetics to catalysis, Overview of important heterogeneous catalytic processes: Haber-Bosch, Fischer-Tropsch and Automotive catalysis, Role of promoters and poisons, Bimetallic surfaces, surface functionalization and clusters in catalysis, Role of Sabatier principle in catalyst design, Rate oscillations and spatiotemporal pattern formation

UNIT V EPITAXIAL GROWTH AND NANO SURFACE-STRUCTURES 9

Origin of surface forces, Role of stress and strain in epitaxial growth, Energetic and growth modes, Nucleation theory, Nonequilibrium growth modes, MBE, CVD and ablation techniques, Catalytic growth of nanotubes, Etching of surfaces, Formation of nanopillars and nanorods and its application in photoelectrochemical processes, Polymer surfaces and biointerfaces.

TOTAL: 45 PERIODS

OUTCOME:

- Upon completion of this course, the students can understand, predict and design surface properties based on surface structure. Students would understand the physics and chemistry behind surface phenomena

TEXT BOOK:

- K. W. Kolasinski, "Surface Science: Foundations of catalysis and nanoscience" II Edition, John Wiley & Sons, New York, 2008.

REFERENCE:

1. Gabor A. Somorjai and Yimin Li "Introduction to Surface Chemistry and catalysis", II Edition John Wiley & Sons, New York, 2010.

OFD354**FUNDAMENTALS OF FOOD ENGINEERING****L T P C****3 0 0 3****OBJECTIVES**

The course aims to

- acquaint and equip the students with different techniques of measurement of engineering properties.
- make the students understand the nature of food constituents in the design of processing equipment

UNIT I**9**

Engineering properties of food materials: physical, thermal, aerodynamic, mechanical, optical and electromagnetic properties.

UNIT II**9**

Drying and dehydration: Basic drying theory, heat and mass transfer in drying, drying rate curves, calculation of drying times, dryer efficiencies; classification and selection of dryers; tray, vacuum, osmotic, fluidized bed, pneumatic, rotary, tunnel, trough, bin, belt, microwave, IR, heat pump and freeze dryers; dryers for liquid: Drum or roller dryer, spray dryer and foammat dryers

UNIT III**9**

Size reduction: Benefits, classification, determination and designation of the fineness of ground material, sieve/screen analysis, principle and mechanisms of comminution of food, Rittinger's, Kick's and Bond's equations, work index, energy utilization; Size reduction equipment: Principal types, crushers (jaw crushers, gyratory, smooth roll), hammer mills and impactors, attrition mills, buhr mill, tumbling mills, tumbling mills, ultra fine grinders, fluid jet pulverizer, colloid mill, cutting machines (slicing, dicing, shredding, pulping)

UNIT IV**9**

Mixing: theory of solids mixing, criteria of mixer effectiveness and mixing indices, rate of mixing, theory of liquid mixing, power requirement for liquids mixing; Mixing equipment: Mixers for lo.w- or medium-viscosity liquids (paddle agitators, impeller agitators, powder-liquid contacting devices, other mixers), mixers for high viscosity liquids and pastes, mixers for dry powders and particulate solids.

UNIT V**9**

Mechanical Separations: Theory, centrifugation, liquid-liquid centrifugation, liquid-solid centrifugation, clarifiers, desludging and decanting machine, Filtration: Theory of filtration, rate of filtration, pressure drop during filtration, applications, constant-rate filtration and constant-pressure filtration, derivation of equation; Filtration equipment; plate and frame filter press, rotary filters, centrifugal filters and air filters, filter aids, Membrane separation: General considerations, materials for membrane construction, ultra-filtration, microfiltration, concentration, polarization, processing variables, membrane fouling, applications of ultra-filtration in food processing, reverse osmosis, mode of operation, and applications; Membrane separation methods, demineralization by electro-dialysis, gel filtration, ion exchange, per-evaporation and osmotic dehydration.

TOTAL: 45 PERIODS**COURSE OUTCOMES:**

At the end of the course the students will be able to

CO1 understand the importance of food polymers

CO2 understand the effect of various methods of processing on the structure and texture of food materials

CO3 understand the interaction of food constituents with respect to thermal, electrical properties to develop new technologies for processing and preservation.

TEXTBOOKS:

1. R.L. Earle. 2004. Unit Operations in Food Processing. The New Zealand Institute of Food Science & Technology, Nz. Warren L. McCabe, Julian Smith, Peter Harriott. 2004.
2. Unit Operations of Chemical Engineering, 7th Ed. McGraw-Hill, Inc., NY, USA. Christie John Geankoplis. 2003.
3. Transport Processes and Separation Process Principles (Includes Unit Operations), 4th Ed. Prentice-Hall, NY, USA.
4. George D. Saravacos and Athanasios E. Kostaropoulos. 2002. Handbook of Food Processing Equipment. Springer Science+Business Media, New York, USA.
5. J. F. Richardson, J. H. Harker and J. R. Backhurst. 2002. Coulson & Richardson's Chemical Engineering, Vol. 2, Particle Technology and Separation Processes, 5th Ed.

OFD355

FOOD SAFETY AND QUALITY REGULATIONS

**L T P C
3 0 0 3**

OBJECTIVES:

- To characterize different type of food hazards, physical, chemical and biological in the industry and food service establishments
- To help become skilled in systems for food safety surveillance
- To be aware of the regulatory and statutory bodies in India and the world
- To ensure processed food meets global standards

UNIT I

10

Introduction to food safety and security: Hygienic design of food plants and equipments, Food Contaminants (Microbial, Chemical, Physical), Food Adulteration (Common adulterants), Food Additives (functional role, safety issues), Food Packaging & labeling. Sanitation in warehousing, storage, shipping, receiving, containers and packaging materials. Control of rats, rodents, mice, birds, insects and microbes. Cleaning and Disinfection, ISO 22000 – Importance and Implementation

UNIT II

8

Food quality: Various Quality attributes of food, Instrumental, chemical and microbial Quality control. Sensory evaluation of food and statistical analysis. Water quality and other utilities.

UNIT III

9

Critical Quality control point in different stages of production including raw materials and processing materials. Food Quality and Quality control including the HACCP system. Food inspection and Food Law, Risk assessment – microbial risk assessment, dose response and exposure response modelling, risk management, implementation of food surveillance system to monitor food safety, risk communication

UNIT IV

9

Indian and global regulations: FAO in India, Technical Cooperation programmes, Bio-security in Food and Agriculture, World Health Organization (WHO), World Animal Health Organization (OIE), International Plant Protection Convention (IPPC)

UNIT V

9

Codex Alimentarius Commission - Codex India – Role of Codex Contact point, National Codex contact point (NCCP), National Codex Committee of India – ToR, Functions, Shadow Committees etc.

TOTAL: 45 PERIODS

COURSE OUTCOMES:

CO1 Thorough Knowledge of food hazards, physical, chemical and biological in the industry and food service establishments

CO2 Awareness on regulatory and statutory bodies in India and the world

REFERENCES:

1. Handbook of food toxicology by S. S. Deshpande, 2002
2. The food safety information handbook by Cynthia A. Robert, 2009
3. Nutritional and safety aspects of food processing by Tannenbaum SR, Marcel Dekker Inc., New York 1979
4. Microbiological safety of Food by Hobbs BC, 1973
5. Food Safety Handbook by Ronald H. Schmidt, Gary E. Rodrick, A John Wiley & Sons Publication, 2003

OPY353**NUTRACEUTICALS****L T P C****3 0 0 3****OBJECTIVES:**

- To understand the basic concepts of Nutraceuticals and functional food, their chemical nature and methods of extraction.
- To understand the role of Nutraceuticals and functional food in health and disease.

UNIT I INTRODUCTION AND SIGNIFICANCE**6**

Introduction to Nutraceuticals and functional foods; importance, history, definition, classification, list of functional foods and their benefits, Phytochemicals, zoochemicals and microbes in food, plants, animals and microbes.

UNIT II PHYTOCHEMICALS AS NUTRACEUTICALS**11**

Phytoestrogens in plants; isoflavones; flavonols, polyphenols, tannins, saponins, lignans, lycopene, chitin, carotenoids. Manufacturing practice of selected nutraceuticals such as lycopene, isoflavonoids, glucosamine, phytosterols. Formulation of functional foods containing nutraceuticals - stability, analytical and labelling issues.

UNIT III ASSESSMENT OF ANTIOXIDANT ACTIVITY**11**

In vitro and in vivo methods for the assessment of antioxidant activity, Comparison of different *in vitro* methods to evaluate the antioxidant, antioxidant mechanism, Prediction of the antioxidant activity of natural phenolics from electrotopological state indices, Optimising phytochemical release by process technology; Variation of Antioxidant Activity during technological treatments, new food grade peptidases from plant sources.

UNIT IV ROLE IN HEALTH AND DISEASE**11**

The health benefit of - Soy protein, Spirulina, Tea, Olive oil, plant sterols, Broccoli, omega3 fatty acid and eicosanoids. Nutraceuticals and Functional foods in Gastrointestinal disorder, Cancer, CVD, Diabetic Mellitus, HIV and Dental disease; Importance and function of probiotic, prebiotic and synbiotic and their applications, Functional foods and immune competence; role and use in obesity and nervous system disorders.

UNIT V SAFETY ISSUES**6**

Health Claims, Adverse effects and toxicity of nutraceuticals, regulations and safety issues International and national.

TOTAL: 45 PERIODS**TEXT BOOKS:**

1. Bisset, Normal Grainger and Max Wich H "Herbal Drugs and Phytopharmaceuticals", 2nd Edition, CRC, 2001.
2. Handbook of Nutraceuticals and Functional Foods: Robert Wildman, CRC, Publications. 2006

3. WEBB, PP, Dietary Supplements and Functional Foods Blackwell Publishing Ltd (United Kingdom), 2006
4. Ikan, Raphael "Natural Products: A Laboratory Guide", 2nd Edition, Academic Press / Elsevier, 2005.

REFERENCES:

1. Asian Functional Foods (Nutraceutical Science and Technology) by John Shi (Editor), Fereidoon Shahidi (Editor), Chi-Tang Ho (Editor), CRC Publications, Taylor & Francis, 2007
2. Functional Foods and Nutraceuticals in Cancer Prevention by Ronald Ross Watson (Author), Blackwell Publishing, 2007
3. Marketing Nutrition: Soy, Functional Foods, Biotechnology, and Obesity by Brian Wansink.
4. Functional foods: Concept to Product: Edited by G R Gibson and C M Williams, Wood head Publ., 2000
5. Hanson, James R. "Natural Products: The Secondary Metabolites", Royal Society of Chemistry, 2003.

- CO 1** acquire knowledge about the Nutraceuticals and functional foods, their classification and benefits.
- CO 2** acquire knowledge of phytochemicals, zoochemicals and microbes in food, plants, animals and microbes
- CO 3** attain the knowledge of the manufacturing practices of selected nutraceutical components and formulation considerations of functional foods.
- CO 4** distinguish the various *In vitro* and *In vivo* assessment of Antioxidant activity of compounds from plant sources.
- CO 5** gain information about the health benefits of various functional foods and nutraceuticals in the prevention and treatment of various lifestyle diseases.
- CO 6** Attain the knowledge of the regulatory and safety issues of nutraceuticals at national and international level.

CO's- PO's & PSO's MAPPING

Course outcome	PO 1	PO 2	PO 3	PO 4	PO 5	PO 6	PO 7	PO 8	PO 9	PO 10	PO 11	PO 12
CO 1	3											1
CO 2	3											1
CO 3	3					2						
CO 4	3											
CO 5	3					2						1
CO 6	3							2				1

OTT354

BASICS OF DYEING AND PRINTING

**LT P C
3 0 0 3**

OBJECTIVE:

- To enable the students to learn about the basics of Pretreatment, dyeing, printing and machinery in textile processing.

UNIT I INTRODUCTION

9

Impurities present in different fibres, Inspection of grey goods and lot preparation. Shearing,

UNIT II PRE TREATMENT

9

Desizing-Objective of Desizing- types of Desizing- Objective of Scouring- Mechanism of Scouring- Degumming of Silk, Scouring of wool - Bio Scouring. Bleaching -Objective of Bleaching: Bleaching

mechanism of Hydrogen Peroxide, Hypo chlorites. Objective of Mercerizing - Physical and Chemical changes of Mercerizing.

UNIT III DYEING 9

Dye - Affinity, Substantively, Reactivity, Exhaustion and Fixation. Classification of dyes. Direct dyes: General properties, principles and method of application on cellulosic materials. Reactive dyes – principles and method of application on cellulosic materials hot brand, cold brand.

UNIT IV PRINTING 9

Definition of printing – Difference between printing and dying- Classification thickeners – Requirements to be good thickener, printing paste Preparation - different styles of printing.

UNIT V MACHINERIES 9

Fabric Processing - winch, jigger and soft flow machines. Beam dyeing machines: Printing -flat bed screen - Rotary screen. Thermo transfer printing machinery. Garment dyeing machines.

TOTAL: 45 PERIODS

OUTCOMES:

Upon completion of the course, the students will be able to Understand the

CO1: Basics of grey fabric

CO2: Basics of pre treatment

CO3: Concept of Dyeing

CO4: Concept of Printing

CO5: Machinery in processing industry

TEXT BOOKS:

1. Trotman, E.R., Textile Scouring and Bleaching, Charless Griffins, Com. Ltd., London 1990.
2. Shenai V.A. "Technology of Textile Processing Vol. IV" 1998, Sevak Publications, Mumbai.

REFERENCES:

1. Trotman E. R., "Dyeing and Chemical Technology of Textile Fibres", Charles Griffin & Co. Ltd., U.K., 1984, ISBN : 0 85264 165 6.
2. Dr. N N Mahapatra., "Textile dyeing", Wood head publishing India, 2018
3. Mathews Kolanjikombil., "Dyeing of Textile substrates III –Fibres, Yarns and Knitted fabrics", Wood head publishing India , 2021
4. Bleaching & Mercerizing – BTRA Silver Jubilee Monograph series
5. Chakraborty, J.N, "Fundamentals and Practices in colouration of Textiles", Wood head Publishing India, 2009, ISBN-13:978-81-908001-4-3.

CO's- PO's & PSO's MAPPING

Course Outcomes	Program Outcome															
	Statement	PO 1	PO 2	PO 3	PO 4	PO 5	PO 6	PO 7	PO 8	PO 9	PO 10	PO 11	PO 12	PS O1	PS O2	PS O3
CO1	Classification of fibres and production of natural fibres	-	-	-	-	-	-	-	2	1	-	1	1	-	1	-
CO2	Regenerated and synthetic fibres	-	-	-	-	-	-	-	2	1	-	1	1	-	1	-
CO3	Yarn spinning	-	-	-	-	-	-	-	2	1	-	1	1	-	1	-
CO4	Weaving	-	-	-	-	-	-	-	2	1	-	1	1	-	1	-

CO5	Knitting and nonwoven	-	-	-	-	-	-	-	2	1	-	1	1	-	1	-
Overall CO		-	-	-	-	-	-	-	2	1	-	1	1	-	1	-

1, 2 and 3 are correlation levels with weightings as Slight (Low), Moderate (Medium) and Substantial (High) respectively

FT3201

FIBRE SCIENCE

L T P C

3 0 0 3

COURSE OBJECTIVES

- To enable the students to learn about the types of fibre and its properties

UNIT I INTRODUCTION TO TEXTILE FIBRES 9

Definition of various forms of textile fibres - staple fibre, filament, bicomponent fibres. Classification of Natural and Man-made fibres, essential and desirable properties of Fibres. Production and cultivation of Natural Fibers: Cotton, Silk, Wool -Physical and chemical structure of the above fibres.

UNIT II REGENERATED FIBRES 9

Production Sequence of Regenerated Cellulosic fibres: Viscose Rayon, Acetate rayon – High wet modulus fibres: Modal and Lyocel ,Tencel

UNIT III SYNTHETIC FIBRES 9

Production Sequence of Synthetic Fibers: polymer-Polyester, Nylon, Acrylic and polypropylene. Mineral fibres: fibre glass ,carbon .Introduction to spin finishes and texturization

UNIT IV SPECIALITY FIBRES 9

Properties and end uses of high tenacity and high modulus fibres, high temperature and flame retardant fibres, Chemical resistant fibres

UNIT V FUNCTIONAL SPECIALITY FIBRES 9

Properties and end uses : Fibres for medical application – Biodegradable fibres based on PLA ,Super absorbent fibres elastomeric fibres, ultra-fine fibres, electrospun nano fibres, metallic fibres – Gold and Silver coated.

TOTAL : 45 PERIODS

COURSE OUTCOMES

Upon completion of this course, the student would be able to

- Understand the process sequence of various fibres
- Understand the properties of various fibres

TEXT BOOKS:

- Morton W. E., and Hearle J. W. S., “Physical Properties of Textile Fibres”, The Textile Institute, Washington D.C., 2008, ISBN 978-1-84569-220-95
- Meredith R., and Hearle J. W. S., “Physical Methods of Investigation of Textiles”, Wiley Publication, New York, 1989, ISBN: B00JCV6ZWU | ISBN-13:
- Mukhopadhyay S. K., “Advances in Fibre Science”, The Textile Institute,1992, ISBN: 1870812379

REFERENCES:

- Meredith R., “Mechanical Properties of Textile Fibres”, North Holland, Amsterdam, 1986, ISBN: 1114790699, ISBN-13: 9781114790698
- Hearle J. W. S., Lomas B., and Cooke W. D., “Atlas of Fibre Fracture and Damage to Textiles”, The Textile Institute, 2nd Edition, 1998, ISBN: 1855733196.
- Raheel M. (ed.), “Modern Textile Characterization Methods”, Marcel Dekker, 1995,

ISBN:0824794737

4. Mukhopadhyay. S. K., "The Structure and Properties of Typical Melt Spun Fibres", Textile Progress, Vol. 18, No. 4, Textile Institute, 1989, ISBN: 1870812115
5. Hearle J.W.S., "Polymers and Their Properties: Fundamentals of Structures and Mechanics Vol 1", Ellis Horwood, England, 1982, ISBN: 047027302X | ISBN-13: 9780470273029 36

OTT355 **GARMENT MANUFACTURING TECHNOLOGY** **L T P C**
3 0 0 3

OBJECTIVE:

- To enable the students to understand the basics of pattern making, cutting and sewing.
- To expose the students to various problems & remedies during garment manufacturing

UNIT I **PATTERN MAKING, MARKER PLANNING, CUTTING** **9**
Anthropometry, specification sheet, pattern making – principles, basic pattern set drafting, grading, marker planning, spreading & cutting

UNIT II **TYPES OF SEAMS, STITCHES AND FUNCTIONS OF NEEDLES** **9**
Different types of seams and stitches; single needle lock stitch machine – mechanism and accessories; needle – functions, special needles, needlepoint

UNIT III **COMPONENTS AND TRIMS USED IN GARMENT** **9**
Sewing thread-construction, material, thread size, packages, accessories – labels, linings, interlinings, wadding, lace, braid, elastic, hook and loop fastening, shoulder pads, eyelets and laces, zip fasteners, buttons

UNIT IV **GARMENT INSPECTION AND DIMENSIONAL CHANGES** **9**
Raw material, in process and final inspection; needle cutting; sewability of fabrics; strength properties of apparel; dimensional changes in apparel due to laundering, dry-cleaning, steaming and pressing.

UNIT V **GARMENT PRESSING, PACKING AND CARE LABELING** **9**
Garment pressing – categories and equipment, packing; care labelling of apparels

TOTAL: 45 PERIODS

OUTCOMES:

Upon completion of the course, the students will be able to Understand

- CO1: Pattern making, marker planning, cutting
CO2: Types of seams, stitches and functions of needles
CO3: Components and trims used in garment
CO4: Garment inspection and dimensional changes
CO5: Garment pressing, packing and care labelling

TEXT BOOKS:

1. Carr H., and Latham B., "The Technology of Clothing Manufacture", Blackwell Science Ltd., Oxford, 1994.
2. Gerry Cooklin, "Introduction to Clothing Manufacture" Blackwell Science Ltd., 1995. 64
3. Harrison.P.W Garment Dyeing, The Textile Institute Publication, Textile Progress, Vol .19 No.2,1988.

REFERENCES:

1. Winifred Aldrich., "Metric Pattern Cutting", Blackwell Science Ltd., Oxford, 1994
2. Peggall H., "The Complete Dress Maker", Marshall Caverdish, London, 1985
3. Jai Prakash and Gaur R.K., "Sewing Thread", NITRA, 1994
4. Ruth Glock, Grace I. Kunz, "Apparel Manufacturing", Dorling Kindersley Publishing Inc., New Jersey, 1995.

5. Pradip V.Mehta, "An Introduction to Quality Control for the Apparel Industry", J.S.N. Internationals, 1992.

CO's- PO's & PSO's MAPPING

CO's	PO's												PSO's			
	1	2	3	4	5	6	7	8	9	10	11	12	1	2	3	4
1	1	1	1	-	2	-	1	1	-	2	3	1	2	3	1	3
2	2	2	1	1	1	-	1	1	-	2	2	1	2	2	1	2
3	1	1	1	1	1	1	1	1	-	1	2	1	1	3	1	3
4	2	1	1	1	2	2	2	1	1	2	3	1	2	3	1	3
5	2	2	1	1	1	1	2	1	-	2	2	1	2	2	1	2
Avg	1.6	1.2	1	0.8	1.4	0.8	1.4	1	0.2	1.8	2.4	1	1.8	2.6	1	2.6

OPE353

INDUSTRIAL SAFETY

L T P C
3 0 0 3

OBJECTIVES:

- To educate about the health hazards and the safety measures to be followed in the industrial environment.
- Describe industrial legislations (Factories Acts, Workmen's Compensation and other laws) enacted for the protection of employees health at work settings
- Describe methods of prevention and control of Occupational Health diseases, accidents / emergencies and other hazards

UNIT I INTRODUCTION

9

Need for developing Environment, Health and Safety systems in work places - Accident Case Studies - Status and relationship of Acts - Regulations and Codes of Practice - Role of trade union safety representatives. International initiatives - Ergonomics and work place.

UNIT II OCCUPATIONAL HEALTH AND HYGIENE

9

Definition of the term occupational health and hygiene - Categories of health hazards - Exposure pathways and human responses to hazardous and toxic substances - Advantages and limitations of environmental monitoring and occupational exposure limits - Hierarchy of control measures for occupational health risks - Role of personal protective equipment and the selection criteria - Effects on humans - control methods and reduction strategies for noise, radiation and excessive stress.

UNIT III WORKPLACE SAFETY AND SAFETY SYSTEMS

9

Features of Satisfactory and Safe design of work premises – good housekeeping - lighting and colour, Ventilation and Heat Control – Electrical Safety – Fire Safety – Safe Systems of work for manual handling operations – Machine guarding – Working at different levels – Process and System Safety.

UNIT IV HAZARDS AND RISK MANAGEMENT

9

Safety appraisal - analysis and control techniques – plant safety inspection – Accident investigation - Analysis and Reporting – Hazard and Risk Management Techniques – major accident hazard control – Onsite and Offsite emergency Plans.

UNIT V ENVIRONMENTAL HEALTH AND SAFETY MANAGEMENT

9

Concept of Environmental Health and Safety Management – Elements of Environmental Health and Safety Management Policy and methods of its effective implementation and review – Elements of Management Principles – Education and Training – Employee Participation.

TOTAL: 45 PERIODS

OUTCOMES:

After completion of this course, the student is expected to be able to:

- Describe, with example, the common work-related diseases and accidents in occupational setting
- Name essential members of the Occupational Health team
- What roles can a community health practitioners play in an Occupational setting to ensure the protection, promotion and maintenance of the health of the employee

OPE354**UNIT OPERATIONS IN PETRO CHEMICAL INDUSTRIES****L T P C
3 0 0 3****OBJECTIVES:**

- To impart to the student basic knowledge on fluid mechanics, mechanical operations, heat transfer operations and mass transfer operations.

UNIT I FLUID MECHANICS CONCEPTS**9**

Fluid definition and classification of fluids, types of fluids, Rheological behaviour of fluids & Newton's Law of viscosity. Fluid statics-Pascal's law, Hydrostatic equilibrium, Barometric equation and pressure measurement(problems),Basic equations of fluid flow - Continuity equation, Euler's equation and Bernoulli equation; Types of flow - laminar and turbulent; Reynolds experiment; Flow through circular and non-circular conduits - Hagen Poiseuille equation (no derivation). Flow through stagnant fluids – theory of Settling and Sedimentation – Equipment (cyclones, thickeners) Conceptual numericals.

UNIT II FLOW MEASUREMENTS & MECHANICAL OPERATIONS**9**

Different types of flow measuring devices (Orifice meter, Venturimeter, Rotameter) with derivations, flow measurements –. Pumps – types of pumps (Centrifugal & Reciprocating pumps), Energy calculations and characteristics of pumps. Size reduction–characteristics of comminute products, sieve analysis, Properties and handling of particulate solids – characterization of solid particles, average particle size, screen analysis- Conceptual numerical of differential and cumulative analysis. Size reduction, crushing laws, working principle of ball mill. Filtration & types, filtration equipments (plate and frame, rotary drum). Conceptual numericals.

UNIT III CONDUCTIVE & CONVECTIVE HEAT TRANSFER**9**

Modes of heat transfer; Conduction – steady state heat conduction through unilayer and multilayer walls, cylinders; Insulation, critical thickness of insulation. Convection- Forced and Natural convection, principles of heat transfer co-efficient, log mean temperature difference, individual and overall heat transfer co-efficient, fouling factor; Condensation – film wise and drop wise (no derivation). Heat transfer equipments – double pipe heat exchanger, shell and tube heat exchanger (with working principle and construction with applications).

UNIT IV BASICS OF MASS TRANSFER**9**

Diffusion-Fick's law of diffusion. Types of diffusion. Steady state molecular diffusion in fluids at rest and laminar flow (stagnant / unidirection and bi direction). Measurement of diffusivity, Mass transfer coefficients and their correlations. Conceptual numerical.

UNIT V MASS TRANSFER OPERATIONS**9**

Basic concepts of Liquid-liquid extraction – equilibrium, stage type extractors (belt extraction and basket extraction).Distillation – Methods of distillation, distillation of binary mixtures using McCabe Thiele method.Drying- drying operations, batch and continuous drying. Conceptual numerical.

TOTAL: 45 PERIODS

Course Outcomes:

At the end of the course the student will be able to:

- State and describe the nature and properties of the fluids.
- Study the different flow measuring instruments, the principles of various size reductions, conveying equipment's, sedimentation and mixing tanks.
- Comprehend the laws governing the heat and mass transfer operations to solve the problems.
- Design the heat transfer equipment suitable for specific requirement.

TEXTBOOK(S)

1. Unit operations in Chemical Engineering Warren L. McCabe, Julian C. Smith & Peter Harriot McGraw-Hill Education (India) Edition 2014
2. Fluid Mechanics K L Kumar S Chand & Company Ltd 2008
3. Introduction to Chemical Engineering Badger W.I. and Banchero, J.T., Tata McGraw Hill New York 1997

REFERENCE BOOKS

1. Principles of Unit Operations Alan S Foust, L.A. Wenzel, C.W. Clump, L. Maus, and L.B. Anderson John Wiley & Sons 2nd edition 2008
2. Unit Operations of Chemical Engineering, Vol I &II Chattopadhyaya Khanna Publishers, Delhi-6 1996
3. Heat Transfer J P Holman McGraw Hill International Ed

OPT352**PLASTIC MATERIALS FOR ENGINEERS****L T P C
3 0 0 3****COURSE OBJECTIVES**

- Understand the advantages, disadvantages and general classification of plastic materials
- To know the manufacturing, sources, and applications of engineering thermoplastics
- Understand the basics as well as the advanced applications of various plastic materials in the industry
- To understand the preparation methods of thermosetting materials
- Select suitable specialty plastics for different end applications

UNIT I INTRODUCTION TO PLASTIC MATERIALS**9**

Introduction to Plastics – Brief history of plastics, advantages and disadvantages, thermoplastic and thermosetting behavior, amorphous polymers, crystalline polymers and cross-linked structures. General purpose thermoplastics/ Commodity plastics: manufacture, structure, properties and applications of polyethylene (PE), cross-linked PE, chlorinated PE, polypropylene, polyvinyl chloride-compounding, formulation, polypropylene (PP)

UNIT II ENGINEERING THERMOPLASTICS AND APPLICATIONS**9**

Engineering thermoplastics – Aliphatic polyamides: structure, properties, manufacture and applications of Nylon 6, Nylon 66. Polyesters: manufacture, structure, properties and uses of PET, PBT. Manufacture, structure, properties and uses of Polycarbonates, acetal resins, polyimides, PMMA, polyphenylene oxide, thermoplastic polyurethane (PU)

UNIT III THERMOSETTING PLASTICS**9**

Thermosetting Plastics – Manufacture, curing, moulding powder, laminates, properties and uses of phenol formaldehyde resins, urea formaldehyde, melamine formaldehyde, unsaturated polyester resin, epoxy resin, silicone resins, polyurethane resins.

UNIT IV MISCELLANEOUS PLASTICS FOR END APPLICATIONS**9**

Miscellaneous plastics- Manufacture, properties and uses of polystyrene, HIPS, ABS, SAN, poly(tetrafluoroethylene) (PTFE), TFE and copolymers, PVDF, PVA, poly (vinyl acetate), poly (vinyl carbazole), cellulose acetate, PEEK, High energy absorbing polymers, super absorbent polymers- their synthesis, properties and applications

UNIT V PLASTICS MATERIALS FOR BIOMEDICAL APPLICATIONS**9**

Sources, raw materials, methods of manufacturing, properties and applications of bio-based polymers- poly lactic acid (PLA), poly hydroxy alkanooates (PHA), PBAT, bioplastics- bio-PE, bio-PP, bio-PET, polymers for biomedical applications

TOTAL: 45 PERIODS**COURSE OUTCOMES**

- To study the importance, advantages and classification of plastic materials
- Summarize the raw materials, sources, production, properties and applications of various engineering thermoplastics
- To understand the application of polyamides, polyesters and other engineering thermoplastics, thermosetting resins
- Know the manufacture, properties and uses of thermosetting resins based on polyester, epoxy, silicone and PU
- To understand the engineering applications of various polymers in miscellaneous areas and applications of different biopolymers

REFERENCES

1. Marianne Gilbert (Ed.), Brydson's Plastics Materials, 8th Edn., Elsevier (2017).
2. J.A.Brydson, Plastics Materials, 7th Edn., Butterworth Heinemann (1999).
3. Manas Chanda, Salil K. Roy, Plastics Technology Handbook, 4th Edn., CRC press (2006).
4. A. Brent Strong, Plastics: Materials and Processing, 3rd Edn., Pearson Prentice Hall (2006).
5. Olagoke Olabisi, Kolapo Adewale (Eds.), Handbook of Thermoplastics 2nd Edn., CRC press(2016).
6. Charles A. Harper, Modern Plastics Handbook, McGraw-Hill, New York, 1999.
7. H. Dominighaus, Plastics for Engineers, Hanser Publishers, Munich, 1988.

OPT353**PROPERTIES AND TESTING OF PLASTICS****L T P C****3 0 0 3****COURSE OBJECTIVES**

- To understand the relevance of standards and specifications as well as the specimen preparation for polymer testing.
- To study the mechanical properties and testing of polymer materials and their structural property relationships.
- To understand the thermal properties of polymers and their testing methods.
- To gain knowledge on the electrical and optical properties of polymers and their testing methods.
- To study about the environmental effects and prevent polymer degradation.

UNIT I INTRODUCTION TO CHARACTERIZATION AND TESTING OF POLYMERS**9**

Introduction- Standard organizations: BIS, ASTM, ISO, BS, DIN etc. Standards and specifications. Importance of standards in the quality control of polymers and polymer products. Preparation of test pieces, conditioning and test atmospheres. Tests on elastomers: processability parameters of rubbers – plasticity, Mooney viscosity, scorch time, cure time, cure rate index, Processability tests carried out on thermoplastics and thermosets: MFI, cup flow index, gel time, bulk density, bulk factor.

UNIT II MECHANICAL PROPERTIES**9**

Mechanical properties: Tensile, compression, flexural, shear, tear strength, hardness, impact strength, resilience, abrasion resistance, creep and stress relaxation, compression set, dynamic fatigue, ageing properties, Basic concepts of stress and strain, short term tests: Viscoelastic behavior (simple models: Kelvin model for creep and stress relaxation, Maxwell-Voigt model, strain recovery and dynamic response), Effect of structure and composition on mechanical properties, Behavior of reinforced polymers

UNIT III THERMAL RHEOLOGICAL PROPERTIES**9**

Thermal properties: Transition temperatures, specific heat, thermal conductivity, co-efficient of thermal expansion, heat deflection temperature, Vicat softening point, shrinkage, brittleness temperature, thermal stability and flammability. Product testing: Plastic films, sheeting, pipes, laminates, foams, containers, cables and tubes.

UNIT IV ELECTRICAL AND OPTICAL PROPERTIES**9**

Electrical properties: volume and surface resistivity, dielectric strength, dielectric constant and power factor, arc resistance, tracking resistance, dielectric behavior of polymers (dielectric co-efficient, dielectric polarization), dissipation factor and its importance. Optical properties: transparency, refractive index, haze, gloss, clarity, birefringence.

UNIT V ENVIRONMENTAL AND CHEMICAL RESISTANCE**9**

Environmental stress crack resistance (ESCR), water absorption, weathering, aging, ozone resistance, permeability and adhesion. Tests for chemical resistance. Acids, alkalies, Flammability tests- oxygen index test.

TOTAL: 45 PERIODS**COURSE OUTCOMES**

- Understand the relevance of standards and specifications.
- Summarize the various test methods for evaluating the mechanical properties of the polymers.
- To know the thermal, electrical & optical properties of polymers.
- Identify various techniques used for characterizing polymers.
- Distinguish the processability tests used for thermoplastics, thermosets and elastomers.

REFERENCES

1. F.Majewska, H.Zowall, Handbook of analysis of synthetic polymers and plastics, Ellis Horwood Limited Publisher 1977.
2. J.F.Rabek, Experimental Methods in Polymer Chemistry, John Wiley and Sons 1980.
3. R.P.Brown, Plastic test methods, 2nd Edn., Harlond, Longman Scientific, 1981.
4. A. B. Mathur, I. S. Bharadwaj, Testing and Evaluation of Plastcis, Allied Publishers Pvt. Ltd., New Delhi, 2003.
5. Vishu Shah, Handbook of Plastic Testing Technology, 3rd Edn., John Wiley & Sons 2007.
6. S. K. Nayak, S. N. Yadav, S. Mohanty, Fundamentals of Plastic Testing, Springer, 2010.

OEC353**VLSI DESIGN****L T P C
3 0 0 3****OBJECTIVES:**

- Understand the fundamentals of IC technology components and their characteristics.
- Understand combinational logic circuits and design principles.
- Understand sequential logic circuits and clocking strategies.
- Understand Interconnects and Memory Architecture.
- Understand the design of arithmetic building blocks

UNIT I MOS TRANSISTOR PRINCIPLES 9

MOS logic families (NMOS and CMOS), Ideal and Non Ideal IV Characteristics, CMOS devices. MOS(FET) Transistor DC transfer Characteristics ,small signal analysis of MOSFET.

UNIT II COMBINATIONAL LOGIC CIRCUITS 9

Propagation Delays, stick diagram, Layout diagrams, Examples of combinational logic design, Elmore's constant, Static Logic Gates, Dynamic Logic Gates, Pass Transistor Logic, Power Dissipation.

UNIT III SEQUENTIAL LOGIC CIRCUITS AND CLOCKING STRATEGIES 9

Static Latches and Registers, Dynamic Latches and Registers, Pipelines, Timing classification of Digital Systems, Synchronous Design, Self-Timed Circuit Design .

UNIT IV INTERCONNECT, MEMORY ARCHITECTURE 9

Interconnect Parameters – Capacitance, Resistance, and Inductance, Logic Implementation using Programmable Devices (ROM, PLA, FPGA), Memory Architecture and Building Blocks.

UNIT V DESIGN OF ARITHMETIC BUILDING BLOCKS 9

Arithmetic Building Blocks: Data Paths, Adders-Ripple Carry Adder, Carry-Bypass Adder, Carry Select Adder, Carry-Look Ahead Adder, Multipliers, Barrel Shifter, power and speed tradeoffs.

TOTAL: 45 PERIODS**OUTCOMES:**

Upon successful completion of the course the student will be able to

CO1: Understand the working principle and characteristics of MOSFET

CO2: Design Combinational Logic Circuits

CO3: Design Sequential Logic Circuits and Clocking systems

CO4: Understand Memory architecture and interconnects

CO5: Design of arithmetic building blocks.

TEXTBOOKS

1. Jan D Rabaey, Anantha Chandrakasan, "Digital Integrated Circuits: A Design Perspective", PHI, 2016.(Units II, III IV and V).
2. Neil H E Weste, Kamran Eshraghian, "Principles of CMOS VLSI Design: A System Perspective," Addison Wesley, 2009.(Units - I).

REFERENCES

1. D.A. Hodges and H.G. Jackson, Analysis and Design of Digital Integrated Circuits, International Student Edition, McGraw Hill 1983
2. P. Rashinkar, Paterson and L. Singh, "System-on-a-Chip Verification-Methodology and Techniques", Kluwer Academic Publishers,2001
3. Samiha Mourad and Yervant Zorian, "Principles of Testing Electronic Systems", Wiley 2000
4. M. Bushnell and V. D. Agarwal, "Essentials of Electronic Testing for Digital, Memory and Mixed-Signal VLSI Circuits", Kluwer Academic Publishers,2000

CO's- PO's & PSO's MAPPING

C	PO	PO	PO	PO	PO	PO	PO	PO	PO	PO1	PO1	PO1	PSO	PSO	PSO
1	3	3	2	2	1	3	-	-	-	-	2	3	3	3	3
2	3	3	2	2	1	-	-	-	-	-	-	2	3	3	3
3	3	-	3	2	1	2	-	-	-	-	3	2	3	2	3
4	3	3	2	2	2	-	-	-	-	-	-	1	3	3	2
5	2	-	3	2	2	1	-	-	-	-	1	1	3	2	2
C	3	3	2	2	1	2	-	-	-	-	2	2	3	3	3

OBJECTIVES:

The student should be made to:

- To know the hardware requirement of wearable systems
- To understand the communication and security aspects in the wearable devices
- To know the applications of wearable devices in the field of medicine

UNIT I INTRODUCTION TO WEARABLE SYSTEMS AND SENSORS 9

Wearable Systems- Introduction, Need for Wearable Systems, Drawbacks of Conventional Systems for Wearable Monitoring, Applications of Wearable Systems, Types of Wearable Systems, Components of wearable Systems. Sensors for wearable systems-Inertia movement sensors, Respiration activity sensor, Impedance plethysmography, Wearable ground reaction force sensor.

UNIT II SIGNAL PROCESSING AND ENERGY HARVESTING FOR WEARABLE DEVICES 9

Wearability issues -physical shape and placement of sensor, Technical challenges - sensor design, signal acquisition, sampling frequency for reduced energy consumption, Rejection of irrelevant information. Power Requirements- Solar cell, Vibration based, Thermal based, Human body as a heat source for power generation, Hybrid thermoelectric photovoltaic energy harvests, Thermopiles.

UNIT III WIRELESS HEALTH SYSTEMS 9

Need for wireless monitoring, Definition of Body area network, BAN and Healthcare, Technical Challenges- System security and reliability, BAN Architecture – Introduction, Wireless communication Techniques.

UNIT IV SMART TEXTILE 9

Introduction to smart textile- Passive smart textile, active smart textile. Fabrication Techniques- Conductive Fibres, Treated Conductive Fibres, Conductive Fabrics, Conductive Inks. Case study- smart fabric for monitoring biological parameters - ECG, respiration.

UNIT V APPLICATIONS OF WEARABLE SYSTEMS 9

Medical Diagnostics, Medical Monitoring-Patients with chronic disease, Hospital patients, Elderly patients, neural recording, Gait analysis, Sports Medicine.

OUTCOMES:

On successful completion of this course, the student will be able to

CO1: Describe the concepts of wearable system.

CO2: Explain the energy harvestings in wearable device.

CO3: Use the concepts of BAN in health care.

CO4: Illustrate the concept of smart textile

CO5: Compare the various wearable devices in healthcare system

TOTAL: 45 PERIODS

TEXT BOOKS

1. Annalisa Bonfiglio and Danilo De Rossi, Wearable Monitoring Systems, Springer, 2011
2. Zhang and Yuan-Ting, Wearable Medical Sensors and Systems, Springer, 2013
3. Edward Sazonov and Micheal R Neuman, Wearable Sensors: Fundamentals, Implementation and Applications, Elsevier, 2014
4. Mehmet R. Yuce and JamilY.Khan, Wireless Body Area Networks Technology, Implementation applications, Pan Stanford Publishing Pte.Ltd, Singapore, 2012

REFERENCES

1. Sandeep K.S, Gupta, Tridib Mukherjee and Krishna Kumar Venkatasubramanian, Body Area Networks Safety, Security, and Sustainability, Cambridge University Press, 2013.

2. Guang-Zhong Yang, Body Sensor Networks, Springer, 2006.

CO's- PO's & PSO's MAPPING

CO's	PO's												PSO's		
	1	2	3	4	5	6	7	8	9	10	11	12	1	2	3
1	3	2	1	1	2			1					1		1
2	3	2	1	1	2			1					1		1
3	3	2	1	1	2			1					1		1
4	3	2	1	1	2			1					1		1
5	3	2	1	1	2			1					1		1
AVg.															

CBM356

MEDICAL INFORMATICS

L T P C

3 0 0 3

Preamble:

1. To study the applications of information technology in health care management.
2. This course provides knowledge on resources, devices, and methods required to optimize the acquisition, storage, retrieval, and use of information in health and biomedicine.

UNIT I INTRODUCTION TO MEDICAL INFORMATICS 9

Introduction - Structure of Medical Informatics –Internet and Medicine -Security issues , Computer based medical information retrieval, Hospital management and information system, Functional capabilities of a computerized HIS, Health Informatics – Medical Informatics, Bioinformatics

UNIT II COMPUTERS IN CLINICAL LABORATORY AND MEDICAL IMAGING 9

Automated clinical laboratories-Automated methods in hematology, cytology and histology, Intelligent Laboratory Information System - Computer assisted medical imaging- nuclear medicine, ultrasound imaging, computed X-ray tomography, Radiation therapy and planning, Nuclear Magnetic Resonance.

UNIT III COMPUTERISED PATIENT RECORD 9

Introduction - conventional patient record, Components and functionality of CPR, Development tools, Intranet, CPR in Radiology- Application server provider, Clinical information system, Computerized prescriptions for patients.

UNIT IV COMPUTER ASSISTED MEDICAL DECISION-MAKING 9

Neuro computers and Artificial Neural Networks application, Expert system-General model of CMD, Computer-assisted decision support system-production rule system cognitive model, semantic networks, decisions analysis inclinical medicine-computers in the care of critically ill patients, Computer aids for the handicapped.

UNIT V RECENT TRENDS IN MEDICAL INFORMATICS 9

Virtual reality applications in medicine, Virtual endoscopy, Computer assisted surgery, Surgical simulation, Telemedicine - Tele surgery, Computer assisted patient education and health- Medical education and healthcare information, computer assisted instruction in medicine.

TOTAL : 45 PERIODS

Course Outcomes:

Upon completion of the course, students will be able to:

1. Explain the structure and functional capabilities of Hospital Information System.
2. Describe the need of computers in medical imaging and automated clinical laboratory.
3. Articulate the functioning of information storage and retrieval in computerized patient record system.
4. Apply the suitable decision support system for automated clinical diagnosis.
5. Discuss the application of virtual reality and telehealth technology in medical industry.

TEXT BOOKS:

1. Mohan Bansal, "Medical informatics", Tata McGraw Hill Publishing Ltd, 2003.
2. R.D.Lele, "Computers in medicine progress in medical informatics", Tata McGraw Hill, 2005

REFERENCES:

1. Kathryn J. Hannah, Marion J Ball, "Health Informatics", 3rd Edition, Springer, 2006.

CO's- PO's & PSO's MAPPING

CO's	PO's												PSO's		
	1	2	3	4	5	6	7	8	9	10	11	12	1	2	3
1	3	2	1	1	2			1					1	1	1
2	3	2	1	1	2			1					1	1	1
3	3	2	1	1	2			1					1	1	1
4	3	2	1	1	2			1					1	1	1
5	3	2	1	1	2			1					1	1	1
AVg.															

OBT355**BIOTECHNOLOGY FOR WASTE MANAGEMENT****L T P C
3 0 0 3****UNIT I BIOLOGICAL TREATMENT PROCESS****9**

Fundamentals of biological process - Anaerobic process – Pretreatment methods in anaerobic process – Aerobic process, Anoxic process, Aerobic and anaerobic digestion of organic wastes - Factors affecting process efficiency - Solid state fermentation – Submerged fermentation – Batch and continuous fermentation

UNIT II WASTE BIOMASS AND ITS VALUE ADDITION**9**

Types of waste biomass – Solid waste management - Nature of biomass feedstock – Biobased economy/process – Value addition of waste biomass – Biotransformation of biomass – Biotransformation of marine processing wastes – Direct extraction of biochemicals from biomass – Plant biomass for industrial application

UNIT III BIOCONVERSION OF WASTES TO ENERGY**9**

Perspective of biofuels from wastes - Bioethanol production – Biohydrogen Production – dark and photofermentative process - Biobutanol production – Biogas and Biomethane production - Single stage anaerobic digestion, Two stage anaerobic digestion - Biodiesel production - Enzymatic hydrolysis technologies

UNIT IV CHEMICALS AND ENZYME PRODUCTION FROM WASTES**9**

Production of lactic acid, succinic acid, citric acid – Biopolymer synthesis – Production of Amylases - Lignocellulolytic enzymes - Pectinolytic enzymes - Proteases – Lipases

UNIT V BICOMPOSTING OF ORGANIC WASTES**9**

Overview of composting process - Benefits of composting, Role of microorganisms in composting - Factors affecting the composting process - Waste Materials for Composting, Fundamentals of composting process - Composting technologies, Composting systems – Nonreactor Composting, Reactor composting - Compost Quality

TOTAL: 45 PERIODS

COURSE OUTCOMES

After completion of this course, the students should be able

1. To learn the various methods biological treatment
2. To know the details of waste biomass and its value addition
3. To develop the bioconversion processes to convert wastes to energy
4. To synthesize the chemicals and enzyme from wastes
5. To produce the biocompost from wastes
6. To apply the theoretical knowledge for the development of value added products

TEXT BOOKS

1. Antoine P. T., (2017) "Biofuels from Food Waste Applications of Saccharification Using Fungal Solid State Fermentation", CRC press
2. Joseph C A., (2019) "Anaerobic Waste-Wastewater Treatment and Biogas Plants-A Practical Handbook", CRC Press,

REFERENCE BOOKS

1. Palmiro P. and Oscar F.D'Urso, (2016) 'Biotransformation of Agricultural Waste and By-Products', The Food, Feed, Fibre, Fuel (4F) Economy, Elsevier
2. Kaur Brar S., Gurpreet Singh D. and Carlos R.S., (Eds), (2014) 'Biotransformation of Waste Biomass into High Value Biochemicals', Springer.
3. Keikhosro K, Editor, (2015) 'Lignocellulose-Based Bioproducts', Springer.
4. John P, (2014) 'Waste Management Practices-Municipal, Hazardous, and Industrial', Second Edition, CRC Press, 2014

OBT356

LIFESTYLE DISEASES

L T P C
3 0 0 3

UNIT I INTRODUCTION

9

Lifestyle diseases – Definition ; Risk factors – Eating, smoking, drinking, stress, physical activity, illicit drug use ; Obesity, diabetes, cardiovascular diseases, respiratory diseases, cancer; Prevention – Diet and exercise.

UNIT II CANCER

9

Types - Lung cancer, Mouth cancer, Skin cancer, Cervical cancer, Carcinoma oesophagus; Causes Tobacco usage, Diagnosis – Biomarkers, Treatment

UNIT III CARDIOVASCULAR DISEASES

9

Coronary atherosclerosis – Coronary artery disease; Causes -Fat and lipids, Alcohol abuse -- Diagnosis - Electrocardiograph, echocardiograph, Treatment, Exercise and Cardiac rehabilitation

UNIT IV DIABETES AND OBESITY

9

Types of Diabetes mellitus; Blood glucose regulation; Complications of diabetes – Paediatric and adolescent obesity – Weight control and BMI

UNIT V RESPIRATORY DISEASES

9

Chronic lung disease, Asthma, COPD; Causes - Breathing pattern (Nasal vs mouth), Smoking – Diagnosis - Pulmonary function testing

TOTAL: 45 PERIODS

TEXT BOOKS:

1. R.Kumar&Meenal Kumar, "Guide to Prevention of Lifestyle Diseases", Deep & Deep Publications, 2003
2. Gary Eggar et al, "Lifestyle Medicine", 3rd Edition, Academic Press, 2017

REFERENCES:

1. James M.R, "Lifestyle Medicine", 2nd Edition, CRC Press, 2013
2. Akira Miyazaki et al, "New Frontiers in Lifestyle-Related Disease", Springer, 2008

OBT357

BIOTECHNOLOGY IN HEALTH CARE

L T P C

3 0 0 3

COURSE OBJECTIVES

The aim of this course is to

1. Create higher standard of knowledge on healthcare system and services
2. Prioritize advanced technologies for the diagnosis and treatment of various diseases

UNIT I PUBLIC HEALTH 9

Definition and Concept of Public Health, Historical aspects of Public Health, Changing Concepts of Public Health, Public Health versus Medical Care, Unique Features of Public Health, Determinants of Health (Social, Economic, Cultural, Environmental, Education, Genetics, Food and Nutrition). Indicators of health, Burden of disease, Role of different disciplines in Public Health.

UNIT II CLINICAL DISEASES 9

Communicable diseases: Chickenpox / Shingles, COVID-19, Tuberculosis, Hepatitis B, Hepatitis C, HIV / AIDS, Influenza, Swine flu. Non Communicable diseases: Diabetes mellitus, atherosclerosis, fatty liver, Obesity, Cancer

UNIT III VACCINOLOGY 9

History of Vaccinology, conventional approaches to vaccine development, live attenuated and killed vaccines, adjuvants, quality control, preservation and monitoring of microorganisms in seed lot systems. Instruments related to monitoring of temperature, sterilization, environment.

UNIT IV OUTPATIENT & IN PATIENT SERVICES 9

Radiotherapy, Nuclear medicine, surgical units, OT Medical units, G & Obs. units Pediatric, neonatal units, Critical care units, Physical medicine & Rehabilitation, Neurology, Gastroenterology, Endoscopy, Pulmonology, Cardiology.

UNIT V BASICS OF IMAGING MODALITIES 9

Diagnostic X-rays - Computer tomography – MRI – Ultrasonography – Endoscopy – Thermography – Different types of biotelemetry systems.

TOTAL: 45 PERIODS

TEXT BOOKS

1. Joseph J.carr and John M. Brown, Introduction to Biomedical Equipment Technology, John Wiley and sons, New York, 4th Edition, 2012.
2. Thomas M. Devlin. Textbook of Biochemistry with clinical correlations. Wiley Liss Publishers
3. The Vaccine Book (2nd Ed.), Rafi Ahmed, Roy M. Anderson et. al. Editor(s): Barry R. Bloom, PaulHenri Lambert, Academic Press, 2016, Pages xxi-xxiv.

REFERENCE BOOKS

1. Suh, Sang, Gurupur, Varadraj P., Tanik, Murat M., Health Care Systems, Technology and Techniques, Springer, 1st Edition, 2011
2. Burtis & Ashwood W.B. Tietz Textbook of Clinical chemistry. Saunders Company
3. Levine, M. M. (2004). New Generation Vaccines. New York: M. Dekker

VERTICAL 1: FINTECH AND BLOCK CHAIN

CMG331

FINANCIAL MANAGEMENT

LT P C
3 0 0 3

LEARNING OBJECTIVES

1. To acquire the knowledge of the decision areas in finance.
2. To learn the various sources of Finance
3. To describe about capital budgeting and cost of capital.
4. To discuss on how to construct a robust capital structure and dividend policy
5. To develop an understanding of tools on Working Capital Management.

UNIT I INTRODUCTION TO FINANCIAL MANGEMENT 9

Definition and Scope of Finance Functions - Objectives of Financial Management - Profit Maximization and Wealth Maximization- Time Value of money- Risk and return concepts.

UNIT II SOURCES OF FINANCE 9

Long term sources of Finance -Equity Shares – Debentures - Preferred Stock – Features – Merits and Demerits. Short term sources - Bank Sources, Trade Credit, Overdrafts, Commercial Papers, Certificate of Deposits, Money market mutual funds etc

UNIT III INVESTMENT DECISIONS 9

Investment Decisions: capital budgeting – Need and Importance – Techniques of Capital Budgeting -- Payback -ARR – NPV – IRR –Profitability Index.

Cost of Capital - Cost of Specific Sources of Capital - Equity -Preferred Stock- Debt - Reserves - Concept and measurement of cost of capital - Weighted Average Cost of Capital.

UNIT IV FINANCING AND DIVIDEND DECISION 9

Operating Leverage and Financial Leverage- EBIT-EPS analysis. Capital Structure – determinants of Capital structure- Designing an Optimum capital structure .

Dividend policy - Aspects of dividend policy - practical consideration - forms of dividend policy - - Determinants of Dividend Policy

UNIT V WORKING CAPITAL DECISION 9

Working Capital Management: Working Capital Management - concepts - importance - Determinants of Working capital. Cash Management: Motives for holding cash – Objectives and Strategies of Cash Management. Receivables Management: Objectives - Credit policies.

TOTAL : 45 PERIODS

TEXT BOOKS

1. M.Y. Khan and P.K.Jain Financial management, Text, Tata McGraw Hill
2. M. Pandey Financial Management, Vikas Publishing House Pvt. Ltd

REFERENCES .

1. James C. Vanhorne –Fundamentals of Financial Management– PHI Learning,.
2. Prasanna Chandra, Financial Management,
3. Srivatsava, Mishra, Financial Management, Oxford University Press, 2011

OBJECTIVES:

1. Describe the investment environment in which investment decisions are taken.
2. Explain how to Value bonds and equities
3. Explain the various approaches to value securities
4. Describe how to create efficient portfolios through diversification
5. Discuss the mechanism of investor protection in India.

UNIT I THE INVESTMENT ENVIRONMENT 9

The investment decision process, Types of Investments – Commodities, Real Estate and Financial Assets, the Indian securities market, the market participants and trading of securities, security market indices, sources of financial information, Concept of return and risk, Impact of Taxes and Inflation on return.

UNIT II FIXED INCOME SECURITIES 9

Bond features, types of bonds, estimating bond yields, Bond Valuation types of bond risks, default risk and credit rating.

UNIT III APPROACHES TO EQUITY ANALYSIS 9

Introduction to Fundamental Analysis, Technical Analysis and Efficient Market Hypothesis, dividend capitalisation models, and price-earnings multiple approach to equity valuation.

UNIT IV PORTFOLIO ANALYSIS AND FINANCIAL DERIVATIVES 9

Portfolio and Diversification, Portfolio Risk and Return; Mutual Funds; Introduction to Financial Derivatives; Financial Derivatives Markets in India

UNIT V INVESTOR PROTECTION 9

Role of SEBI and stock exchanges in investor protection; Investor grievances and their redressal system, insider trading, investors' awareness and activism

TOTAL : 45 PERIODS**REFERENCES**

1. Charles P. Jones, Gerald R. Jensen. Investments: analysis and management. Wiley, 14TH Edition, 2019.
2. Chandra, Prasanna. Investment analysis and portfolio management. McGraw-hill education, 5th, Edition, 2017.
3. Rustagi, R. P. Investment Management Theory and Practice. Sultan Chand & Sons, 2021.
4. Zvi Bodie, Alex Kane, Alan J Marcus, Pitabhus Mohanty, Investments, McGraw Hill Education (India), 11 Edition (SIE), 2019

OBJECTIVES

- Understand the Banking system in India
- Grasp how banks raise their sources and how they deploy it
- Understand the development in banking technology
- Understand the financial services in India
- Understand the insurance Industry in India

UNIT I INTRODUCTION TO INDIAN BANKING SYSTEM 9

Overview of Banking system – Structure – Functions – Banking system in India - Key Regulations in Indian Banking sector – RBI. Relationship between Banker and Customer - Retail & Wholesale Banking – types of Accounts - Opening and operation of Accounts.

UNIT II MANAGING BANK FUNDS/ PRODUCTS 9

Liquid Assets - Investment in securities - Advances - Loans.Negotiable Instruments – Cheques, Bills of Exchange & Promissory Notes.Designing deposit schemes– Asset and Liability Management – NPA’s – Current issues on NPA’s – M&A’s of banks into securities market

UNIT III DEVELOPMENT IN BANKING TECHNOLOGY 9

Payment system in India – paper based – e payment –electronic banking –plastic money – e-money –forecasting of cash demand at ATM’s –The Information Technology Act, 2000 in India – RBI’s Financial Sector Technology vision document – security threats in e-banking & RBI’s Initiative.

UNIT IV FINANCIAL SERVICES 9

Introduction – Need for Financial Services – Financial Services Market in India – NBFC — Leasing and Hire Purchase — mutual funds. Venture Capital Financing –Bill discounting –factoring – Merchant Banking

UNIT V INSURANCE 9

Insurance –Concept - Need - History of Insurance industry in India. Insurance Act, 1938 –IRDA – Regulations – Life Insurance - Annuities and Unit Linked Policies - Lapse of the Policy – revival – settlement of claim

TOTAL : 45 PERIODS

REFERENCES :

1. Padmalatha Suresh and Justin Paul, “Management of Banking and Financial Services, Pearson, Delhi, 2017.
2. Meera Sharma, “Management of Financial Institutions – with emphasis on Bank and Risk Management”, PHI Learning Pvt. Ltd., New Delhi 2010
3. Peter S. Rose and Sylvia C. and Hudgins, “Bank Management and Financial Services”, Tata McGraw Hill, New Delhi, 2017

**CMG334 INTRODUCTION TO BLOCKCHAIN AND ITS APPLICATIONS L T P C
3 0 0 3**

UNIT I INTRODUCTION TO BLOCKCHAIN 9

Blockchain: The growth of blockchain technology - Distributed systems - The history of blockchain and Bitcoin - Features of a blockchain - Types of blockchain, Consensus: Consensus mechanism - Types of consensus mechanisms - Consensus in blockchain. Decentralization: Decentralization using blockchain - Methods of decentralization - Routes to decentralization- Blockchain and full ecosystem decentralization - Smart contracts - Decentralized Organizations- Platforms for decentralization.

UNIT II INTRODUCTION TO CRYPTOCURRENCY 9

Bitcoin – Digital Keys and Addresses – Transactions – Mining – Bitcoin Networks and Payments – Wallets – Alternative Coins – Theoretical Limitations – Bitcoin limitations – Name coin – Prime coin – Zcash – Smart Contracts – Ricardian Contracts- Deploying smart contracts on a blockchain

UNIT III ETHEREUM 9

Introduction - The Ethereum network - Components of the Ethereum ecosystem - Transactions and messages - Ether cryptocurrency / tokens (ETC and ETH) - The Ethereum Virtual Machine (EVM), Ethereum Development Environment: Test networks - Setting up a private net - Starting up the private network

UNIT IV WEB3 AND HYPERLEDGE 9

Introduction to Web3 – Contract Deployment – POST Requests – Development Frameworks – Hyperledger as a Protocol – The Reference Architecture – Hyperledger Fabric – Distributed Ledger – Corda.

UNIT V EMERGING TRENDS**9**

Kadena – Ripple – Rootstock – Quorum – Tendermint – Scalability – Privacy – Other Challenges – Blockchain Research – Notable Projects – Miscellaneous Tools.

TOTAL : 45 PERIODS**REFERENCE**

1. Imran. Bashir. Mastering block chain: Distributed Ledger Technology, Decentralization, and Smart Contracts Explained. Packt Publishing, 2nd Edition, 2018
2. Peter Borovykh , Blockchain Application in Finance, Blockchain Driven, 2nd Edition, 2018
3. ArshdeepBahga, Vijay Madiseti, “Blockchain Applications: A Hands On Approach”, VPT, 2017.

CMG335**FINTECH PERSONAL FINANCE AND PAYMENTS****LT P C****3 0 0 3****UNIT I CURRENCY EXCHANGE AND PAYMENT****9**

Understand the concept of Crypto currency- Bitcoin and Applications -Cryptocurrencies and Digital Crypto Wallets -Types of Cryptocurrencies - Cryptocurrencies and Applications, block chain, Artificial Intelligence, machine learning. Fintech users, Individual Payments, RTGS Systems, Immediate Page 54 of 90 Payment Service (IMPS), Unified Payments Interface (UPI).Legal and Regulatory Implications of Crypto currencies, Payment systems and their regulations.Digital Payments Smart Cards, Stored-Value Cards, EC Micropayments, Payment Gateways, Mobile Payments, Digital and Virtual Currencies, Security, Ethical, Legal, Privacy, and Technology Issues

UNIT II DIGITAL FINANCE AND ALTERNATIVE FINANCE**9**

A Brief History of Financial Innovation, Digitization of Financial Services, Crowd funding, Charity and Equity,. Introduction to the concept of Initial Coin Offering

UNIT III INSURETECH**9**

InsurTech Introduction , Business model disruption AI/ML in InsurTech • IoT and InsurTech ,Risk Modeling ,Fraud Detection Processing claims and Underwriting Innovations in Insurance Services

UNIT IV PEER TO PEER LENDING**9**

P2P and Marketplace Lending, New Models and New Products in market place lending P2P Infrastructure and technologies , Concept of Crowdfunding Crowdfunding Architecture and Technology ,P2P and Crowdfunding unicorns and business models , SME/MSME Lending: Unique opportunities and Challenges, Solutions and Innovations

UNIT V REGULATORY ISSUES**9**

FinTech Regulations: Global Regulations and Domestic Regulations, Evolution of RegTech, RegTech Ecosystem: Financial Institutions, RegTech Ecosystem: StartupsRegTech, Startups: Challenges, RegTech Ecosystem: Regulators, Use of AI in regulation and Fraud detection

TOTAL : 45 PERIODS**REFERENCE**

1. Swanson Seth, Fintech for Beginners: Understanding and Utilizing the power of technology, Createspace Independent Publishing Platform,2016.
2. Models AuTanda, Fintech Bigtech And Banks Digitalization and Its Impact On Banking Business, Springer, 2019
3. Henning Diedrich, Ethereum: Blockchains, Digital Assets, Smart Contracts, Decentralized Autonomous Organizations, Wildfire Publishing, 2016
4. Jacob William, FinTech:TheBeginner's Guide to Financial Technology, Createspace Independent Publishing Platform, 2016
5. IIBF, Digital Banking, Taxmann Publication, 2016
6. Jacob William, Financial Technology, Create space Independent Pub, 2016
7. Luke Sutton, Financial Technology: Bitcoin & Blockchain, Createspace Independent Pub, 2016

OBJECTIVES:

1. To learn about history, importance and evolution of Fintech
2. To acquire the knowledge of Fintech in payment industry
3. To acquire the knowledge of Fintech in insurance industry
4. To learn the Fintech developments around the world
5. To know about the future of Fintech

UNIT I INTRODUCTION**9**

Fintech - Definition, History, concept, meaning, architecture, significance, Goals, key areas in Fintech, Importance of Fintech, role of Fintech in economic development, opportunities and challenges in Fintech, Evolution of Fintech in different sectors of the industry - Infrastructure, Banking Industry, Startups and Emerging Markets, recent developments in FinTech, future prospects and potential issues with Fintech.

UNIT II PAYMENT INDUSTRY**9**

FinTech in Payment Industry-Multichannel digital wallets, applications supporting wallets, onboarding and KYC application, FinTech in Lending Industry- Formal lending, Informal lending, P2P lending, POS lending, Online lending, Payday lending, Microfinance, Crowdfunding.

UNIT III INSURANCE INDUSTRY**9**

FinTech in Wealth Management Industry-Financial Advice, Automated investing, Socially responsible investing, Fractional Investing, Social Investing. FinTech in Insurance Industry- P2P insurance, On-Demand Insurance, On-Demand Consultation, Customer engagement through Quote to sell, policy servicing, Claims Management, Investment linked health insurance.

UNIT IV FINTECH AROUND THE GLOBE**9**

FinTech developments - US, Europe and UK, Germany, Sweden, France, China, India, Africa, Australia, New Zealand, Brazil and Middle East, Regulatory and Policy Assessment for Growth of FinTech. FinTech as disruptors, Financial institutions collaborating with FinTech companies, The new financial world.

UNIT V FUTURE OF FINTECH**9**

How emerging technologies will change financial services, the future of financial services, banking on innovation through data, why FinTech banks will rule the world, The FinTech Supermarket, Banks partnering with FinTech start-ups, The rise of BankTech, Fintech impact on Retail Banking, A future without money, Ethics in Fintech.

TOTAL : 45 PERIODS**REFERENCES**

1. Arner D., Barbers J., Buckley R, The evolution of FinTech: a new post crisis paradigm, University of New South Wales Research Series, 2015
2. Susanne Chishti, Janos Barberis, The FINTECH Book: The Financial Technology Handbook for Investors, Entrepreneurs and Visionaries, Wiley Publications, 2016
3. Richard Hayen, FinTech: The Impact and Influence of Financial Technology on Banking and the Finance Industry, 2016
4. Parag Y Arjunwadkar, FinTech: The Technology Driving Disruption in the financial service industry CRC Press, 2018
5. Sanjay Phadke, Fintech Future : The Digital DNA of Finance Paperback .Sage Publications, 2020
6. Pranay Gupta, T. Mandy Tham, Fintech: The New DNA of Financial Services Paperback, 2018

VERTICAL 2: ENTREPRENEURSHIP

CMG337

FOUNDATIONS OF ENTREPRENEURSHIP

L T P C
3 0 0 3

Course Objectives

- To develop and strengthen the entrepreneurial quality and motivation of learners.
- To impart the entrepreneurial skills and traits essential to become successful entrepreneurs.
- To apply the principles and theories of entrepreneurship and management in Technology oriented businesses.
- To empower the learners to run a Technology driven business efficiently and effectively

UNIT I INTRODUCTION TO ENTREPRENEURSHIP 9

Entrepreneurship- Definition, Need, Scope - Entrepreneurial Skill & Traits - Entrepreneur vs. Intrapreneur; Classification of entrepreneurs, Types of entrepreneurs -Factors affecting entrepreneurial development – Achievement Motivation – Contributions of Entrepreneurship to Economic Development.

UNIT II BUSINESS OWNERSHIP & ENVIRONMENT 9

Types of Business Ownership – Business Environmental Factors – Political-Economic-Sociological-Technological-Environmental-Legal aspects – Human Resources Mobilisation-Basics of Managing Finance- Essentials of Marketing Management - Production and Operations Planning – Systems Management and Administration

UNIT III FUNDAMENTALS OF TECHNOPRENEURSHIP 9

Introduction to Technopreneurship - Definition, Need, Scope- Emerging Concepts- Principles - Characteristics of a technopreneur - Impacts of Technopreneurship on Society – Economy- Job Opportunities in Technopreneurship - Recent trends

UNIT IV APPLICATIONS OF TECHNOPRENEURSHIP 9

Technology Entrepreneurship - Local, National and Global practices - Intrapreneurship and Technology interactions, Networking of entrepreneurial activities – Launching - Managing Technology based Product / Service entrepreneurship – Success Stories of Technopreneurs - Case Studies

UNIT V EMERGING TRENDS IN ENTREPRENEURSHIP 9

Effective Business Management Strategies For Franchising - Sub-Contracting- Leasing- Technopreneurs – Agripreneurs - Netpreneurs- Portfolio entrepreneurship - NGO Entrepreneurship – Recent Entrepreneurial Developments - Local – National – Global perspectives.

TOTAL45 : PERIODS

OUTCOMES:

Upon completion of this course, the student should be able to:

CO 1 Learn the basics of Entrepreneurship

CO 2 Understand the business ownership patterns and environment

CO 3 Understand the Job opportunities in Industries relating to Technopreneurship

CO 4 Learn about applications of technopreneurship and successful technopreneurs

CO 5 Acquaint with the recent and emerging trends in entrepreneurship

TEXT BOOKS:

- 1) S.S.Khanka, "Entrepreneurial Development" S.Chand & Co. Ltd. Ram Nagar New Delhi, 2021.
- 2) Donal F Kuratko Entrepreneurship (11th Edition) Theory, Process, Practice by Published 2019 by Cengage Learning,

REFERENCES :

- 1) Daniel Mankani. 2003. Technopreneurship: The successful Entrepreneur in the new Economy. Prentice Hall
- 2) Edward Elgar. 2007. Entrepreneurship, Cooperation and the Firm: The Emergence and Survival of High-Technology Ventures in Europe. Edi: Jan Ulijn, Dominique Drillon, and Frank Lasch. Wiley Pub.
- 3) Lang, J. 2002, The High Tech Entrepreneur's Handbook, Ft.com.
- 4) David Sheff 2002, China Dawn: The Story of a Technology and Business Revolution,
- 5) HarperBusiness, <https://fanny.staff.uns.ac.id/files/2013/12/Technopreneur-BASED-EDUCATION-REVOLUTION.pdf>
- 6) JumpStart: A Technopreneurship Fable, Dennis Posadas, (Singapore: Pearson Prentice Hall, 2009
- 7) Basics of Technopreneurship: Module 1.1-1.2, Frederico Gonzales, President-PESO Inc; M. Barcelon, UP
- 8) Journal articles pertaining to Entrepreneurship

CMG338 TEAM BUILDING & LEADERSHIP MANAGEMENT FOR BUSINESS

L T P C
3 0 0 3

COURSE OBJECTIVES

- To develop and strengthen the Leadership qualities and motivation of learners.
- To impart the Leadership skills and traits essential to become successful entrepreneurs.
- To apply the principles and theories of Team Building in managing Technology oriented businesses.
- To empower the learners to build robust teams for running and leading a business efficiently and effectively

UNIT I INTRODUCTION TO MANAGING TEAMS 9

Introduction to Team - Team Dynamics - Team Formation – Stages of Team Development - Enhancing teamwork within a group - Team Coaching - Team Decision Making - Virtual Teams - Self Directed Work Teams (SDWTs) -Multicultural Teams.

UNIT II MANAGING AND DEVELOPING EFFECTIVE TEAMS 9

Team-based Organisations- Leadership roles in team-based organisations - Offsite training and team development - Experiential Learning - Coaching and Mentoring in team building - Building High-Performance Teams - Building Credibility and Trust - Skills for Developing Others - Team Building at the Top - Leadership in Teamwork Effectiveness.

UNIT III INTRODUCTION TO LEADERSHIP 9

Introduction to Leadership - Leadership Myths – Characteristics of Leader, Follower and Situation - Leadership Attributes - Personality Traits and Leadership- Intelligence Types and Leadership - Power and Leadership - Delegation and Empowerment .

UNIT IV LEADERSHIP IN ORGANISATIONS 9

Leadership Styles – LMX Theory- Leadership Theory and Normative Decision Model - Situational Leadership Model - Contingency Model and Path Goal Theory – Transactional and Transformational Leadership - Charismatic Leadership - Role of Ethics and Values in Organisational Leadership.

UNIT V LEADERSHIP EFFECTIVENESS**9**

Leadership Behaviour - Assessment of Leadership Behaviors - Destructive Leadership - Motivation and Leadership - Managerial Incompetence and Derailment Conflict Management - Negotiation and Leadership - Culture and Leadership - Global Leadership – Recent Trends in Leadership.

TOTAL 45 : PERIODS

Upon completion of this course, the student should be able to:

- CO 1 Learn the basics of managing teams for business.
- CO 2 Understand developing effective teams for business management.
- CO 3 Understand the fundamentals of leadership for running a business.
- CO 4 Learn about the importance of leadership for business development.
- CO 5 Acquaint with emerging trends in leadership effectiveness for entrepreneurs.”

REFERENCES :

1. Hughes, R.L., Ginnett, R.C., & Curphy, G.J., Leadership: Enhancing the lessons of experience ,9th Ed, McGraw Hill Education, Chennai, India. (2019).
2. Katzenback, J.R., Smith, D.K., The Wisdom of Teams: Creating the High Performance Organisations, Harvard Business Review Press, (2015).
3. Haldar, U.K., Leadership and Team Building, Oxford University Press, (2010).
4. Daft, R.L., The Leadership Experience, Cengage, (2015).
5. Daniel Levi, Group Dynamics for Teams ,4th Ed, (2014), Sage Publications.
6. Dyer, W. G., Dyer, W. G., Jr., & Dyer, J. H..Team building: Proven strategies for improving team performance, 5th ed, Jossey-Bass, (2013).

CMG339 CREATIVITY & INNOVATION IN ENTREPRENEURSHIP

L	T	P	C
3	0	0	3

COURSE OBJECTIVES

- To develop the creativity skills among the learners
- To impart the knowledge of creative intelligence essential for entrepreneurs
- To know the applications of innovation in entrepreneurship.
- To develop innovative business models for business.

UNIT I CREATIVITY**9**

Creativity: Definition- Forms of Creativity-Essence, Elaborative and Expressive Creativities- Quality of Creativity-Existential, Entrepreneurial and Empowerment Creativities – Creative Environment-Creative Technology- - Creative Personality and Motivation.

UNIT II CREATIVE INTELLIGENCE**9**

Creative Intelligence: Convergent thinking ability – Traits Congenial to creativity – Creativity Training--Criteria for evaluating Creativity-Credible Evaluation- Improving the quality of our creativity – Creative Tools and Techniques - Blocks to creativity- fears and Disabilities- Strategies for Unblocking- Designing Creativity Enabling Environment.

UNIT III INNOVATION**9**

Innovation: Definition- Levels of Innovation- Incremental Vs Radical Innovation-Product Innovation and Process- Technological, Organizational Innovation – Indicators- Characteristics of Innovation in Different Sectors. Theories in Innovation and Creativity- Design Thinking and Innovation- Innovation as Collective Change-Innovation as a system

UNIT IV INNOVATION AND ENTREPRENEURSHIP 9

Innovation and Entrepreneurship: Entrepreneurial Mindset , Motivations and Behaviours- Opportunity Analysis and Decision Making- Industry Understanding - Entrepreneurial Opportunities- Entrepreneurial Strategies – Technology Pull/Market Push – Product -Market fit

UNIT V INNOVATIVE BUSINESS MODELS 9

Innovative Business Models: Customer Discovery-Customer Segments-Prospect Theory and Developing Value Propositions- Developing Business Models: Elements of Business Models – Innovative Business Models: Elements, Designing Innovative Business Models- Responsible Innovation and Creativity.

TOTAL 45 : PERIODS

COURSE OUTCOMES:

Upon completion of this course, the student should be able to:

CO 1 Learn the basics of creativity for developing Entrepreneurship

CO 2 Understand the importance of creative intelligence for business growth

CO 3 Understand the advances through Innovation in Industries

CO 4 Learn about applications of innovation in building successful ventures

CO 5 Acquaint with developing innovative business models to run the business effeciently and effectively

Suggested Readings:

Creativity and Inovation in Entrepreneurship, Kankha, Sultan Chand

Pradip N Khandwalla, Lifelong Creativity, An Unending Quest, Tata Mc Graw Hill, 2004.

Paul Trott, Innovation Management and New Product Development, 4e, Pearson, 2018.

Vinnie Jauhari, Sudanshu Bhushan, Innovation Management, Oxford Higher Education, 2014.

Innovation Management, C.S.G. Krishnamacharyulu, R. Lalitha, Himalaya Publishing House, 2010.

A. Dale Timpe, Creativity, Jaico Publishing House, 2003.

Brian Clegg, Paul Birch, Creativity, Kogan Page, 2009.

Strategic Innovation: Building and Sustaining Innovative Organizations- Course Era, Raj Echambadi.

CMG340 PRINCIPLES OF MARKETING MANAGEMENT FOR BUSINESS L T P C

3 0 0 3

COURSE OBJECTIVES:

- To provide basic knowledge of concepts, principles, tools and techniques of marketing for entrepreneurs
- To provide an exposure to the students pertaining to the nature and Scope of marketing, which they are expected to possess when they enter the industry as practitioners.
- To give them an understanding of fundamental premise underlying market driven strategies and the basic philosophies and tools of marketing management for business owners.

UNIT I INTRODUCTION TO MARKETING MANAGEMENT 9

Introduction - Market and Marketing – Concepts- Functions of Marketing - Importance of Marketing - Marketing Orientations - Marketing Mix-The Traditional 4Ps - The Modern Components of the Mix - The Additional 3Ps - Developing an Effective Marketing Mix.

UNIT II MARKETING ENVIRONMENT 9

Introduction - Environmental Scanning - Analysing the Organisation's Micro Environment and Macro Environment - Differences between Micro and Macro Environment – Techniques of Environment Scanning - Marketing organization - Marketing Research and the Marketing Information System, Types and Components.

UNIT III PRODUCT AND PRICING MANAGEMENT**9**

Product- Meaning, Classification, Levels of Products – Product Life Cycle (PLC) - Product Strategies - Product Mix - Packaging and Labelling - New Product Development - Brand and Branding - Advantages and disadvantages of branding Pricing - Factors Affecting Price Decisions - Cost Based Pricing - Value Based and Competition Based Pricing - Pricing Strategies - National and Global Pricing.

UNIT IV PROMOTION AND DISTRIBUTION MANAGEMENT**9**

Introduction to Promotion – Marketing Channels- Integrated Marketing Communications (IMC) - Introduction to Advertising and Sales Promotion – Basics of Public Relations and Publicity - Personal Selling - Process - Direct Marketing - Segmentation, Targeting and Positioning (STP)- Logistics Management- Introduction to Retailing and Wholesaling.

UNIT V CONTEMPORARY ISSUES IN MARKETING MANAGEMENT**9**

Introduction - Relationship Marketing Vs. Relationship Management - Customer Relationship Management (CRM) - Forms of Relationship Management - CRM practices - Managing Customer Loyalty and Development – Buyer-Seller Relationships- Buying Situations in Industrial / Business Market - Buying Roles in Industrial Marketing - Factors that Influence Business - Services Marketing - E-Marketing or Online Marketing.

TOTAL 45 : PERIODS**COURSE OUTCOMES:**

After completion of this course, the students will be able to :

- CO1 Have the awareness of marketing management process
- CO 2 Understand the marketing environment
- CO 3 Acquaint about product and pricing strategies
- CO 4 Knowledge of promotion and distribution in marketing management.
- CO 5 Comprehend the contemporary marketing scenarios and offer solutions to marketing issues.

REFERENCES:

1. Marketing Management, Sherlekar S.A, Himalaya Publishing House, 2016.
2. Marketing Management , Philip Kotler and Kevin Lane Keller, PHI 15th Ed, 2015.
- 3 Marketing Management- An Indian perspective, Vijay Prakash Anand, Biztantra, Second edition, 2016.
4. Marketing Management Global Perspective, Indian Context, V.S.Ramaswamy & S.Namakumari, Macmillan Publishers India,5th edition, 2015.
5. Marketing Management, S.H.H. Kazmi, 2013, Excel Books India.
6. Marketing Management- text and Cases, Dr. C.B.Gupta & Dr. N.Rajan Nair, 17th edition, 2016.

CMG341 HUMAN RESOURCE MANAGEMENT FOR ENTREPRENEURS

L T P C
3 0 0 3

OBJECTIVES:

1. To introduce the basic concepts, structure and functions of human resource management for entrepreneurs.
2. To create an awareness of the roles, functions and functioning of human resource department.
3. To understand the methods and techniques followed by Human Resource Management practitioners.

UNIT I INTRODUCTION TO HRM

9

Concept, Definition, Objectives- Nature and Scope of HRM - Evolution of HRM - HR Manager Roles- Skills - Personnel Management Vs. HRM - Human Resource Policies - HR Accounting - HR Audit - Challenges in HRM.

UNIT II HUMAN RESOURCE PLANNING

9

HR Planning - Definition - Factors- Tools - Methods and Techniques - Job analysis- Job rotation- Job Description - Career Planning - Succession Planning - HRIS - Computer Applications in HR - Recent Trends

UNIT III RECRUITMENT AND SELECTION

9

Sources of recruitment- Internal Vs. External - Domestic Vs. Global Sources -eRecruitment - Selection Process- Selection techniques -eSelection- Interview Types- Employee Engagement.

UNIT IV TRAINING AND EMPLOYEE DEVELOPMENT

9

Types of Training - On-The-Job, Off-The-Job - Training Needs Analysis – Induction and Socialisation Process - Employee Compensation - Wages and Salary Administration – Health and Social Security Measures- Green HRM Practices

UNIT V CONTROLLING HUMAN RESOURCES

9

Performance Appraisal – Types - Methods - Collective Bargaining - Grievances Redressal Methods – Employee Discipline – Promotion – Demotion - Transfer – Dismissal - Retrenchment - Union Management Relationship - Recent Trends

TOTAL 45 : PERIODS

Upon completion of this course the learners will be able:

CO 1 To understand the Evolution of HRM and Challenges faced by HR Managers

CO 2 To learn about the HR Planning Methods and practices.

CO 3 To acquaint about the Recruitment and Selection Techniques followed in Industries.

CO 4 To know about the methods of Training and Employee Development.

CO 5 To comprehend the techniques of controlling human resources in organisations.

REFERENCES

- 1) Gary Dessler and Biju Varkkey, Human Resource Management, 14e , Pearson, 2015.
- 2) Mathis and Jackson, Human Resource Management, Cengage Learning 15e, 2017.
- 3) David A. Decenzo, Stephen.P.Robbins, and Susan L. Verhulst, Human Resource Management, Wiley, International Student Edition, 11th Edition, 2014
- 4) R. Wayne Mondy, Human Resource Management, Pearson , 2015.

- 5) Luis R.Gomez-Mejia, David B.Balkin, Robert L Cardy. Managing Human Resource. PHI Learning. 2012
- 6) John M. Ivancevich, Human Resource Management,12e, McGraw Hill Irwin,2013.
- 7) K. Aswathappa, Sadhna Dash , Human Resource Management - Text and Cases , 9th Edition, McGraw Hill, 2021.
- 8) Uday Kumar Haldar, Juthika Sarkar. Human Resource management. Oxford. 2012

CMG342 FINANCING NEW BUSINESS VENTURES

**L T P C
3 0 0 3**

Course Objectives

- To develop the basics of business venture financing.
- To impart the knowledge essential for entrepreneurs for financing new ventures.
- To acquaint the learners with the sources of debt and equity financing.
- To empower the learners towards fund raising for new ventures effectively.

UNIT I ESSENTIALS OF NEW BUSINESS VENTURE 9

Setting up new Business Ventures – Need - Scope - Franchising - Location Strategy, Registration Process - State Directorate of Industries- Financing for New Ventures - Central and State Government Agencies - Types of loans – Financial Institutions - SFC, IDBI, NSIC and SIDCO.

UNIT II INTRODUCTION TO VENTURE FINANCING 9

Venture Finance – Definition – Historic Background - Funding New Ventures- Need – Scope – Types - Cost of Project - Means of Financing - Estimation of Working Capital - Requirement of funds – Mix of Debt and Equity - Challenges and Opportunities.

UNIT III SOURCES OF DEBT FINANCING 9

Fund for Capital Assets - Term Loans - Leasing and Hire-Purchase - Money Market instruments – Bonds, Corporate Papers – Preference Capital- Working Capital Management- Fund based Credit Facilities - Cash Credit - Over Draft.

UNIT IV SOURCES OF EQUITY FINANCING 9

Own Capital, Unsecured Loan - Government Subsidies , Margin Money- Equity Funding - Private Equity Fund- Schemes of Commercial banks - Angel Funding – Crowdfunding- Venture Capital.

UNIT V METHODS OF FUND RAISING FOR NEW VENTURES 9

Investor Decision Process - Identifying the appropriate investors- Targeting investors- Developing Relationships with investors - Investor Selection Criteria- Company Creation- Raising Funds - Seed Funding- VC Selection Criteria – Process- Methods- Recent Trends

TOTAL 45 : PERIODS

OUTCOMES:

Upon completion of this course, the students should be able to:

- CO 1 Learn the basics of starting a new business venture.
- CO 2 Understand the basics of venture financing.
- CO 3 Understand the sources of debt financing.
- CO 4 Understand the sources of equity financing.
- CO 5 Acquaint with the methods of fund raising for new business ventures.

REFERENCES :

- 1) Principles of Corporate Finance by Brealey and Myers et al.,12TH ed, McGraw Hill Education (India) Private Limited, 2018
- 2) Prasanna Chandra, Projects : Planning ,Analysis,Selection ,Financing,Implementation and Review, McGraw Hill Education India Pvt Ltd ,New Delhi , 2019.
- 3) Introduction to Project Finance. Andrew Fight,Butterworth-Heinemann, 2006.

- 4) Metrick, Andrew; Yasuda, Ayako. Venture Capital And The Finance Of Innovation. Venture Capital And The Finance Of Innovation, 2nd Edition, Andrew Metrick And Ayako Yasuda, Eds., John Wiley And Sons, Inc, 2010.
- 5) Feld, Brad; Mendelson, Jason. Venture Deals. Wiley, 2011.
- 6) May, John; Simons, Cal. Every Business Needs An Angel: Getting The Money You Need To Make Your Business Grow. Crown Business, 2001.
- 7) Gompers, Paul Alan; Lerner, Joshua. The Money Of Invention: How Venture Capital Creates New Wealth. Harvard Business Press, 2001.
- 8) Camp, Justin J. Venture Capital Due Diligence: A Guide To Making Smart Investment Choices And Increasing Your Portfolio Returns. John Wiley & Sons, 2002.
- 9) Byers, Thomas. Technology Ventures: From Idea To Enterprise. Mcgraw-Hill Higher Education, 2014.
- 10) Lerner, Josh; Leamon, Ann; Hardymon, Felda. Venture Capital, Private Equity, And The Financing Of Entrepreneurship. 2012.

VERTICAL 3: PUBLIC ADMINISTRATION

CMG343	PRINCIPLES OF PUBLIC ADMINISTRATION	L T P C 3 0 0 3
	UNIT I	(9)
	1. Meaning, Nature and Scope of Public Administration	
	2. Importance of Public Administration	
	3. Evolution of Public Administration	
	UNIT II	(9)
	1. New Public Administration	
	2. New Public Management	
	3. Public and Private Administration	
	UNIT III	(9)
	1. Relationships with Political Science, History and Sociology	
	2. Classical Approach	
	3. Scientific Management Approach	
	UNIT IV	(9)
	1. Bureaucratic Approach: Max Weber	
	2. Human Relations Approach : Elton Mayo	
	3. Ecological Approach : Riggs	
	UNIT V	(9)
	1. Leadership: Leadership - Styles - Approaches	
	2. Communication: Communication Types - Process - Barriers	
	3. Decision Making: Decision Making - Types, Techniques and Processes.	
	TOTAL: 45 PERIODS	
	REFERENCES:	
	1. Avasthi and Maheswari: Public Administration in India, Agra:Lakshmi Narain Agarwal,2013.	
	2. Ramesh K Arora: Indian Public Administration, New Delhi: Wishwa Prakashan, 2012.	
	3. R.B. Jain: Public Administration in India,21st Century Challenges for Good Governance, New Delhi: Deep and Deep, 2002.	
	4. Rumki Basu: Public Administration:Concept and Theories, New Delhi:Sterling, 2013.	
	5. R. Tyagi, Public Administration, Atma Ram & Sons, New Delhi, 1983.	

CMG344

CONSTITUTION OF INDIA

L T P C
3 0 0 3

UNIT I

(9)

1. Constitutional Development Since 1909 to 1947
2. Making of the Constitution.
3. Constituent Assembly

UNIT II

(9)

1. Fundamental Rights
2. Fundamental Duties
3. Directive Principles of State Policy

UNIT III

(9)

1. President
2. Parliament
3. Supreme Court

UNIT IV

(9)

1. Governor
2. State Legislature
3. High Court

UNIT V

(9)

1. Secularism
2. Social Justice
3. Minority Safeguards

TOTAL: 45 PERIODS

REFERENCES:

1. Basu. D.D.: Introduction to Indian Constitution ; Prentice Hall; New Delhi.
2. Kapur. A.C: Indian Government and Political System; S.Chand and Company Ltd., New Delhi.
3. Johari J.C.: Indian Politics, Vishal Publications Ltd, New Delhi
4. Agarwal R.C: Indian Political System; S.Chand & Co., New Delhi

CMG345

PUBLIC PERSONNEL ADMINISTRATION

L T P C
3 0 0 3

UNIT I

(9)

1. Meaning, Scope and Importance of Personnel Administration
2. Types of Personnel Systems: Bureaucratic, Democratic and Representative systems

UNIT II

(9)

1. Generalist Vs Specialist
2. Civil Servants' Relationship with Political Executive
3. Integrity in Administration.

UNIT III

(9)

1. Recruitment: Direct Recruitment and Recruitment from Within
2. Training: Kinds of Training
3. Promotion

UNIT IV (9)
 1. All India Services
 2. Service Conditions
 3. State Public Service Commission

UNIT V (9)
 1. Employer Employee Relations
 2. Wage and Salary Administration
 3. Allowances and Benefits

TOTAL: 45 PERIODS

REFERENCES:

1. Stahl Glean O: Public Personnel Administration
2. Parnandikar Pai V.A: Personnel System for Development Administration.
3. Bhambhiru . P: Bureaucracy and Policy in India.
4. Dwivedi O.P and Jain R.B: India's Administrative state.
5. Muttalis M.A: Union Public Service Commission.
6. Bhakara Rao .V: Employer Employee Relations in India.
7. Davar R.S. Personnel Management & Industrial Relations

CMG346 ADMINISTRATIVE THEORIES L T P C
3 0 0 3

UNIT I (9)
 Meaning, Scope and significance of Public Administration, Evolution of Public Administration as a discipline and Identity of Public Administration

UNIT II (9)
 Theories of Organization: Scientific Management Theory, Classical Model, Human Relations Theory

UNIT III (9)
 Organization goals and Behaviour, Groups in organization and group dynamics, Organizational Design.

UNIT IV (9)
 Motivation Theories, content, process and contemporary; Theories of Leadership: Traditional and Modern: Process and techniques of decision-making

UNIT V (9)
 Administrative thinkers: Kautilya, Woodrow Willson, C.I. Barnard . Peter Drucker

TOTAL: 45 PERIODS

REFERENCES:

1. Crozier M : The Bureaucratic phenomenon (Chand)
2. Blau. P.M and Scott. W : Formal Organizations (RKP)
3. Presthus. R : The Organizational Society (MAC)
4. Alvi, Shum Sun Nisa : Eminent Administrative Thinkers.
5. Keith Davis : Organization Theory (MAC)

CMG347

INDIAN ADMINISTRATIVE SYSTEM

L T P C
3 0 0 3

UNIT I

(9)

Evolution and Constitutional Context of Indian Administration, Constitutional Authorities: Finance Commission, Union Public Services Commission, Election Commission, Comptroller and Auditor General of India, Attorney General of India

UNIT II

(9)

Role & Functions of the District Collector, Relationship between the District Collector and Superintendent of Police, Role of Block Development Officer in development programmes, Local Government

UNIT III

(9)

Main Features of 73rd Constitutional Amendment Act 1992, Salient Features of 74th Constitutional Amendment Act 1992

UNIT IV

(9)

Coalition politics in India, Integrity and Vigilance in Indian Administration

UNIT V

(9)

Corruption – Ombudsman, Lok Pal & Lok Ayuktha

TOTAL: 45 PERIODS

REFERENCES:

1. S.R. Maheswari : Indian Administration
2. Khera. S.S : Administration in India
3. Ramesh K. Arora : Indian Public Administration
4. T.N. Chaturvedi : State administration in India
5. Basu, D.D : Introduction to the Constitution of India

CMG348

PUBLIC POLICY ADMINISTRATION

L T P C
3 0 0 3

UNIT I

(9)

Meaning and Definition of Public Policy - Nature, Scope and Importance of public policy – Public policy relationship with social sciences especially with political science and Public Administration.

UNIT II

(9)

Approaches in Policy Analysis - Institutional Approach – Incremental Approach and System's Approach – Dror's Optimal Model

UNIT III

(9)

Major stages involved in Policy making Process – Policy Formulation – Policy Implementation – Policy Evaluation.

UNIT IV

(9)

Institutional Framework of Policy making – Role of Bureaucracy – Role of Interest Groups and Role of Political Parties.

UNIT V

(9)

Introduction to the following Public Policies – New Economic Policy – Population Policy – Agriculture policy - Information Technology Policy.

TOTAL: 45 PERIODS

REFERENCES:

1. Rajesh Chakrabarti & Kaushik Sanyal : Public Policy in India, Oxford University Press, 2016.

2. Kuldeep Mathur : Public Policy and Politics in India, Oxford University Press, 2016.
3. Bidyutv Chakrabarty: Public Policy: Concept, Theory and Practice, 2015.
4. Pradeep Saxena : Public Policy Administration and Development
5. Sapru R.K. : Public Policy: Formulation, Implementation and Evaluation, Sterling Publishers, 2016.

VERTICAL 4: BUSINESS DATA ANALYTICS

CMG349

STATISTICS FOR MANAGEMENT

**L T P C
3 0 0 3**

OBJECTIVE:

- To learn the applications of statistics in business decision making.

UNIT I INTRODUCTION

9

Basic definitions and rules for probability, Baye's theorem and random variables, Probability distributions: Binomial, Poisson, Uniform and Normal distributions.

UNIT II SAMPLING DISTRIBUTION AND ESTIMATION

9

Introduction to sampling distributions, Central limit theorem and applications, sampling techniques, Point and Interval estimates of population parameters.

UNIT III TESTING OF HYPOTHESIS - PARAMETIRC TESTS

9

Hypothesis testing: one sample and two sample tests for means of large samples (z-test), one sample and two sample tests for means of small samples (t-test), ANOVA one way.

UNIT IV NON-PARAMETRIC TESTS

9

Chi-square tests for independence of attributes and goodness of fit, Kolmogorov-Smirnov – test for goodness of fit, Mann – Whitney U test and Kruskal Wallis test.

UNIT V CORRELATION AND REGRESSION

9

Correlation –Rank Correlation – Regression – Estimation of Regression line – Method of Least Squares – Standard Error of estimate.

TOTAL:45 PERIODS

OUTCOMES:

- To facilitate objective solutions in business decision making.
- To understand and solve business problems
- To apply statistical techniques to data sets, and correctly interpret the results.
- To develop skill-set that is in demand in both the research and business environments
- To enable the students to apply the statistical techniques in a work setting.

REFERENCES:

1. Richard I. Levin, David S. Rubin, Masood H.Siddiqui, Sanjay Rastogi, Statistics for Management, Pearson Education, 8th Edition, 2017.
2. Prem. S. Mann, Introductory Statistics, Wiley Publications, 9th Edition, 2015.
3. T N Srivastava and Shailaja Rego, Statistics for Management, Tata McGraw Hill, 3rd Edition 2017.
4. Ken Black, Applied Business Statistics, 7th Edition, Wiley India Edition, 2012.
5. David R. Anderson, Dennis J. Sweeney, Thomas A.Williams, Jeffrey D.Camm, James J.Cochran, Statistics for business and economics, 13th edition, Thomson (South – Western) Asia, Singapore, 2016.
6. N. D. Vohra, Business Statistics, Tata McGraw Hill, 2017.

OBJECTIVES :

- To know how to derive meaning form huge volume of data and information.
- To understand how knowledge discovering process is used in business decision making.

UNIT I INTRODUCTION**9**

Data mining, Text mining, Web mining, Data ware house.

UNIT II DATA MINING PROCESS**9**Datamining process – KDD, CRISP-DM, SEMMA
Prediction performance measures**UNIT III PREDICTION TECHNIQUES****9**

Data visualization, Time series – ARIMA, Winter Holts,

UNIT IV CLASSIFICATION AND CLUSTERING TECHNIQUES**9**

Classification, Association, Clustering.

UNIT V MACHINE LEARNING AND AI**9**

Genetic algorithms, Neural network, Fuzzy logic, Ant Colony optimization, Particle Swarm optimization

TOTAL: 45 PERIODS**OUTCOMES:**

1. Learn to apply various data mining techniques into various areas of different domains.
2. Be able to interact competently on the topic of data mining for business intelligence.
3. Apply various prediction techniques.
4. Learn about supervised and unsupervised learning technique.
5. Develop and implement machine learning algorithms

REFERENCES :

1. Jaiwei Ham and Micheline Kamber, Data Mining concepts and techniques, Kauffmann Publishers 2006
2. Efraim Turban, Ramesh Sharda, Jay E. Aronson and David King, Business Intelligence, Prentice Hall, 2008.
3. W.H.Inmon, Building the Data Warehouse, fourth edition Wiley India pvt. Ltd. 2005.
4. Ralph Kimball and Richard Merz, The data warehouse toolkit, John Wiley, 3rd edition,2013.
5. Michel Berry and Gordon Linoff, Mastering Data mining, John Wiley and Sons Inc, 2nd Edition, 2011
6. Michel Berry and Gordon Linoff, Data mining techniques for Marketing, Sales and Customer support, John Wiley, 2011
7. G. K. Gupta, Introduction to Data mining with Case Studies, Prentice hall of India, 2011
8. Giudici, Applied Data mining – Statistical Methods for Business and Industry, John Wiley. 2009
9. Elizabeth Vitt, Michael Luckevich Stacia Misner, Business Intelligence, Microsoft, 2011
10. Michalewicz Z., Schmidt M. Michalewicz M and Chiriac C, Adaptive Business Intelligence, Springer – Verlag, 2007
11. GalitShmueli, Nitin R. Patel and Peter C. Bruce, Data Mining for Business Intelligence – Concepts, Techniques and Applications Wiley, India, 2010.

OBJECTIVE:

- To develop the ability of the learners to define and implement HR metrics that are aligned with the overall business strategy.
- To know the different types of HR metrics and understand their respective impact and application.
- To understand the impact and use of HR metrics and their connection with HR analytics.
- To understand common workforce issues and resolving them using people analytics.

UNIT I INTRODUCTION TO HR ANALYTICS 9

People Analytics - stages of maturity - Human Capital in the Value Chain : impact on business – HR metrics and KPIs.

UNIT II HR ANALYTICS I: RECRUITMENT 9

Recruitment Metrics : Fill-up ratio - Time to hire - Cost per hire - Early turnover - Employee referral hires - Agency hires - Lateral hires - Fulfillment ratio- Quality of hire.

UNIT III HR ANALYTICS - TRAINING AND DEVELOPMENT 9

Training & Development Metrics : Percentage of employees trained- Internally and externally trained -Training hours and cost per employee - ROI.

UNIT IV HR ANALYTICS EMPLOYEE ENGAGEMENT AND CAREER PROGRESSION 9

Employee Engagement Metrics :Talent Retention index - Voluntary and involuntary turnover-grades, performance, and service tenure - Internal hired index Career Progression Metrics: Promotion index - Rotation index - Career path index.

UNIT V HR ANALYTICS IV: WORKFORCE DIVERSITY AND DEVELOPMENT 9

Workforce Diversity and Development Metrics : Employees per manager – Workforce age profiling - Workforce service profiling - Churnover index - Workforce diversity index - Gender mix

TOTAL: 45 PERIODS**OUTCOME:**

- The learners will be conversant about HR metrics and ready to apply at work settings.
- The learners will be able to resolve HR issues using people analytics.

REFERENCES:

1. JacFitzenz , The New HR Analytics, AMACOM , 2010.
2. Edwards M. R., & Edwards K, Predictive HR Analytics: Mastering the HR Metric.London: Kogan Page.2016.
3. Human Resources kit for Dummies – 3 rd edition – Max Messmer, 2003
4. Dipak Kumar Bhattacharyya, HR Analytics ,Understanding Theories and Applications, SAGE Publications India ,2017.
5. Sesil, J. C. , Applying advanced analytics to HR management decisions: Methods fo selection, developing incentives, and improving collaboration. Upper Saddle River,New Jersey: Pearson Education,2014.
6. Pease, G., & Beresford, B, Developing Human Capital: Using Analytics to Plan and Optimize Your Learning and Development Investments. Wiley ,2014.
7. Phillips, J., & Phillips, P.P, Making Human Capital Analytics Work: Measuring the ROI of Human Capital Processes and OUTCOME. McGraw-Hill,2014.
8. HR Scorecard and Metrices, HBR, 2001.

OBJECTIVE:

- To showcase the opportunities that exist today to leverage the power of the web and social media

UNIT I MARKETING ANALYTICS**9**

Marketing Budget and Marketing Performance Measure, Marketing - Geographical Mapping, Data Exploration, Market Basket Analysis

UNIT II COMMUNITY BUILDING AND MANAGEMENT**9**

History and Evolution of Social Media-Understanding Science of Social Media –Goals for using Social Media- Social Media Audience and Influencers - Digital PR- Promoting Social Media Pages- Linking Social Media Accounts-The Viral Impact of Social Media.

UNIT III SOCIAL MEDIA POLICIES AND MEASUREMENTS**9**

Social Media Policies-Etiquette, Privacy- ethical problems posed by emerging social media technologies - The Basics of Tracking Social Media.

UNIT IV WEB ANALYTICS**9**

Data Collection, Overview of Qualitative Analysis, Business Analysis, KPI and Planning, Critical Components of a Successful Web Analytics Strategy, Proposals & Reports, Web Data Analysis.

UNIT V SEARCH ANALYTICS**9**

Search engine optimization (SEO), user engagement, user-generated content, web traffic analysis, online security, online ethics, data visualization.

TOTAL: 45 PERIODS**OUTCOME:**

- The Learners will understand social media, web and social media analytics and their potential impact.

REFERENCES:

1. K. M. Shrivastava, Social Media in Business and Governance, Sterling Publishers Private Limited, 2013
2. Christian Fuchs, Social Media a critical introduction, SAGE Publications Ltd, 2014
3. Bittu Kumar, Social Networking, V & S Publishers, 2013
4. Avinash Kaushik, Web Analytics - An Hour a Day, Wiley Publishing, 2007
5. Ric T. Peterson, Web Analytics Demystified, Celilo Group Media and CafePress 2004
6. Takeshi Moriguchi, Web Analytics Consultant Official Textbook, 7th Edition, 2016

OBJECTIVE:

➤ To treat the subject in depth by emphasizing on the advanced quantitative models and methods in operations and supply chain management and its practical aspects and the latest developments in the field.

UNIT I INTRODUCTION**9**

Descriptive, predictive and prescriptive analytics, Data Driven Supply Chains – Basics, transforming supply chains.

UNIT II WAREHOUSING DECISIONS**9**

P-Median Methods - Guided LP Approach, Greedy Drop Heuristics, Dynamic Location Models, Space Determination and Layout Methods.

UNIT III INVENTORY MANAGEMENT**9**

Dynamic Lot sizing Methods, Multi-Echelon Inventory models, Aggregate Inventory system and LIMIT, Risk Analysis in Supply Chain, Risk pooling strategies.

UNIT IV TRANSPORTATION NETWORK MODELS**9**

Minimal Spanning Tree, Shortest Path Algorithms, Maximal Flow Problems, Transportation Problems, Set covering and Set Partitioning Problems, Travelling Salesman Problem, Scheduling Algorithms.

UNIT V MCDM MODELS**9**

Analytic Hierarchy Process(AHP), Data Envelopment Analysis (DEA), Fuzzy Logic an Techniques, the analytical network process (ANP), TOPSIS.

TOTAL: 45 PERIODS**OUTCOME:**

➤ To enable quantitative solutions in business decision making under conditions of certainty, risk and uncertainty.

REFERENCES:

1. Nada R. Sanders, Big data driven supply chain management: A framework for implementing analytics and turning information into intelligence, Pearson Education, 2014.
2. Michael Watson, Sara Lewis, Peter Cacioppi, Jay Jayaraman, Supply Chain Network Design: Applying Optimization and Analytics to the Global Supply Chain, Pearson Education, 2013.
3. Anna Nagurney, Min Yu, Amir H. Masoumi, Ladimer S. Nagurney, Networks Against Time: Supply Chain Analytics for Perishable Products, Springer, 2013.
4. Muthu Mathirajan, Chandrasekharan Rajendran, Sowmyanarayanan Sadagopan, Arunachalam Ravindran, Parasuram Balasubramanian, Analytics in Operations/Supply Chain Management , I.K. International Publishing House Pvt. Ltd., 2016.
5. Gerhard J. Plenert, Supply Chain Optimization through Segmentation and Analytics, CRC Press, Taylor & Francis Group, 2014.

OBJECTIVE:

➤ This course introduces a core set of modern analytical tools that specifically target finance applications.

UNIT I CORPORATE FINANCE ANALYSIS**9**

Basic corporate financial predictive modelling- Project analysis- cash flow analysis- cost of capital, Financial Break even modelling, Capital Budget model-Payback, NPV, IRR.

UNIT II FINANCIAL MARKET ANALYSIS**9**

Estimation and prediction of risk and return (bond investment and stock investment) –Time series-examining nature of data, Value at risk, ARMA, ARCH and GARCH.

UNIT III PORTFOLIO ANALYSIS**9**

Portfolio Analysis – capital asset pricing model, Sharpe ratio, Option pricing models- binomial model for options, Black Scholes model and Option implied volatility.

UNIT IV TECHNICAL ANALYSIS**9**

Prediction using charts and fundamentals – RSI, ROC, MACD, moving average and candle charts, simulating trading strategies. Prediction of share prices.

UNIT V CREDIT RISK ANALYSIS**9**

Credit Risk analysis- Data processing, Decision trees, logistic regression and evaluating credit risk model.

TOTAL: 45 PERIODS**OUTCOME**

➤ The learners should be able to perform financial analysis for decision making using excel, Python and R.

REFERENCES:

1. Financial analytics with R by Mark J. Bennett, Dirk L. Hugen, Cambridge university press.
2. Haskell Financial Data Modeling and Predictive Analytics Paperback – Import, 25 Oct 2013 by Pavel Ryzhov.
3. Quantitative Financial Analytics: The Path To Investment Profits Paperback – Import, 11 Sep 2017 by Edward E Williams (Author), John A Dobelman.
4. Python for Finance - Paperback – Import, 30 Jun 2017 by Yuxing Yan (Author).
5. Mastering Python for Finance Paperback – Import, 29 Apr 2015 by James Ma Weiming.

VERTICAL 5: ENVIRONMENT AND SUSTAINABILITY

CES331 SUSTAINABLE INFRASTRUCTURE DEVELOPMENT

L T P C

3 0 0 3

OBJECTIVE:

- To impart knowledge about sustainable Infrastructure development goals, practices and to understand the concepts of sustainable planning, design, construction, maintenance and decommissioning of infrastructure projects.

UNIT I SUSTAINABLE DEVELOPMENT GOALS

9

Definitions, principles and history of Sustainable Development - Sustainable development goals (SDG): global and Indian – Infrastructure Demand and Supply - Environment and Development linkages - societal and cultural demands – Sustainability indicators - Performance indicators of sustainability and Assessment mechanism - Policy frameworks and practices: global and Indian – Infrastructure Project finance – Infrastructure project life cycle - Constraints and barriers for sustainable development - future directions.

UNIT II SUSTAINABLE INFRASTRUCTURE PLANNING

9

Overview of Infrastructure projects: Housing sector, Power sector, Water supply, road, rail and port transportation sector, rural and urban infrastructure. Environmental Impact Assessment (EIA), Land acquisition -Legal aspects, Resettlement & Rehabilitation and Development - Cost effectiveness Analysis - Risk Management Framework for Infrastructure Projects, Economic, demand, political, socio-environmental and cultural risks. Shaping the Planning Phase of Infrastructure Projects to mitigate risks, Designing Sustainable Contracts, Negotiating with multiple Stakeholders on Infrastructure Projects. Use of ICT tools in planning – Integrated planning – Clash detection in construction - BIM (Building Information Modelling).

UNIT III SUSTAINABLE CONSTRUCTION PRACTICES AND TECHNIQUES

9

Sustainability through lean construction approach - Enabling lean through information technology – Lean in planning and design - IPD (Integrated Project Delivery) - Location Based Management System - Geospatial Technologies for machine control, site management, precision control and real time progress monitoring - Role of logistics in achieving sustainable construction – Data management for integrated supply chains in construction - Resource efficiency benefits of effective logistics - Sustainability in geotechnical practice – Design considerations, Design Parameters and Procedures – Quality control and Assurance - Use of sustainable construction techniques: Precast concrete technology, Pre-engineered buildings.

UNIT IV SUSTAINABLE CONSTRUCTION MATERIALS

9

Construction materials: Concrete, steel, glass, aluminium, timber and FRP - No/Low cement concrete - Recycled and manufactured aggregate - Role of QC and durability - Sustainable consumption – Eco-efficiency - green consumerism - product stewardship and green engineering - Extended producer responsibility – Design for Environment Strategies, Practices, Guidelines, Methods, And Tools. Eco-design strategies –Design for Disassembly - Dematerialization, rematerialization, transmaterialization – Green procurement and green distribution - Analysis framework for reuse and recycling – Typical constraints on reuse and recycling - Communication of Life Cycle Information - Indian Eco mark scheme - Environmental product declarations – Environmental marketing- Life cycle Analysis (LCA), Advances in LCA: Hybrid LCA, Thermodynamic LCA - Extending LCA - economic dimension, social dimension - Life cycle costing (LCC) - Combining LCA and LCC – Case studies

UNIT V SUSTAINABLE MAINTENANCE OF INFRASTRUCTURE PROJECTS

9

Case Studies - Sustainable projects in developed countries and developing nations - An Integrated Framework for Successful Infrastructure Planning and Management - Information Technology and Systems for Successful Infrastructure Management, - Structural Health Monitoring for Infrastructure projects - Innovative Design and Maintenance of Infrastructure Facilities - Capacity Building and Improving the Governments Role in Infrastructure Implementation, Infrastructure Management Systems and Future Directions. – Use of Emerging Technologies – IoT, Big Data Analytics and Cloud Computing, Artificial Intelligences, Machine and Deep Learning, Fifth Generation (5G) Network services for maintenance .

TOTAL: 45 PERIODS

OUTCOME:

On completion of the course, the student is expected to be able to

CO1 Understand the environment sustainability goals at global and Indian scenario.

CO2 Understand risks in development of projects and suggest mitigation measures.

CO3 Apply lean techniques, LBMS and new construction techniques to achieve sustainability in infrastructure construction projects.

CO4 Explain Life Cycle Analysis and life cycle cost of construction materials.

CO5 Explain the new technologies for maintenance of infrastructure projects.

REFERENCES:

1. Charles J Kibert, Sustainable Construction : Green Building Design & Delivery, 4th Edition , Wiley Publishers 2016.
2. Steve Goodhew, Sustainable Construction Process, Wiley Blackwell,UK, 2016.
3. Craig A. Langston & Grace K.C. Ding, Sustainable Practices in the Built Environment, Butterworth Heinemann Publishers, 2011.
4. William P Spence, Construction Materials, Methods & Techniques (3e), Yesdee Publication Pvt. Ltd, 2016.
5. New Building Materials and Construction World magazine
6. Kerry Turner. R, "Sustainable Environmental Management", Principles and Practice Publisher:Belhaven Press,ISBN:1852930039.
7. Munier N, "Introduction to Sustainability", Springer2005
8. Sharma, "Sustainable Smart Cities In India: Challenges And Future Perspectives", SPRINGER, 2022.
9. Ralph Horne, Tim Grant, KarliVerghese, Life Cycle Assessment: Principles, Practice and Prospects, Csiro Publishing,2009
10. European Commission - Joint Research Centre - Institute for Environment and Sustainability: International Reference Life Cycle Data System (ILCD) Handbook - General guide for Life Cycle Assessment - Detailed guidance. Luxembourg. European Union;2010
11. Hudson, Haas, Uddin, Infrastructure management: integrating design, construction, maintenance, rehabilitation, and renovation, McGraw Hill, (1997).
12. GregerLundesjö, Supply Chain Management and Logistics in Construction: Delivering Tomorrow's Built Environment, Kogan Page Publishers, 2015.

CO's- PO's & PSO's MAPPING

CO's	PO's												PSO's		
	1	2	3	4	5	6	7	8	9	10	11	12	1	2	3
1	2		1	1		2	3	1	1		2	1	1	2	1
2	3	1	3	2	1	2	2		1	1	1	2	2	2	2
3	2	2	3	1	1	1	1				1	1	1	3	1
4	3	1	3	2	2	1	3	1	1	1	1	2	2	2	2
5	3	1	2	2	2	2	3	1		1	1	2	2	3	2
Avg.	3	1	3	2	2	2	3	1	1	1	1	2	2	3	2

OBJECTIVES:

- To educate the students about the issues of sustainability in agroecosystems, introduce the concepts and principles of agroecology as applied to the design and management of sustainable agricultural systems for a changing world.

UNIT I AGROECOLOGY, AGROECOSYSTEM AND SUSTAINABLE AGRICULTURE CONCEPTS**9**

Ecosystem definition - Biotic Vs. abiotic factors in an ecosystem - Ecosystem processes - Ecological services and agriculture - Problems associated with industrial agriculture/food systems - Defining sustainability - Characteristics of sustainable agriculture - Difference between regenerative and sustainable agriculture systems

UNIT II SOIL HEALTH, NUTRIENT AND PEST MANAGEMENT**9**

Soil health definition - Factors to consider (physical, chemical and biological) - Composition of healthy soils - Soil erosion and possible control measures - Techniques to build healthy soil - Management practices for improving soil nutrient - Ecologically sustainable strategies for pest and disease control

UNIT III WATER MANAGEMENT**9**

Soil water storage and availability - Plant yield response to water - Reducing evaporation in agriculture - Earthworks and tanks for rainwater harvesting - Options for improving the productivity of water - Localized irrigation - Irrigation scheduling - Fertigation - Advanced irrigation systems and agricultural practices for sustainable water use

UNIT IV ENERGY AND WASTE MANAGEMENT**9**

Types and sources of agricultural wastes - Composition of agricultural wastes - Sustainable technologies for the management of agricultural wastes - Useful and high value materials produced using different processes from agricultural wastes - Renewable energy for sustainable agriculture

UNIT V EVALUATING SUSTAINABILITY IN AGROECOSYSTEMS**9**

Indicators of sustainability in agriculture - On-farm evaluation of agroecosystem sustainability - Alternative agriculture approaches/ farming techniques for sustainable food production - Goals and components of a community food system - Case studies

TOTAL: 45 PERIODS**OUTCOME**

- On completion of the course, the student is expected to be able to
- CO1** Have an in-depth knowledge about the concepts, principles and advantages of sustainable agriculture
- CO2** Discuss the sustainable ways in managing soil health, nutrients, pests and diseases
- CO3** Suggest the ways to optimize the use of water in agriculture to promote an ecological use of resources
- CO4** Develop energy and waste management plans for promoting sustainable agriculture in non-sustainable farming areas
- CO5** Assess an ecosystem for its level of sustainability and prescribe ways of converting to a sustainable system through the redesign of a conventional agroecosystem

REFERENCES:

- Approaches to Sustainable Agriculture – Exploring the Pathways Towards the Future of Farming, Oberc, B.P. & Arroyo Schnell, A., IUCN, Belgium, 2020
- Natural bioactive products in sustainable agriculture, Singh, J. & Yadav, A.N., Springer, 2020
- Organic Farming for Sustainable Agriculture, Nandwani, D., Springer, 2016
- Principles of Agronomy for Sustainable Agriculture, Villalobos, F.J. & Fereres, E., Springer, 2016
- Sustainable Agriculture for Food Security: A Global Perspective, Balkrishna, A., CRC Press, 2021

CO's- PO's & PSO's MAPPING

CO's	PO's												PSO's		
	1	2	3	4	5	6	7	8	9	10	11	12	1	2	3
1		2						2		2			2	2	
2		2		2	2	2							3	2	
3				2		2							3	2	3
4	3	2			2			2	2	2	2		3	2	3
5		2	3	2			1					1		2	
Avg.	3	2	3	2	2	2	1	2	2	2	2	1	3	2	3

1 – Low; 2 – Medium; 3 – High; ‘-’ – No correlation

CES333

SUSTAINABLE BIOMATERIALS

L T P C
3 0 0 3**OBJECTIVES**

- To impart knowledge of biomaterials and their properties
- To learn about Fundamentals aspects of Biopolymers and their applications
- To learn about bioceramics and biopolymers
- To introduce the students about metals as biomaterials and their usage as implants
- To make the students understand the significance of bionanomaterials and its applications.

UNIT I INTRODUCTION TO BIOMATERIALS

9

Introduction: Definition of biomaterials, requirements & classification of biomaterials- Types of Biomaterials- Degradable and resorbable biomaterials- engineered natural materials- Biocompatibility-Hydrogels-pyrolitic carbon for long term medical implants-textured and porous materials-Bonding types- crystal structure-imperfection in crystalline structure-surface properties and adhesion of materials –strength of biological tissues-performance of implants-tissue response to implants- Impact and Future of Biomaterials

UNIT II BIO POLYMERS

9

Molecular structure of polymers -Molecular weight - Types of polymerization techniques–Types of polymerization reactions- Physical states of polymers- Common polymeric biomaterials - Polyethylene -Polymethylmethacrylate (PMMA-Polylactic acid (PLA) and polyglycolic acid (PGA) - Polycaprolactone (PCL) - Other biodegradable polymers –Polyurethan- reactions polymers for medical purposes - Collagens- Elastin- Cellulose and derivatives-Synthetic polymeric membranes and their biological applications

UNIT III BIO CERAMICS AND BIOCOMPOSITES

9

General properties- Bio ceramics -Silicate glass - Alumina (Al₂O₃) -Zirconia (ZrO₂)-Carbon-Calcium phosphates (CaP)- Resorbable Ceramics- surface reactive ceramics- Biomedical Composites-Polymer Matrix Composite(PMC)-Ceramic Matrix Composite(CMC)-Metal Matrix Composite (MMC)–glass ceramics - Orthopedic implants-Tissue engineering scaffolds

UNIT IV METALS AS BIOMATERIALS

9

Biomedical metals-types and properties-stainless steel-Cobalt chromium alloys-Titanium alloys-Tantalum-Nickel titanium alloy (Nitinol)- magnesium-based biodegradable alloys-surface properties of metal implants for osteointegration-medical application-corrosion of metallic implants – biological tolerance of implant metals

UNIT V NANOBIOMATERIALS

9

Meatlicnanobiomaterials–Nanopolymers-Nanoceramics- Nanocomposites -Carbon based nanobiomaterials - transport of nanoparticles- release rate-positive and negative effect of nanosize-nanofibres-Nano and micro features and their importance in implant performance-

Nanosurface and coats-Applications nanoantibiotics-Nanomedicines- Biochips – Biomimetics- BioNEMs -Biosensor-Bioimaging/Molecular Imaging- challenges and future perspective.

TOTAL : 45 PERIODS

OUTCOMES

- Students will gain familiarity with Biomaterials and they will understand their importance.
- Students will get an overview of different biopolymers and their properties
- Students gain knowledge on some of the important Bioceramics and Biocomposite materials
- Students gain knowledge on metals as biomaterials
- Student gains knowledge on the importance of nanobiomaterials in biomedical applications.

REFERENCES

1. C. Mauli Agrawal, Joo L. Ong, Mark R. Appleford, Gopinath Mani “Introduction to Biomaterials Basic Theory with Engineering Applications” Cambridge University Press, 2014.
2. Donglu shi “Introduction to Biomaterials” Tsinghua University press, 2006.
3. Joon Park, R.S.Lakes “Biomaterials An Introduction” third edition, Springer 2007.
4. M.Jaffe,W.Hammond, P.Tolias and T.Arinzeh “Characterization of Biomaterials” Wood head publishing, 2013.
5. Buddy D.Ratner and Allan S.Hoffman Biomaterials Science “An Introduction to Material in Medicine” Third Edition, 2013.
6. VasifHasirci, NesrinHasirci “Fundamentals of Biomaterials” Springer, 2018
7. Leopoldo Javier Rios Gonzalez. “Handbook of Research on Bioenergy and Biomaterials: Consolidated and green process” Apple academic press, 2021.
8. Devarajan Thangadurai, Jeyabalan Sangeetha, Ram Prasad “Functional Bionanomaterials” springer, 2020.
9. Sujata.V.Bhat Biomaterials; Narosa Publishing house, 2002.

CES334

MATERIALS FOR ENERGY SUSTAINABILITY

**L T P C
3 0 0 3**

OBJECTIVES

- To familiarize the students about the challenges and demands of energy sustainability
- To provide fundamental knowledge about electrochemical devices and the materials used.
- To introduce the students to various types of fuel cell
- To enable students to appreciate novel materials and their usage in photovoltaic application
- To introduce students to the basic principles of various types Supercapacitors and the materials used.

UNIT I SUSTAINABLE ENERGY SOURCES

9

Introduction to energy demand and challenges ahead – sustainable source of energy (wind, solar etc.) – electrochemical energy systems for energy harvesting and storage – materials for sustainable electrochemical systems building – India centric solutions based on locally available materials – Economics of wind and solar power generators vs. conventional coal plants – Nuclear energy

UNIT II ELECTROCHEMICAL DEVICES

9

Electrochemical Energy – Difference between primary and secondary batteries – Secondary battery (Li-ion battery, Sodium-ion battery, Li-S battery, Li-O₂ battery, Nickel Cadmium, Nickel Metal Hydride) – Primary battery (Alkaline battery, Zinc-Carbon battery) – Materials for battery (Anode materials – Lithiated graphite, Sodiated hard carbon, Silicon doped graphene, Lithium Titanate) (Cathode Materials – S, LiCoO₂, LiFePO₄, LiMn₂O₄) – Electrolytes for Lithium-ion battery (ethylene carbonate and propylene carbonate based)

UNIT III FUEL CELLS

9

Principle of operation of fuel cells – types of fuel cells (Proton exchange membrane fuel cells, alkaline fuel cell, direct methanol fuel cells, direct borohydride fuel cells, phosphoric acid fuel cells, solid oxide fuel cells, and molten carbonate fuel cells) – Thermodynamics of fuel cell – Fuel utilization – electrolyte membrane (proton conducting and anion conducting) – Catalysts (Platinum, Platinum alloys, carbon supported platinum systems and metal oxide supported platinum catalysts) – Anatomy of fuel cells (gas diffusion layer, catalyst layer, flow field plate, current conductors, bipolar plates and monopolar plates).

UNIT IV PHOTOVOLTAICS

9

Physics of the solar cell – Theoretical limits of photovoltaic conversion – bulk crystal growth of Si and wafering for photovoltaic application - Crystalline silicon solar cells – thin film silicon solar cells – multijunction solar cells – amorphous silicon based solar cells – photovoltaic concentrators – Cu(InGa)Se₂ solar cells – Cadmium Telluride solar cells – dye sensitized solar cells – Perovskite solar cells – Measurement and characterization of solar cells - Materials used in solar cells (metallic oxides, CNT films, graphene, OD fullerenes, single-multi walled carbon nanotubes, two-dimensional Graphene, organic or Small molecule-based solar cells materials - copper-phthalocyanine and perylenetetracarboxylicbis - benzene – fullerenes - boron subphthalocyanine(II) phthalocyanine)

UNIT V SUPERCAPACITORS

9

Supercapacitor –types of supercapacitors (electrostatic double-layer capacitors, pseudo capacitors and hybrid capacitors) - design of supercapacitor-three and two electrode cell-parameters of supercapacitor- Faradaic and non - Faradaic capacitance – electrode materials (transition metal oxides (MO), mixed metal oxides, conducting polymers (CP), Mxenes, nanocarbons, non-noble metal, chalcogenides, hydroxides and 1D-3D metal-organic frame work (MOF), activated carbon fibres (ACF)- Hydroxides-Based Materials - Polyaniline (PANI), a ternary hybrid composite-conductive polypyrrole hydrogels – Different types of nanocomposites for the SC electrodes (carbon-carbon composites, carbon-MOs composites, carbon-CPs composites and MOs-CPs composites) - Two-Dimensional (2D) Electrode Materials - 2D transition metal carbides, carbonitrides, and nitrides.

TOTAL : 45 PERIODS

OUTCOMES

- Students will acquire knowledge about energy sustainability.
- Students understand the principles of different electrochemical devices.
- Students learn about the working of fuel cells and their application.
- Students will learn about various Photovoltaic applications and the materials used.
- The students gain knowledge on different types of supercapacitors and the performance of various materials

REFERENCES

1. Functional materials for sustainable energy applications; John A. Kilner, Stephen J. Skinner, Stuart J. C. Irvine and Peter P. Edwards.
2. Hand Book of Fuel Cells: Fuel Cell Technology and Applications, Wolf Vielstich, Arnold Lamm, Hubert Andreas Gasteiger, Harumi Yokokawa, Wiley, London 2003.
3. B.E. Conway, Electrochemical supercapacitors: scientific fundamentals and technological applications, Kluwer Academic / Plenum publishers, New York, 1999.
4. T.R. Crompton, Batteries reference book, Newners, 3rd Edition, 2002.
5. Materials for Supercapacitor applications; B.Viswanathan. M.Aulice Scibioh
6. Electrode Materials for Supercapacitors: A Review of Recent Advances, Parnia Forouzandeh, Vignesh Kumaravel and Suresh C. Pillai, catalysts 2020.
7. Recent advances, practical challenges, and perspectives of intermediate temperature solid oxide fuel cell cathodes Amanda Ndubuisi, Sara Abouali, Kalpana Singh and VenkataramanThangadurai, J. Mater. Chem. A, 2022.
8. Review of next generation photovoltaic solar cell technology and comparative materialistic development Neeraj Kant, Pushpendra Singh, Materials Today: Proceedings, 2022.

COURSE OBJECTIVE:

- To acquire knowledge on green systems and the environment, energy technology and efficiency, and sustainability.
- To provide green engineering solutions to energy demand, reduced energy footprint.

UNIT I PRINCIPLES OF GREEN CHEMISTRY 9

Historical Perspectives and Basic Concepts. The twelve Principles of Green Chemistry and green engineering. Green chemistry metrics- atom economy, E factor, reaction mass efficiency, and other green chemistry metrics, application of green metrics analysis to synthetic plans.

UNIT II POLLUTION TYPES 9

Pollution – types, causes, effects, and abatement. Waste – sources of waste, different types of waste, chemical, physical and biochemical methods of waste minimization and recycling.

UNIT III GREEN REAGENTS AND GREEN SYNTHESIS 9

Environmentally benign processes- alternate solvents- supercritical solvents, ionic liquids, water as a reaction medium, energy-efficient design of processes- photo, electro and sono chemical methods, microwave-assisted reactions

UNIT IV DESIGNING GREEN PROCESSES 9

Safe design, process intensification, in process monitoring. Safe product and process design – Design for degradation, Real-time Analysis for pollution prevention, inherently safer chemistry for accident prevention

UNIT V GREEN NANOTECHNOLOGY 9

Nanomaterials for water treatment, nanotechnology for renewable energy, nanotechnology for environmental remediation and waste management, nanotechnology products as potential substitutes for harmful chemicals, environmental concerns with nanotechnology

TOTAL: 45 PERIODS**COURSE OUTCOMES**

CO1: To understand the principles of green engineering and technology

CO2: To learn about pollution using hazardous chemicals and solvents

CO3: To modify processes and products to make them green and safe.

CO4: To design processes and products using green technology

CO5 – To understand advanced technology in green synthesis

TEXT BOOKS

1. Green technology and design for the environment, Samir B. Billatos, Nadia A. Basaly, Taylor & Francis, Washington, DC, ©1997
2. Green Chemistry – An introductory text - M. Lancaster, RSC,2016.
3. Green chemistry metrics - Alexi Lapkin and david Constable (Eds) , Wiley publications,2008

REFERENCE BOOKS

1. Environmental chemistry, Stanley E Manahan, Taylor and Francis, 2017

OBJECTIVES:

- to understand and study the complexity of the environment in relation to pollutants generated due to industrial activity.
- To analyze the quality of the environmental parameters and monitor the same for the purpose of environmental risk assessment.

UNIT I ENVIRONMENTAL MONITORING AND STANDARDS 9

Introduction- Environmental Standards- Classification of Environmental Standards- Global Environmental Standards- Environmental Standards in India- Ambient air quality standards- water quality standard- Environmental Monitoring-Need for environmental monitoring- Concepts of environmental monitoring- Techniques of Environmental Monitoring.

UNIT II MONITORING OF ENVIRONMENTAL PARAMETERS 9

Current Environmental Issues- Global Environmental monitoring programme-International conventions- Application of Environmental Monitoring- Atmospheric Monitoring - screening parameters – Significance of environmental sampling- sampling methods – water sampling - sampling of ambient air-sampling of flue gas.

UNIT III ANALYTICAL METHODS FOR ENVIRONMENTAL MONITORING 9

Classification of Instrumental Method- Analysis of Organic Pollutants by Spectrophotometric methods -Determination of nitrogen, phosphorus and, chemical oxygen demand (COD) in sewage; Biochemical oxygen demand (BOD)- Sampling techniques for air pollution measurements; analysis of particulates and air pollutants like oxides of nitrogen, oxides of sulfur, carbon monoxide, hydrocarbon; Introduction to advanced instruments for environmental analysis

UNIT IV ENVIRONMENTAL MONITORING PROGRAMME (EMP) & RISKASSESSMENT 9

Water quality monitoring programme- national water quality monitoring- Parameters for National Water Quality Monitoring- monitoring protocol; Process of risk assessment- hazard identification- exposure assessment- dose-response assessment; risk characterization.

UNIT V AUTOMATED DATA ACQUISITION AND PROCESSING 9

Data Acquisition for Process Monitoring and Control - The Data Acquisition System - Online Data Acquisition, Monitoring, and Control - Implementation of a Data Management System - Review of Observational Networks -Sensors and transducers- classification of transducers- data acquisition system- types of data acquisition systems- data management and quality control; regulatory overview.

TOTAL: 45 PERIODS**COURSE OUTCOMES**

After completion of this course, the students will know

- CO1 Basic concepts of environmental standards and monitoring.
- CO2 the ambient air quality and water quality standards;
- CO3 the various instrumental methods and their principles for environmental monitoring
- CO4 The significance of environmental standards in monitoring quality and sustainability of the environment.
- CO5 the various ways of raising environmental awareness among the people.
- CO6 Know the standard research methods that are used worldwide for monitoring the environment.

TEXTBOOKS

1. Environmental monitoring Handbook, Frank R. Burden, © 2002 by The McGraw-Hill Companies, Inc.
2. Handbook of environmental analysis: chemical pollutants in the air, water, soil, and solid wastes / Pradyot Patnaik, © 1997 by CRC Press, Inc

REFERENCES

1. Environmental monitoring / edited by G. Bruce Wiersma, © 2004 by CRC Press LLC.
2. H. H. Willard, L. L. Merit, J. A. Dean and F. A. Settle, Instrumental Methods of Analysis, CBP Publishers and Distributors, New Delhi, 1988.
3. Heaslip, G. (1975) Environmental Data Handling. John Wiley & Sons. New York.

CO's- PO's & PSO's MAPPING

Course Outcomes	Program Outcomes														
	PO 1	PO 2	PO 3	PO 4	PO 5	PO 6	PO 7	PO 8	PO 9	PO 10	PO 11	PO 12	PS O1	PS O2	PS O3
CO1	1	1	1	-	-	-	-	-	-	-	-	-	3	-	-
CO2	1	1	1	1	1	-	-	-	1	-	2	2	2	1	1
CO3	1	1	2	1	1	-	-	-	2	-	1	1	1	-	-
CO4	1	2	3	3	1	-	-	-	2	-	3	3	1	-	-
CO5	1	1	3	2	1	-	-	-	3	-	3	1	2	-	-
CO6	3	2	3	3	2	-	-	-	3	-	3	3	3	1	1
Over all	3	2	3	3	2	-	-	-	3	-	3	3	3	1	1

CES337 INTEGRATED ENERGY PLANNING FOR SUSTAINABLE DEVELOPMENT

L T P C
3 0 0 3

COURSE OBJECTIVES:

1. To create awareness on the energy scenario of India with respect to world
2. To understand the fundamentals of energy sources, energy efficiency and resulting environmental implications of energy utilisation
3. Familiarisation on the concept of sustainable development and its benefits
4. Recognize the potential of renewable energy sources and its conversion technologies for attaining sustainable development
5. Acquainting with energy policies and energy planning for sustainable development

UNIT I ENERGY SCENARIO 9

Comparison of energy scenario – India and World (energy sources, generation mix, consumption pattern, T&D losses, energy demand, per capita energy consumption) – energy pricing – Energy security.

UNIT II ENERGY AND ENVIRONMENT 9

Conventional Energy Sources - Emissions from fuels – Air, Water and Land pollution – Environmental standards - measurement and controls

UNIT III SUSTAINABLE DEVELOPMENT 9

Sustainable Development: Concepts and Stakeholders, Sustainable Development Goal (SDG) - Social development: Poverty, conceptual issues and measures, impact of poverty. Globalization and Economic growth - Economic development: Economic inequalities, Income and growth.

UNIT IV RENEWABLE ENERGY TECHNOLOGY 9

Renewable Energy – Sources and Potential – Technologies for harnessing from Solar, Wind, Hydro, Biomass and Oceans – Principle of operation, relative merits and demerits

UNIT V ENERGY PLANNING FOR SUSTAINABLE DEVELOPMENT 9

National & State Energy Policy - National solar mission - Framework of Central Electricity Authority - National Hydrogen Mission - Energy and climate policy - State Energy Action Plan, RE integration, Road map for ethanol blending, Energy Efficiency and Energy Mix

COURSE OUTCOMES:

Upon completion of this course, the students will be able to

1. Understand the world and Indian energy scenario
2. Analyse energy projects, its impact on environment and suggest control strategies
3. Recognise the need of Sustainable development and its impact on human resource development
4. Apply renewable energy technologies for sustainable development
5. Fathom Energy policies and planning for sustainable development.

REFERENCES:

1. Energy Manager Training Manual (4Volumes) available at [http://www.em-
ea.org/gbook1.asp](http://www.em-
ea.org/gbook1.asp), a website administered by Bureau of Energy Efficiency (BEE), a statutory body under Ministry of Power, Government of India.2004
2. Robert Ristirer and Jack P. Kraushaar, "Energy and the environment", Willey, 2005.
3. Godfrey Boyle, "Renewable Energy, Power for a Sustainable Future", Oxford University Press, U.K., 2012
4. Twidell, J.W. & Weir A., "Renewable Energy Resources", EFNSpon Ltd., UK, 2015.
5. Dhandapani Alagiri, Energy Security in India Current Scenario, The ICFAI University Press, 2006.
6. M.H. Fulekar, Bhawana Pathak, R K Kale, "Environment and Sustainable Development" Springer, 2016
7. <https://www.niti.gov.in/verticals/energy>

CES338 ENERGY EFFICIENCY FOR SUSTAINABLE DEVELOPMENT L T P C
3 0 0 3

COURSE OBJECTIVES:

1. To understand the types of energy sources, energy efficiency and environmental implications of energy utilisation
2. To create awareness on energy audit and its impacts
3. To acquaint the techniques adopted for performance evaluation of thermal utilities
4. To familiarise on the procedures adopted for performance evaluation of electrical utilities
5. To learn the concept of sustainable development and the implication of energy usage

UNIT I ENERGY AND ENVIRONMENT 9
Primary energy sources - Coal, Oil, Gas – India Vs World with respect to energy production and consumption, Climate Change, Global Warming, Ozone Depletion, UNFCCC, COP

UNIT II ENERGY AUDITING 9
Need and types of energy audit. Energy management (audit) approach-understanding energy costs, bench marking, energy performance, matching energy use to requirement, maximizing system efficiencies, optimizing the input energy requirements, fuel & energy substitution, energy audit instruments

UNIT III ENERGY EFFICIENCY IN THERMAL UTILITIES 9
Energy conservation avenues in steam generation and utilisation, furnaces, Thermic Fluid Heaters. Insulation and Refractories - Commercial waste heat recovery devices: recuperator, regenerator, heat pipe, heat exchangers (Plate, Shell & Tube), heat pumps, and thermocompression

UNIT IV ENERGY CONSERVTION IN ELECTRICAL UTILITIES 9
Demand side management - Power factor improvement – Energy efficient transformers - Energy conservation avenues in Motors, HVAC, fans, blowers, pumps, air compressors, illumination systems and cooling towers

UNIT V SUSTAINABLE DEVELOPMENT

9

Sustainable Development: Concepts and Stakeholders, Sustainable Development Goal (SDG). Globalization and Economic growth. Economic development: Economic inequalities, Income and growth. Social development: Poverty, conceptual issues and measures, impact of poverty,

TOTAL: 45 PERIODS

COURSE OUTCOMES:

Upon completion of this course, the students will be able to

1. Understand the prevailing energy scenario
2. Familiarise on energy audits and its relevance
3. Apply the concept of energy audit on thermal utilities
4. Employ relevant techniques for energy improvement in electrical utilities
5. Understand Sustainable development and its impact on human resource development

REFERENCES:

1. Energy Manager Training Manual (4Volumes) available at [http://www.em-
ea.org/gbook1.asp](http://www.em-
ea.org/gbook1.asp), a website administered by Bureau of Energy Efficiency (BEE), a statutory body under Ministry of Power, Government of India.2004
2. Eastop.T.D& Croft D.R, "Energy Efficiency for Engineers and Technologists", Logman Scientific & Technical, ISBN-0-582-03184, 1990
3. W.R. Murphy and G. McKay "Energy Management" Butterworths, London 1987
4. Pratap Bhattacharyya, "Climate Change and Greenhouse Gas Emission", New India Publishing Agency- Nipa,2020
5. Matthew John Franchetti , Defne Apul "Carbon Footprint Analysis: Concepts, Methods, Implementation, and Case Studies" CRC Press,2012
6. Robert A. Ristinen, Jack J. Kraushaar, Jeffrey T. Brack, "Energy and the Environment", 4th Edition,Wiley,2022
7. M.H. Fulekar,Bhawana Pathak, R K Kale,"Environment and Sustainable Development" Springer,2016
8. Sustainable development in India: Stocktaking in the run up to Rio+20: Report prepared by TERI for MoEF, 2011.

PROGRESS THROUGH KNOWLEDGE